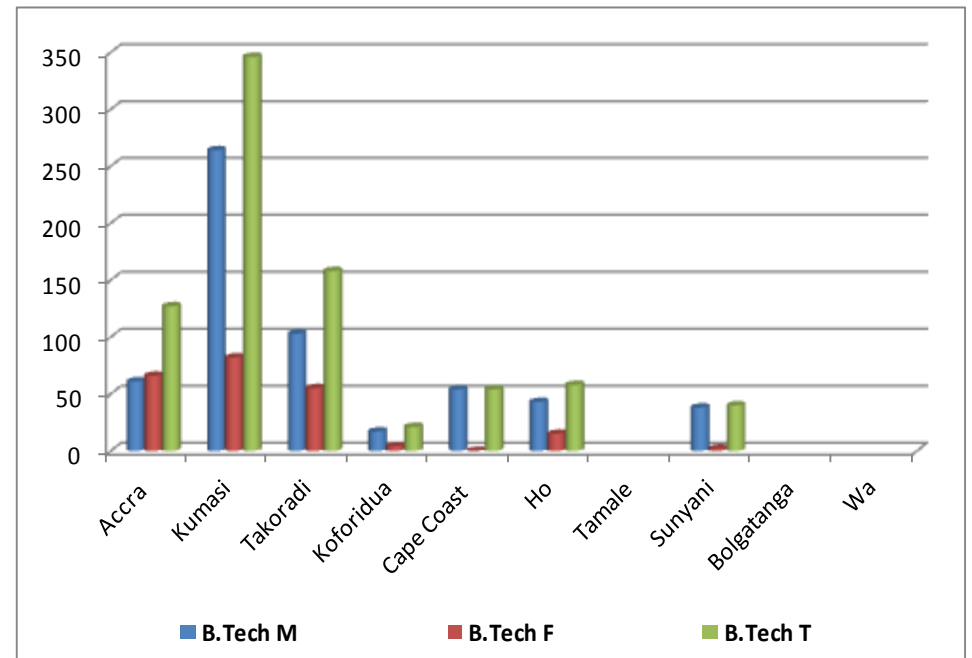
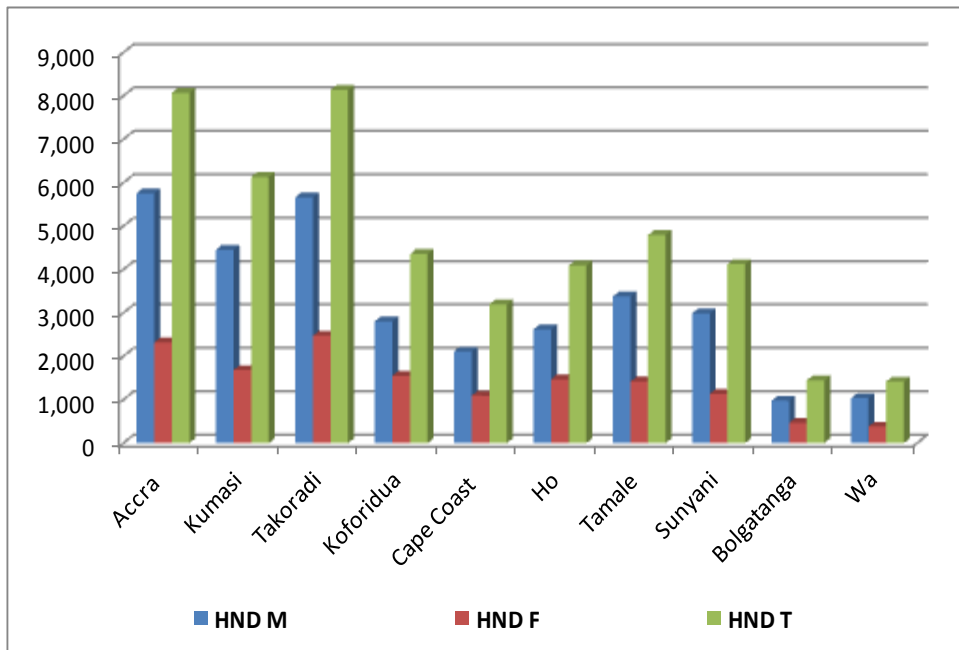
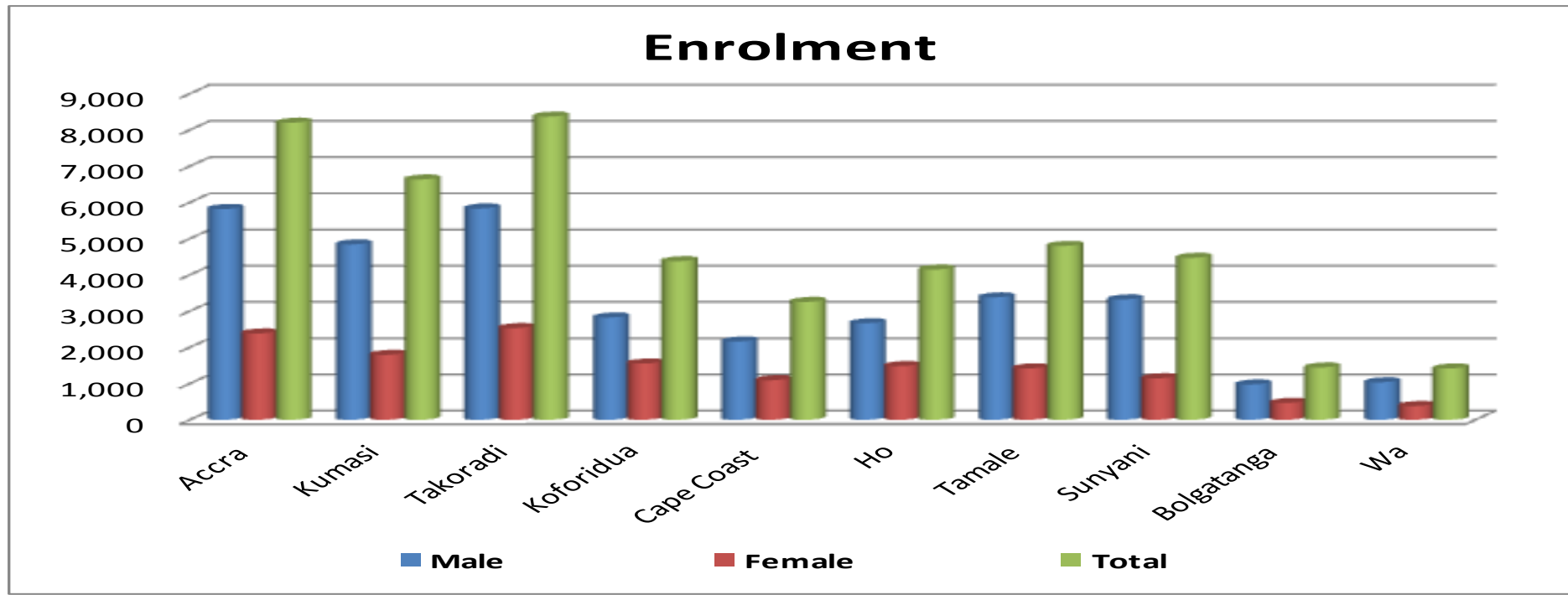
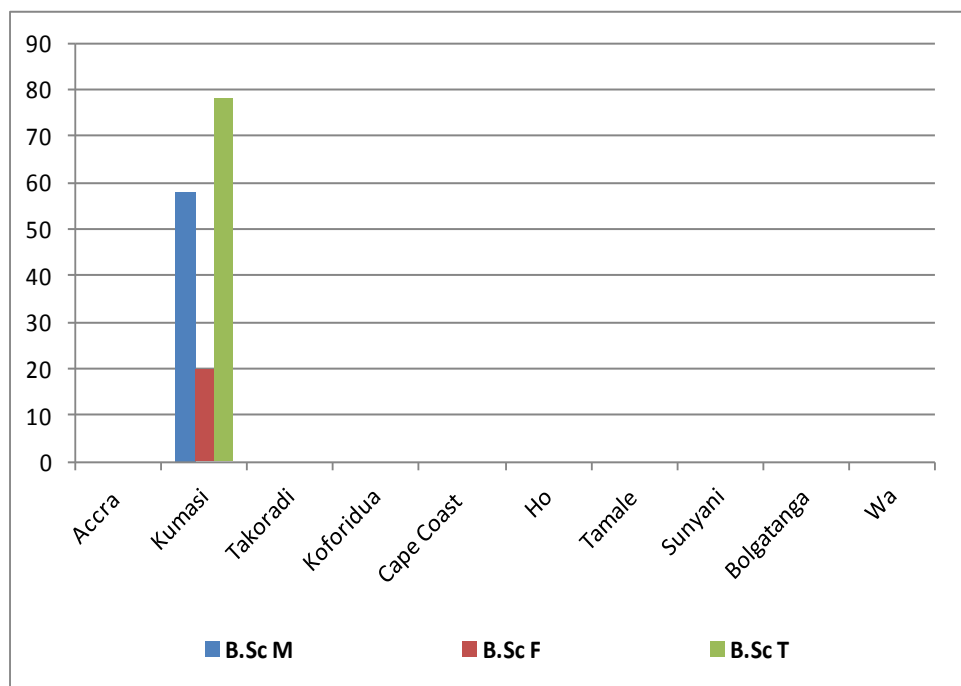
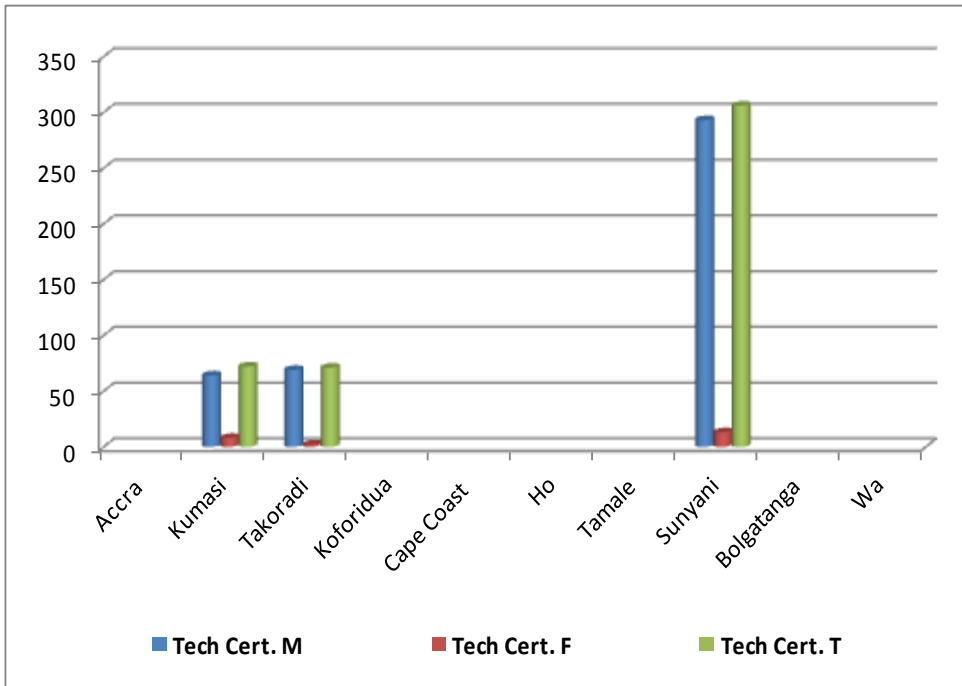


Polytechnics -Enrolment by Gender & Programme

| Polytechnics | Tech Cert. | | | HND | | | B.Tech | | | B.Sc | | | Total | | |
|--------------|------------|-----------|------------|---------------|---------------|---------------|------------|------------|------------|-----------|-----------|-----------|---------------|---------------|---------------|
| | M | F | T | M | F | T | M | F | T | M | F | T | M | F | T |
| Accra | | | | 5,757 | 2,318 | 8,075 | 61 | 66 | 127 | | | | 5,818 | 2,384 | 8,202 |
| Kumasi | 64 | 8 | 72 | 4,455 | 1,683 | 6,138 | 264 | 82 | 346 | 58 | 20 | 78 | 4,841 | 1,793 | 6,634 |
| Takoradi | 69 | 2 | 71 | 5,664 | 2,476 | 8,140 | 103 | 55 | 158 | | | | 5,836 | 2,533 | 8,369 |
| Koforidua | | | | 2,807 | 1,550 | 4,357 | 17 | 4 | 21 | | | | 2,824 | 1,554 | 4,378 |
| Cape Coast | | | | 2,108 | 1,093 | 3,201 | 54 | 0 | 54 | | | | 2,162 | 1,093 | 3,255 |
| Ho | | | | 2,623 | 1,469 | 4,092 | 43 | 15 | 58 | | | | 2,666 | 1,484 | 4,150 |
| Tamale | | | | 3,379 | 1,419 | 4,798 | | | | | | | 3,379 | 1,419 | 4,798 |
| Sunyani | 293 | 13 | 306 | 2,992 | 1,133 | 4,125 | 38 | 2 | 40 | | | | 3,323 | 1,148 | 4,471 |
| Bolgatanga | | | | 978 | 467 | 1,445 | | | | | | | 978 | 467 | 1,445 |
| Wa | | | | 1,036 | 381 | 1,417 | | | | | | | 1,036 | 381 | 1,417 |
| Total | 426 | 23 | 449 | 31,799 | 13,989 | 45,788 | 580 | 224 | 804 | 58 | 20 | 78 | 32,863 | 14,256 | 47,119 |





Polytechnics –Academic Staff

| Polytechnics | Assoc. Prof. | | | Snr. Lecturer | | | Lecturer | | | Asst. Lecturer | | | Principal Instr. | | | Snr. Instr | | | Instructor | | | Asst. Inst. | | | Total | | |
|--------------|--------------|----------|----------|---------------|-----------|-----------|------------|------------|--------------|----------------|-----------|-----------|------------------|----------|-----------|------------|-----------|------------|------------|-----------|------------|-------------|----------|----------|--------------|------------|--------------|
| | M | F | T | M | F | T | M | F | T | M | F | T | M | F | T | M | F | T | M | F | T | M | F | T | M | F | T |
| Accra | | | | 1 | 0 | 1 | 98 | 26 | 124 | 22 | 5 | 27 | | | | 2 | 1 | 3 | 13 | 2 | 15 | | | | 136 | 34 | 170 |
| Kumasi | 1 | 0 | 1 | 11 | 5 | 16 | 200 | 34 | 234 | 12 | 1 | 13 | | | | 15 | 4 | 19 | | | | | | | 239 | 44 | 283 |
| Takoradi | | | | 6 | 3 | 9 | 153 | 41 | 194 | | | | 11 | 2 | 13 | 67 | 58 | 125 | 10 | 2 | 12 | | | | 247 | 106 | 353 |
| Koforidua | | | | 2 | 1 | 3 | 90 | 10 | 100 | 9 | 1 | 10 | | | | 18 | 9 | 27 | 7 | 0 | 7 | | | | 126 | 21 | 147 |
| Cape Coast | | | | 3 | 1 | 4 | 53 | 8 | 61 | | | | 8 | 2 | 10 | 10 | 2 | 12 | | | | | | | 74 | 13 | 87 |
| Ho | | | | 3 | 0 | 3 | 80 | 17 | 97 | | | | 3 | 0 | 3 | 8 | 4 | 12 | 26 | 10 | 36 | | | | 120 | 31 | 151 |
| Tamale | | | | 3 | 1 | 4 | 55 | 2 | 57 | | | | 9 | 0 | 9 | 42 | 1 | 43 | 76 | 14 | 90 | | | | 185 | 18 | 203 |
| Sunyani | | | | 3 | 0 | 3 | 107 | 46 | 153 | 18 | 1 | 19 | | | | 5 | 2 | 7 | 30 | 8 | 38 | | | | 163 | 57 | 220 |
| Bolgatanga | | | | 2 | | 2 | 51 | 5 | 56 | 5 | 1 | 6 | | | | 4 | 0 | 4 | 18 | 2 | 20 | 5 | 0 | 5 | 85 | 8 | 93 |
| Wa | | | | 0 | 0 | 0 | 43 | 4 | 47 | 5 | 1 | 6 | | | | 18 | 1 | 19 | 4 | 0 | 4 | | | | 70 | 6 | 76 |
| Total | 1 | 0 | 1 | 34 | 11 | 45 | 930 | 193 | 1,123 | 71 | 10 | 81 | 31 | 4 | 35 | 189 | 82 | 271 | 184 | 38 | 222 | 5 | 0 | 5 | 1,445 | 338 | 1,783 |

