
SEKONDI-TAKORADI METROPOLITAN ASSEMBLY



ANNUAL PROGRESS REPORT [JANUARY – DECEMBER 2016]

[Compiled by: Metro Planning and Coordinating Unit (MPCU)]

9th February 2017

TABLE OF CONTENTS

1.0	CHAPTER ONE.....	1
1.1	BACKGROUND	1
1.2	OBJECTIVE OF MONITORING AND EVALUATION REPORT.....	1
1.3	PROCESSES INVOLVED AND DIFFICULTIES ENCOUNTERED:.....	2
1.4	FORMAT OF THE REPORT.....	2
1.5	PROGRAMMES / PROJECTS STATUS OF 2016 ACTION PLAN	3
2.0	CHAPTER TWO	5
2.1	MONITORING AND EVALUATION ACTIVITIES REPORT	5
2.2	INTRODUCTION.....	5
2.3	DEPARTMENTAL/ UNIT REPORTS	5
2.3.1	CENTRAL ADMINISTRATION/ DEVELOPMENT PLANNING UNIT.....	5
2.3.1.1	Ghana Urban Management Pilot Project (GUMPP).....	5
2.3.1.2	Priority Investment Projects.....	6
2.3.1.3	Urban Management Programme	7
2.3.1.4	Public-Private Partnership.....	7
2.3.1.5	The District Development Facility (DDF)	9
2.3.1.6	Urban Development Grant (UDG)	10
2.3.1.7	The Capacity Support Fund (CSF)	12
2.3.1.8	Multi-Sectoral HIV/AIDS	12
2.3.1.9	Open Governance Partnership (OGP)	13
2.3.2	SOCIAL WELFARE.....	15
2.3.2.1	Child Rights Promotion and Protection	15
2.3.2.2	Day Care Training	16
2.3.2.3	Care Day supervision and registration.....	16
2.3.2.4	Children in Need of Care and Protection	16
2.3.2.5	Justice Administration	16
2.3.2.6	Juvenile Court.....	16
2.3.2.7	Social Enquiry Report.....	16
2.3.2.8	Community Care	16
2.3.3	WASTE MANAGEMENT	17
2.3.4	AGRICULTURE.....	17
2.3.5	DEPARTMENT OF HEALTH	20

2.3.5.1	Challenges of Metro Health.....	21
2.3.5.2	Activities planned and implemented for the year 2016.....	21
2.3.5.3	Health facilities.....	22
2.3.6	DEPARTMENT OF EDUCATION	23
2.3.6.1	Programmes Implemented in the year under review.....	23
2.3.6.2	Conduct Mock Examination and BECE	23
2.4	REVENUE AND DISBURSEMENT UPDATE	25
2.4.1	REVENUE UPDATE	25
2.4.1.1	Internally Generated Fund	25
2.4.1.2	Other Sources of Revenue	26
2.4.2	DISBURSEMENT UPDATE.....	27
2.5	UPDATE ON CRITICAL DEVELOPMENT AND POVERTY ISSUES	28
2.5.1	GENDER	28
2.5.2	Livelihood Empowerment Against Poverty (LEAP).....	29
2.5.3	Support to the Aged.....	29
2.5.4	Youth Development.....	29
2.6	REPORT ON THE PERFORMANCE OF CORE INDICATORS.....	31
3.0	CHAPTER THREE.....	38
3.1	POLICY RECOMMENDATION	38
3.1.1	Revenue.....	38
3.1.2	Education	38
3.1.3	Health.....	39
3.1.4	Sanitation.....	39
3.1.5	Staff Development.....	39
	APPENDIX- PROJECT REGISTER.....	40

EXECUTIVE SUMMARY

The 2016 Annual Progress Report (January-December) was prepared as a prerequisite to the National Development Planning System Act, 1994 (Act480) which enjoins the various MMDAs to prepare Medium-Term Development Plan and submit annual monitoring and evaluation report. The Annual Progress Report assesses the status of the implementation of the Annual Action Plan for 2016 fiscal year which was prepared based on the policy framework of the Ghana Shared Growth and Development Agenda II, under the following thematic areas:

1. Enhancing Competitiveness in Ghana's Private Sector;
2. Accelerated Agriculture Modernization and Sustainable Natural Resource Management;
3. Infrastructure, Energy and Human Settlements;
4. Human Development, Productivity and Employment;
5. Transparent and Accountable Governance.

The report highlights the following:

- As at the end of the year, about 90% of projects and programmes in the Annual Action Plan have been implemented and 96% of the projects and programmes were budgeted for in the Annual Budget of the Assembly. The overall projects and programmes implementation was very good.
- The total Internally Generated Fund for the 2016 fiscal year was **Seven Million, Three Hundred and Ninety-One Thousand, Two Hundred and Seventy-Three Ghana Cedis Forty-Nine Pesewas** (GHS7, 391, 273.49). The total revenue from other sources such as the District Assembly Common Fund, District Development Facility, Urban Development Grant, Member of Parliament Common Fund, Ghana Urban Management Pilot Project was **Sixteen Million, Seven Hundred and Seventy-Two Thousand, Six Hundred and Seventy-Five Ghana Cedis Eighty-Six Pesewas** (GHS16, 772,675.86).
- Programmes/projects status for the year under review which includes District Assembly Common Fund (DACF), Internally Generated Fund (IGF), Ghana Urban Management Pilot Project (GUMPP), Urban Development Grant (UDG) Projects,

Street Naming and Property Addressing System, District Development Facility Fund (DDF), Open Government Partnership, Multi-Sectoral HIV and AIDs.

- Under GUMPP, the Assembly has implemented additional works to the Priority Investment Projects such as construction of five additional garages, construction and provision of water to the link road at the Kokompe Taxi Station to facilitate easy movement of the artisans and clients. The Sekondi Street naming which was stalled as a result of inadequate funds was awarded and work had commenced in earnest. The refurbishment of the Assembly's conference room was also additional works to the support measures. The overall implementation of the GUMPP was fairly excellent.
- The introduction of the Urban Development Grant (UDG) for the MMA'S and the Functional Organization Assessment Test (FOAT) has significantly improved the performance of the Assembly in the area of Budgeting, Reporting and Auditing, Asset Management, Revenue Management and Social Accountability.
- Stakeholders Participation: The Assembly exists to improve the living conditions and the wellbeing of the people and the provision of basic infrastructure services. To achieve these objectives both physical and non-physical programmes and projects were outlined for implementation in the course of the year. The involvement of key stakeholders in the implementation of programmes and projects is very crucial in achieving the target for the year. Heads of the decentralized Departments of the Assembly played key roles in programmes and projects implementation in the year of 2016. Key stakeholders such as the Members of Parliament (especially MP for Effia constituency), Presiding Member, Assembly members, Traditional Authorities, Government Appointees, Unit Committee Members, Service Providers (ECG, GWCL, CWSA, MTN, GHACEM, Zoomlion Ghana Ltd) as well as Head Teachers, Community Based Organizations, Media, Civil Society Organizations Youth Groups, Butchers Association, Fishermen Association, Market and Fish mongers Association and Religious Leaders fully participated in the implementation of programmes and projects in the Metropolis.

- **Town Hall meetings:** Having recognized the significant influence of stakeholder engagement in successful programmes and projects implementation, the Assembly organized a number of town hall meetings as a vehicle to involve key stakeholders in the delivery of the programme and projects within the period under review. Two key town hall meetings were held. The first town hall meeting which was held on the 25th February 2016 focused on the activities planned for the year 2016 and participated by 158 (38% female and 62% male) people whilst the second quarter meeting was held on the 27th of September 2016 with 204 (42.7 female and 57.3% male) participants and focused on budgeting and planning. These meetings empowered most citizens to criticize the use of funds in the metro and made constructive criticism as to how the Assembly could effectively manage community needs with scarce resources.
- **Social protection, Vulnerability and Gender:** Various programmes were implemented in under this area with focus on social protection. The major activities included assistance to poor 174 households, skills training for girls in soap making, bread making and beads making. Those trained were also equipped with the requisite tools such as sewing machine, hair dryers, to assist them establish small businesses. People living with disability were also supported with funds. Majority of the beneficiaries of the most of the programmes implemented were women and children.
- **Departmental Reports:** 10 out of the 16 decentralized departments presented their report at the time of compilation of this Annual Progress Report. Details of the departmental reports are presented in chapter two.

LIST OF ACRONYMS

AAP	-	Annual Action Plan
AFD	-	Agence Française de Développement
AfDB	-	African Development Bank
ANC	-	Ante Natal Care
APR	-	Annual Progress Report
BECE	-	Basic Education Certificate Examinations
CBO	-	Community Based Organization
CBRDP	-	Community Based Rural Development Project
CHAG	-	Christian Health Association of Ghana
CIDA	-	Canadian International Development Agency
CSF	-	Capacity Support Project
DACF	-	District Assembly Common Fund
DDF	-	District Development Facility
EHMD	-	Environmental Health & Management Department
EPZ	-	Export Processing Zone
GES	-	Ghana Education Service
GETFUND	-	Ghana Education Trust Fund
GHS	-	Ghana Health Service
GoG	-	Government of Ghana
GPHA	-	Ghana Ports and Harbours Authority
GPRS	-	Ghana Poverty Reduction Strategy
GSGDA	-	Ghana Shared Growth and Development Agenda
GUMPP	-	Ghana Urban Management Pilot Project
GWCL	-	Ghana Water Company Limited
IGF	-	Internally Generated Funds
M & E	-	Monitoring and Evaluation
MAC	-	Metro AIDS Committee
MESEC	-	Metro Security Committee
MLGRD	-	Ministry of Local Government and Rural Development
MPCU	-	Metro Planning and Coordinating Unit
MSHAP	-	Multi-Sectoral HIV/AIDS Programme
MTDP	-	Medium Term Development Plan

NDPC	-	National Development Planning Commission
NGO	-	Non Governmental Organization
NMTPF	-	National Medium Term Policy Framework
NYA	-	National Youth Agency
NYEP	-	National Youth Employment Programme
PIP	-	Priority Investment Project
PLWHA	-	People Living With HIV/AIDS
PNC	-	Post Natal Care
PPP	-	Public-Private Partnership
SHEP	-	Self-Help Electrification Programme
STMA	-	Sekondi Takoradi Metropolitan Assembly
SWD	-	Social Welfare Department
UDG	-	Urban Development Grant
WMD	-	Waste Management Department
WRCC	-	Western Regional Coordinating Council
YIEDIE	-	Youth Inclusive Entrepreneurial Initiative for Employment

1.0 CHAPTER ONE

1.1 BACKGROUND

The preparation of Annual Progress Report is a prerequisite to monitor and evaluate (M&E) the progress of activities outlined to be implemented in the fiscal year under review. This is to ensure that targets and objectives set in the Medium-term Development Plan 2014-2017 are being achievement within the plan period. The methodology used in the preparation of the report is based on a quantitative and qualitative approach where there is key involvement of stakeholders comprising heads of departments of the Assembly and some selected opinion leaders. In view of this, the heads of departments provide the secondary data on quarterly basis as inputs for the preparation of the Annual Progress report. The ARP also serve as an input for the preparation of the Regional and the National Development Planning Commission Reports.

The Monitoring and Evaluation Plan (M & E) 2014 – 2017 was prepared as part of the overall MTDP (2014 – 2017) and it uses a set of indicators and targets to monitor and evaluate the achievements and impacts of the interventions undertaken by the Assembly at the end of 2016.

The 2016 Annual Progress Report (APR) has been compiled based on the achievements and challenges of the programmes and projects implemented by all the departments of the Sekondi-Takoradi Metropolitan Assembly (STMA) as at the end of the 2016 fiscal year. It provides the level of achievements among certain indicators including but not limited to the following:

- Gross enrolment rate
- Infant mortality rate
- Level of road improvement
- Level of infrastructural development
- Performance of the Internally Generated Funds

1.2 OBJECTIVE OF MONITORING AND EVALUATION REPORT

Although the expectation of the populace within the metropolis for the provision of better service delivery as against the limited availability of scare resources, for this milieu that is why a need for more cost effective mechanism to ensure that the Assembly shall deliver quality service with the limited resources. Furthermore, with the need for

involvement of stakeholders to enhance transparent and accountable governance, steps ought to be taken to establish a systematic process such as monitoring and evaluating the set indicators of the MTDP- 2014- 2017 with emphasis on the 2016 Annual Action Plan.

The M & E report provides information for key stakeholders to enhances their knowledge by learning from live-experiences, increase transparency and accountability and able to make more informed decisions and augment service delivery resulting in improved general standard of living and socio-economic development of the metropolis.

1.3 PROCESSES INVOLVED AND DIFFICULTIES ENCOUNTERED:

The compilation of the report was participatory as it involved members of the Metro Planning Coordinating Unit (MPCU) and its Secretariat. Heads of departments were trained on the format for preparing the Annual Progress Report. The methodology for compiling the APR 2016 was based on both quantitative and qualitative data from the departments of the Assembly besides information from the four quarterly monitoring and evaluation reports from the MPCU.

The following difficulties were however encountered:

- a. Lack of harmony in report formats which make compilation challenging
- b. Inconsistency in data which always requires editing
- c. Untimely submission of reports from some of the Decentralized Departments

1.4 FORMAT OF THE REPORT

The APR 2016 has been compiled in accordance to the thematic areas of the Ghana-Shared Growth and Development Agenda II (GSGDA) specified below:

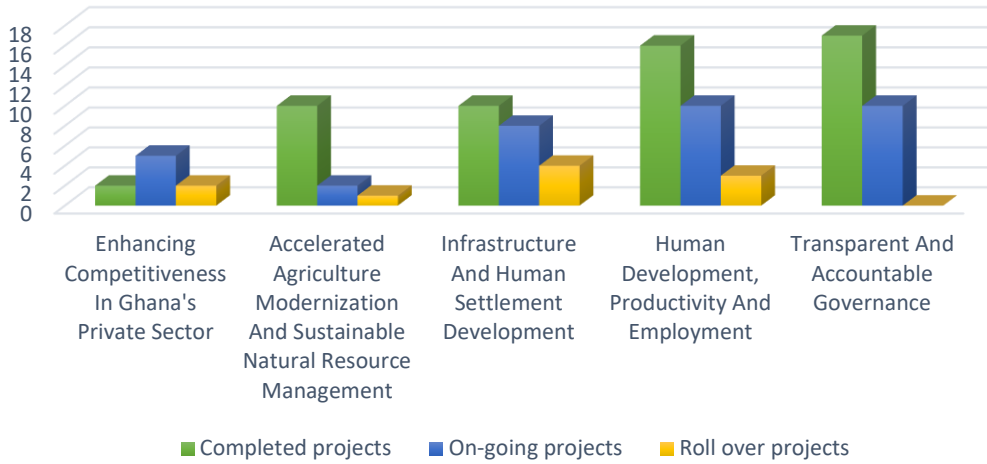
1. Enhancing Competitiveness in Ghana's Private Sector;
2. Accelerated Agriculture Modernization and Sustainable Natural Resource Management;
3. Infrastructure, Energy and Human Settlements;
4. Human Development, Productivity and Employment;
5. Transparent and Accountable Governance.

However, the report has been prepared based on the five thematic areas focused on by the Sekondi-Takoradi Metropolitan Assembly for the 2016 fiscal year. The format of the report is as follows: Chapter One Introduction, Chapter two monitoring activities and Chapter three entails policy recommendation.

1.5 PROGRAMMES / PROJECTS STATUS OF 2016 ACTION PLAN

The number of projects and programmes outlined for implementation in the 2016 developmental year were hundred (100). Out of this number, 55 programmes and projects were completed while 35 are on-going. However, about 10 of the programmes were not implemented and were rolled over to the ensuing year. The overall implementation of the 2016 Annual Action Plan was 90%. The thematic area under which the Assembly performed excellently was the transparent and accountable governance which has a total of twenty-seven projects either completed or on-going. The next thematic area which recorded very good performance was the human development, productivity and employment. This area also received much resources to enhance the human development of the populace in the Metropolis. Although there were great achievements such as the construction of the youth center at Sekondi, there is still the need to harness the natural and human resources to increase productivity and employment in order to accelerate the reduction of poverty among the people of the Sekondi-Takoradi Metropolis. The figure below indicates the performance of the 2016 Annual Action Plan.

PERFORMANCE OF STMA ANNUAL ACTION PLAN 2016



The project register is attached as an appendix. In general, most of the projects which commenced in 2016 were either completed or are on scheduled. However, few of the projects were delayed in their execution as a result of geological challenges and construction delays on the part of some contractors.

2.0 CHAPTER TWO

2.1 MONITORING AND EVALUATION ACTIVITIES REPORT

2.2 INTRODUCTION

The monitoring and evaluation report is an effective and efficient means for tracking and assessing the general performance and level of achievement within the year under review. This serves as an evidenced-based mechanism for the Assembly to report on the progress of development to the National Development Planning Commission through the Western Regional Coordinating Council.

2.3 DEPARTMENTAL/ UNIT REPORTS

Out of the 16 mandatory departments under the Assembly, Ten submitted their reports compilation of the Annual Progress Report for the period under review. The departments which have submitted their reports were as follows:

- ❖ Central Administration
- ❖ Department of Social Welfare
- ❖ Department of Waste Management
- ❖ Department of Health
- ❖ Department of Education
- ❖ Department of Finance
- ❖ Budget and Rating
- ❖ Department of Agriculture
- ❖ Department of Urban Roads
- ❖ Department of Works

2.3.1 CENTRAL ADMINISTRATION/ DEVELOPMENT PLANNING UNIT

2.3.1.1 Ghana Urban Management Pilot Project (GUMPP)

The Ghana Urban Management Pilot Project (GUMPP) is an initiative of MLGRD and supported/funded by AFD to define a National Urban Policy. The project provides a comprehensive approach to urban issues for each of the four (4) beneficiary cities (Sekondi-Takoradi, Ho, Kumasi and Tamale). It seeks to promote more effective urban governance in terms of strategic planning, local management, internal organisation of local administration as well as planning, implementation and operation and maintenance of local public investments.

The objective of GUMPP is to improve living conditions in urban areas especially for the inhabitants of the four cities by promoting sustainable development (from a financial, environmental, and social perspective).

Specific Component

- To implement urban development programmes that give widespread access to essential services of the desired level and quality of services.
- To build the financial, management and ownership capacities of cities.
- To support economic activities and local employment and enhance the revenue collection capacity of local governments for increased local self-finance of investments.
- To limit the negative impact of urban extension on peripheral eco-systems

2.3.1.2 Priority Investment Projects

The Sekondi-Takoradi Metropolitan Assembly selected three Priority Investment Projects (PIPs); however due to inadequate funding only two out of the three PIPs were implemented. These were the Construction of Integrated Social Centre and the Upgrading of the Kokompe Industrial enclave.

S/No	NAME OF PROJECT	EXISTING GAPS (CHALLENGES)	INTERVENTION AREA
1	Construction of Integrated Social Centre at Effiakuma	There is high incidence of street children and other social challenges that needs to be addressed in the metropolis. The vulnerable and physically challenged have limited access to social facilities such as library , ICT centers, day care centers, skills training centers, and recreational centers and the project seeks to mitigate this gap.	<ul style="list-style-type: none"> • Administration Block • Commercial Block • Restaurant/Auditorium • Dormitory Block • Event Grounds

2	Upgrading of Kokompe Enclave	The industrial enclave is haphazardly organized creating conflicting land use resulting in frequent accidents and fire outbreaks. There are inadequate social amenities such as water, toilets, first aids, electricity, waste collection points, parking ranks etc.	<ul style="list-style-type: none"> • 25No. Model Garages • Skills Training Centre • Internal Roads and Drains • Toilets/Shower
---	------------------------------	--	--

2.3.1.3 Urban Management Programme

In addition to the PIPs, the STMA implemented the Urban Management Programme which involved the preparation of sub-metro spatial and local plans for the four-sub-metros and the installation / mounting of street naming and addressing system for the Takoradi and Sekondi Sub-metro.

2.3.1.4 Public-Private Partnership

The Sekondi-Takoradi Metropolitan Assembly (STMA) through its development policy and the Medium-Term Development Plan (2014-2017) aims to promote a conducive environment for sustainable livelihood enhancement through the provision of socio-economic infrastructure that will contribute effectively towards Metro and National development goals.

The Management of the Assembly recognizing that many consultants who promised to assist the provision of infrastructure through Public-Private Partnership (PPP) over the years has not materialized, set up a PPP Committee to spearhead the identification of potential projects which will be bankable for PPP. In addition, the Committee is responsible for developing project concepts and marketing those concepts by registering with the National PPP unit.

Progress of PPP

The PPP Committee identified five bankable projects and was supported by the JDP Consult to prepare five number project concept notes, which were submitted to the Ministry of Finance and the Assembly has received the approval from the Public Investment Division of the Ministry of Finance for the under listed projects:

PROJECT	NAME OF PROJECT OFFICER	EDUCATIONAL QUALIFICATION
1. Development of a Transit Terminal for haulage truck	William Tei-Kpoti	MSc Construction Management BSc Building Technology
2. Construction of Multi-Purpose Storey Car Park	Michael Dzisi	MSc Road and Transportation Engineering BSc Geodetic Engineering
3. Redevelopment of the Takoradi Central Market	Henry Owusu	MBA Finance BA (Hons) Economics
4. Redevelopment of the Sekondi Market	Isaac Affum	BSc Planning (Settlement Planner)
5. Development of Craft Village at the Regional theater	Evans Mark Andoh	MSc Development and Policy Planning BA (Hons) Economics and Sociology

Private management of the Whindo Abattoir

The newly constructed abattoir was built to address the unhygienic processing of meat such as the use of car tyres and poor management of animal waste at the old slaughterhouse. Although, the Assembly has invested huge sum of funds into the facility, it was yet to realize the returns on the project since the facility requires additional investment to make it viable.

In view of this, the Management of the Assembly tasked the Public-Private Partnership Committee to assess how best the abattoir could be managed. After thorough deliberations on the proposal submitted by the Takoradi Butchers Association, the Committee drafted a management contract for the abattoir. The draft contract was submitted to management for their perusal and approval. The document was approved and the management contract was signed on the 1st of December 2016 with the Takoradi Butchers Society Company Limited.

2.3.1.5 The District Development Facility (DDF)

The DDF is a funding facility that was borne out of the performance of District Assemblies' in the Functional Organizational Assessment Tools (FOAT) exercise. The table below indicates the base year for the performance assessment of the Assembly, the year of assessment, the allocation and remarks.

Base year	Year of Assessment	Consultant	Mark s Obtained	Investmen t Grant	Capacit y Buildin g Grant	Remarks
2008				587,553.41		Approved projects complete d
2009				282,928.00		Approved projects complete d
2010	6 th Feb. 2012	JDP Consult-Tema	95	935,334.00	47,467.00	Approved projects complete d
2011	26 th Oct. 2012	Dekhab Associates	97	857,887.00	41,990.00	Approved projects complete d
2012	2 nd Aug. 2013	Dev-Pro Consulting Accra	95	1,348,800.00	60,800.00	On-going
2013	25 th Aug. 2014	Synergy Consulting Services-Adenta Accra	99			Yet to receive allocation

2014	15 th Apr. 2016	Urban Management Institute-Accra	98			Yet to receive allocation
2011				318.190.0		Additional Investment grant from the FOAT V.

The details of the selected projects executed under the District Development facility Fund is attached to this document as an appendix.

2.3.1.6 Urban Development Grant (UDG)

The Urban Development Grant (UDG) is an annual performance-based grant being extended to the 46 MMAs over a five (5) year period 2012-2016. For the UDG, the five key areas of performance on which MMAs were assessed are related to public financial management and comprise: budgeting, accounting/auditing, revenue management, asset management and social accountability. The main objectives of the UDG are to improve the management and local service delivery capabilities of urban assemblies, to begin a transition to greater self-financing of MMAs over the long term and to provide MMAs with an additional source of funding.

Year	Investment	Amount received/ Released (GHS)	Amount utilized	% Of amount spent as at December 2016	Remarks	Variance
2012 (UDG 1)	5 Physical Projects	3,749,444.39	4,079,639.77	100	All non-physical and physical projects completed and in use. Amount utilized includes payment of variations and fluctuations	-
2013 (UDG 2)	8 Physical Projects	4,407,202.80	4,031,507.02	91.48	All non-physical and physical projects completed. Amount utilized includes payment of variations and fluctuations.	375,695.78 (retention = 201,941.48)
2014 (UDG 3)	5 Physical Projects	6,024,970.28	5,285,680.52	87.73	3 Physical projects completed. 2 Physical projects ongoing. Safeguard completed and consultancy ongoing. The total UDG 3 amount spent includes the amount spent under UDG 4.	739,289.76
2015 (UDG 4)	3 Physical Projects	Nil	2,307,717.44	-	3 Physical projects ongoing. Consultancy ongoing.	-
Total		14,181,617.47	13,055,155.46	92.06		1,126,462.01

2.3.1.7 The Capacity Support Fund (CSF)

The Capacity Support Fund (CSF) provides Capacity Support to Metropolitan and Municipal Assemblies (MMAs) to address their specific and unique needs related to performance in five key Public Financial Management (PFM) reform areas;

- Budgeting
- Reporting and Auditing
- Revenue Management
- Asset Management
- Social Accountability

The fund supports MMAs that qualify for the Urban Development Grant under the Functional Organizational Assessment Tools (FOAT) exercise.

The Assembly has been a beneficiary since its inception (2012, 2013, 2014 and 2015). The table below shows the CSF Allocation.

2.3.1.8 Multi-Sectoral HIV/AIDS

The Sekondi-Takoradi Metropolitan Assembly (STMA) through the Metro AIDS Committee (MAC) is implementing an HIV and AIDS project dubbed, “90-90-90”. The main goal of the project is to reduce HIV infection in the Metropolis through joint action of all stakeholders. The project has 2 (two) main components: component one is related to building the capacity of civil society organizations (NGOs, CBO, FBOs, traditional authority) to be proactive towards the reduction of new HIV infection among the general population and component two is related to the STMA workplace programme which is aimed at building the capacity of Assembly members, staff and client to reduce stigmatization and infection of HIV.

KEY ACTIVITIES CARRIED OUT IN 2016

ACTIVITY	RESULT	MALE	FEMALE
Condom Distribution	5,250	4,750	500
Capacity Building (Env'tal Health Officers, Agric, NYA,	34	20	14

NADMO, Social Welfare, Media) on the 90, 90, 90 campaign			
Metro AIDS Committee meetings	3		
Support Model of Hope	30		
Preparation and Submission of Quarterly Report	3		
HIV Testing Services Dubbed “Know Your Status Campaign”	1,236	502	734

Details on the HIV Testing Services Dubbed “Know Your Status Campaign”

Sex	No. Tested	No. positive	20-24	30-34	35-39	40-44	45-49	50+
Male	502	6	1	-	-	3	-	2
Female	734	23	-	4	5	5	4	5
TOTAL	1,263	29	1	4	5	8	4	7

2.3.1.9 Open Governance Partnership (OGP)

The Open Governance Partnership Initiative (OGPI) was founded in 2011 to provide an international platform for domestic reformers committed to making their governments more open, accountable, and responsive to citizens. Since then, OGP has grown from 8 countries to 70 participating countries. In all of these countries, government and civil society are working together to develop and implement ambitious open government reforms to engage in peer learning and exchange with counterparts around the world, enabling the spread of new ideas and solutions to public policy challenges.

Ghana signed onto the Open Government Partnership Initiative (OGPI) in 2011; and as an obligation under the Partnership, developed and implemented her first Action Plan which covered the period 2013-2014. Ghana’s membership is one of the criteria that made Sekondi-Takoradi Metropolitan Assembly (STMA) eligible to participate in the Subnational Pilot Programme launched by the OGP in 2015.

Areas of Focus under the Open Government Partnership

OGP commitments have been grouped into seven clusters, according to the intended results of the reforms:

- 1. Public Participation** – Engaging Citizens in Policymaking.
- 2. Government Integrity** – Fighting Corruption and Strengthening Democratic Institutions.
- 3. Freedom of Information** – Guaranteeing Public Access to Government Information.
- 4. Fiscal Transparency** – Helping Citizens Follow the Money.
- 5. Public Service Delivery** – Making Services Work for the People.
- 6. Extractive Resources Transparency** – Ensuring Extractive Revenues Are Used for Public Benefit.
- 7. Open Data** – Digitizing and Opening Up Government Data for Access to Information and Transparency.

STMA's Participation in the Subnational Pilot Programme

The STMA applied in February 2016 and was accepted to join the Pioneers' Tier of the Subnational Pilot Programme in April, 2016. The rationale for joining the Open Government Partnership (OGP) was to strengthen and consolidate gains made by the Metropolitan Assembly in the areas of citizen participation, fiscal transparency and accountability. Also, will help to partner and share experiences with 14 other chosen Pilot Subnational Governments. This is also to find lasting and innovative solutions that would enable it carry out its core mandate of providing municipal services and infrastructure development. The focal person for STMA on this project is Mr. Isaac Aidoo.

Summary of Commitments developed

STMA has developed and prioritized five (5) key commitments that would respond to the needs and aspirations of its citizens. These commitments are in the areas of Public Services (security and sanitation), Fiscal Transparency and Public Participation (private sector involvement and planning).

Commitment 1 -: Generate a government-supported, community-led watch system to elevate safety across the metropolis.

Commitment 2 -: Develop a new model of collaboration between STMA and landlords to increase the coverage of household toilets (and move away from public toilet usage as stated in updated STMA bye-laws).

Commitment 3 -: Create a localized standard operating procedure for streamlining financial records management and sharing.

Commitment 4 -: Partner with private sector associations to kick-start a systematic and participatory way of engaging with large businesses in setting fees (in international terms taxes) that they pay to the Metropolitan Assembly.

Commitment 5 -: Build a participatory planning process – from needs assessment, to site selection, to project design – of infrastructure development projects.

The Sekondi-Takoradi Metropolitan Assembly is committed to ensure that governance at the local level is transparent, all-inclusive and accountable. This will enhance the populace to be interested in the social contract between the communities and the Assembly.

2.3.2 SOCIAL WELFARE

2.3.2.1 Child Rights Promotion and Protection

These are family related services which were carried out in several ways. A total of two hundred and sixty six cases were handled. Below is the breakdown:

NATURE OF CASES	NUMBER OF CASES
Maintenance	148
Family Reconciliation	53
Child Custody	44
Access	11
Paternity	9
Inheritance	1
TOTAL	266

During the year, an amount of thirty-six thousand, four hundred and seventy-five Ghana cedis (GH¢36,475.00) was collected for deserving clients as maintenance allowances, school expenses and compensation.

2.3.2.2. Day Care Training

For the year under review, a total of one hundred and sixty-one (161) trained Day Care Attendants graduated. This comprised the 18th, 19th, and 20th batches.

2.3.2.3. Care Day supervision and registration

For the year under review, one hundred and seventeen (117) centres were supervised while forty-five (45) requests were worked on for registration and renewal.

2.3.2.4 Children in Need of Care and Protection

During the year under review, services were provided to twenty (20) children including babies.

2.3.2.5 Justice Administration

The family tribunals in Sekondi and Takoradi sat regularly during the year. A total number of 384 cases were handled.

2.3.2.6 Juvenile Court

Eighteen (18) juvenile cases were recorded.

2.3.2.7 Social Enquiry Report

Five (5) reports were requested and accepted by the Courts. One Care Order was obtained for a destitute child.

2.3.2.8. Community Care

Allocation of Common Fund to Persons with Disability (PWD)

During the year under review, the Assembly disbursed an amount of one hundred and fifty four thousand, nine- hundred and forty-nine Ghana Cedis (GH¢154,949.00) to 192 persons with disabilities. They included, the physically disabled, blind, deaf and children living with intellectual disability.

The agency in partnership with Joni and Friends (NGO) donated 118 wheel chairs and other assistive devices to PWD.

2.3.3 WASTE MANAGEMENT

The following services are provided by the Waste Management Department in the management of solid waste in the Metropolis.

- i. Communal refuse container lifting services
- ii. Door-to-door waste collection services
- iii. Management of final disposal site (landfill)
- iv. Cleaning and cleansing of drains and public places
- v. Cleansing of markets, streets and lorry parks
- vi. Organise monthly general clean-up exercise

2.3.4 AGRICULTURE

HOME AND FARM VISITS

No.	Operational area	Home and farm visits		Total
		Male	female	
1.	Eshiem	342	291	633
2.	Essikado	286	502	788
3.	Bowohomdzen	440	378	818
4.	Kansaworodo	251	517	768
5.	Effia	301	476	777
6.	Kwesimintsim	308	306	614

7.	Takoradi	175	163
8.	Sekondi	198	291
	TOTAL	2301	2924
			5225

Source: Department of Agriculture

Over the period, home and farm visit made to farmers was 5225. During the visit 2391 males and 2924 females were contacted. The largest number of farmers (818) contacted was recorded at Bowohomodzen. Kansaworodo saw the highest number of females contacted whereas in respect of males 208 were noted in Kwesimintsim. Takoradi recorded the least for both males and female.

Technology showcased

- Use of improved planting materials
- Row and plant spacing
- Correct use of agro chemicals and fertilizers
- Animal nutrition and disease management
- Post losses
- Construction of pens and slated floors.

Programmes Implemented by the Metro Agriculture Department

No.	Activity	Location	Output Indicator	Remarks
1.	E-Extension Registration	The operational areas include Eshiem, Kansaworodo, Kwesimintsim, Bowohomodzen	1799 farmers registered onto E-Extension	Patronage was encouraging
2.	Row and plant spacing	Atsiase, Mbredani, Eshiem	268 farmers were present	

3.	Group formation and sensitization	Eshiem	25 farmers were trained on group formation and dynamism, and record keeping.	
4.	Field trip	Gomoa Obuasi in Central region	25 farmers were trained on improved gari processing	
5.	HIV/ADIS campaign and education	Bowohomodzen, Mbredani, Eshiem, Whindo, Ariase, Akromakrom	265 farmers were educated on HIV/ADIS	Successful 1
6.	Alternative income generating and livelihoods (sheep and goats, rabbit production)	The operational areas include Eshiem, Kansaworodo, kwesimintsim, Essikado, Bowohomodzen, Sekondi, Takoradi, Effia.	150 farmers were present	Successful 1
7.	Farmer for a	The operational areas include Eshiem, Kansaworodo, kwesimintsim, Essikado, Bowohomodzen, Sekondi, Takoradi, Effia.	271 farmers were present	Successful 1
8.	Animal nutrition	The operational areas include Eshiem, Kansaworodo, kwesimintsim, Essikado, Bowohomodzen, Sekondi, Takoradi, Effia.	101 farmer were trained	Successful 1

9.	Improve housing management	The operational areas include Eshiem, Kansaworodo, kwesimintsim, Essikado, Bowohomodzen, Sekondi, Takoradi, Effia.	129 farmers were trained	Successful
10.	Correct use of agro-chemical	The operational areas include Eshiem, Kansaworodo, kwesimintsim, Essikado, Bowohomodzen, Sekondi, Takoradi, Effia.	241 farmers were trained	Successful
11.	Post harvest of food grains/legumes	The operational areas include Eshiem, Kansaworodo, kwesimintsim, Essikado, Bowohomodzen, Sekondi, Takoradi, Effia	154 farmers were trained	Successful

Source: Department of Agriculture

2.3.5 DEPARTMENT OF HEALTH

Clinical care services are provided by all public and private health institutions. There are herbal clinics that are also recognized as informal health service providers that support the general health delivery system. Categories of health facilities within the metro include private, military quasi, government and public health facilities. A greater proportion of these facilities are concentrated in the central business area. Each health facility is mandated to submit daily, weekly, monthly, quarterly returns to the MHD but returns from the private institutions remains a challenge.

Total and Target Population for the Year 2016

Total population	630,141
WIFA (24%)	151,234
Expected pregnancy (4%)	25,206
Expected deliveries (4%)	25,206
CHN 0-11 months (4%)	25,206
CHN 12 -23 months (4%)	25,206

CHN 24 – 59 months (8%)	50,411
CHN 0-59 months	126,028

Source: Metro Health Service

2.3.5.1 Challenges of Metro Health

- ❖ Low ANC coverage
- ❖ Low skilled delivery coverage
- ❖ High maternal death and still birth rate
- ❖ Low PNC registration
- ❖ Low family planning coverage
- ❖ Low EPI coverage
- ❖ Weak integrated surveillance and response
- ❖ Low TB case notification and poor treatment outcomes

2.3.5.2 Activities planned and implemented for the year 2016

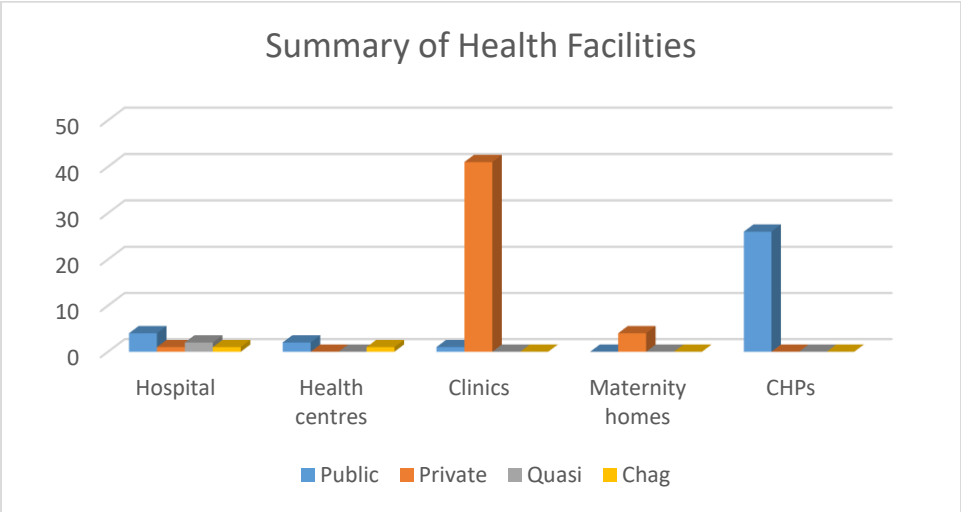
Key activities planned	Activities carried out
To hold 12 heads of institutions meeting	Done
To create 15 functional CHPS zones to improve access to public health services	15 functional CHPS zones created
To carry out quarterly monitoring and supervision to give technical support on the gaps identified	4 done
To train midwives on Life saving skills to improve maternal and new born care services	35 service providers trained
To carry out integrated and supportive supervision to provide onsite training and coaching to staff	NMCP/NAC
To train 40 staff on PMTCT/EID/HIV to equip trainee counsellors with the needed skills and techniques to provide quality TC/PMTCT/EID	40 staff trained
Vitamin A training to improve coverage of Vitamin a of children under 5	Done

TB quarterly review meeting	Done
To carry out routine outreach	40 carried out each month
To organise family meeting with all health facilities to discuss maternal and mortality issues and to improve inter facility referrals.	Done
To train staff on essential nutrition action	Three meeting held with 2 MPs
School health service	Done
Organize durbar to inform community about health issues	Done
Training of CHOs and Midwives in implant insertion	Done
To train staff on essential new born care	Done

Source: Metro Health Service

2.3.5.3 Health facilities

There are nine (9) Hospitals in the Metropolis, out of which four (4) are public hospitals. There are also three (3) Health Centres situated at Takoradi and Essikado Sub-metro out of which one is a CHAG health centres. There are also forty five (45) clinics in the Metropolis, out of one is public clinic situated at Sekondi sub-metro and Twenty three (23) CHPS Compounds.



Source: Author’s own construct

Although, the clinics in the Metropolis are 45, these facilities are mostly private and some charge huge fees hence makes accessibility more challenging for the urban poor.

Most of the people who attend the health facilities to seek for health care spend majority of their time in the queue with cumbersome procedures. This prevent some people from seeking quality health care and rather result to self-medication which have severe consequences on their health and eventually leads to death of breadwinners in the Metropolis.

2.3.6 DEPARTMENT OF EDUCATION

The Metro Education Directorate, an off shoot of the Ghana Education Service in the Sekondi Takoradi Metropolis, is an institution directly under the Regional directorate of Education which sees to the day to day administration of pre-tertiary education (basic education) in the Sekondi Takoradi Metropolitan Area and ably supported by the Sekondi Takoradi Metropolitan Assembly.

To enhance effective supervision and monitoring it has been divided into eleven circuits namely; Adiembra, Anaji, Aprembo-Kwesimintsim, Effia-Tanokrom, Essikado, Ketan, Kojokrom, Sekondi Takoradi East, Takoradi Central and Takoradi West.

2.3.6.1 Programmes Implemented in the year under review

- ❖ Checked filling of report cards, school based assessment, class registers.
- ❖ Organized quizzes and spelling Bee competition.
- ❖ Conducted comprehensive inspection of schools
- ❖ Checked output of work of teachers and pupils
- ❖ Monitoring inter-school games and sport
- ❖ Organized “My First Day at School”.
- ❖ Checked expended scheme of work and weekly forecast.

2.3.6.2 Conduct Mock Examination and BECE

Organization of one mock examination for both public and private JHS candidates numbering 6,000. Sensitized JHS candidate on factors to consider when choosing SHS programmes and the dos and don'ts of the 2016 BECE.

The above examination was conducted in a peaceful atmosphere devoid of examination leakages as was witnessed in 2015. The total number of schools registered for the

examination was 181 comprising 97 public schools and 84 private schools. The total number of candidates was 7691 comprising 3730 boys and 3961 girls.

The result of the 2016 BECE were released at the third quarter and some successful candidates were placed at some Senior High Schools. Analysis of the examination is yet to be released. The Directorate is optimistic of improving upon its previous performance.

2.4 REVENUE AND DISBURSEMENT UPDATE

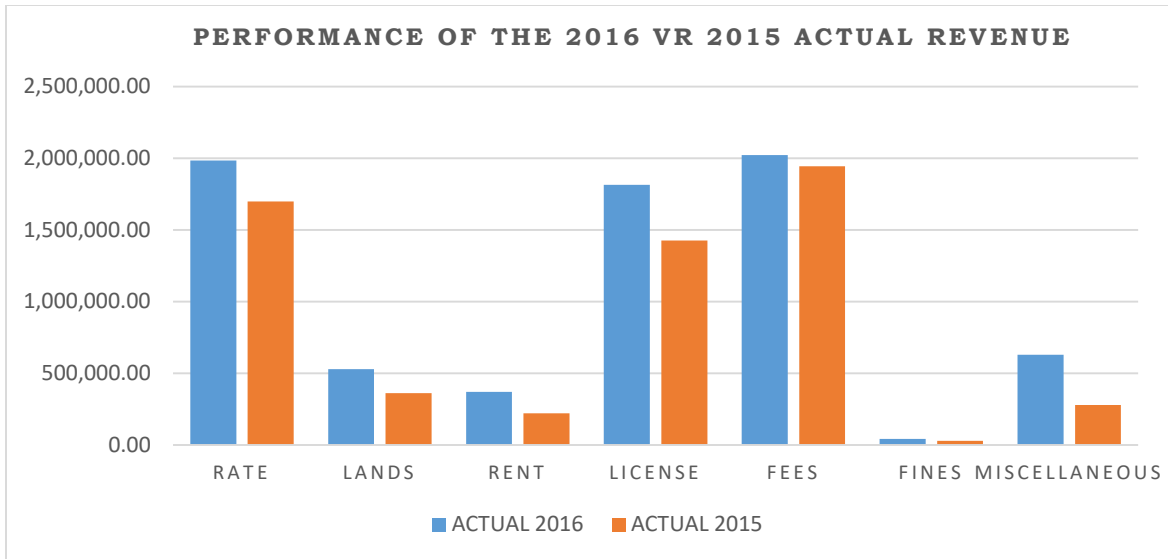
2.4.1 REVENUE UPDATE

2.4.1.1 Internally Generated Fund

Revenue Items	Budget 2016	Actual 2016	Variance	Budget 2015	Actual 2015	Variance
Rate	2,080,500.0 0	1,984,179.6 2	-4.63	1,707,000.0 0	1,699,061.1 8	-0.47
Lands	531,999.96	528,535.12	-0.65	366,000.00	361,983.89	-1.10
Rent	399,122.00	370,371.12	-7.20	270,000.00	220,478.94	-18.34
License	1,894,900.0 4	1,814,576.3 6	-4.24	1,510,600.0 0	1,425,890.0 3	-5.61
Fees	1,787,000.0 0	2,021,059.8 8	13.10	1,958,000.0 0	1,944,255.4 9	-0.70
Fines	30,000.00	41,976.31	39.92	35,000.00	30,522.33	-12.79
Miscellaneous	647,000.00	630,575.08	-2.54	300,000.00	278,584.51	-7.14
Total	7,370,522.0 0	7,391,273.4 9	0.28	6,146,600.0 0	5,960,776.3 7	-3.02

Source: Budget and Rating Department

The Internally Generated Funds, total receipts for the year exceeded the threshold by 0.28% which depicts an increase over the previous year negative 3.02%. This shows that in 2016 the Assembly Revenue Mobilization exercise had a significant progress on the performance of the revenue. In addition, it was realized that most of the positive variance was identified under the fees and fines. The justification for the 39.9% variance on the fines was as a result of the training of the prosecutors under the period under review. The IGF also increased from GHS 5,960,776.37 in 2015 to GHS 7,391,273.49 showing a marked increase of 23.99%. Although, the revenue performance is remarkable, there is still the need to improve the performance of some sub-items to enhance the overall performance of the Internally Generated Funds of the Assembly. Furthermore, the distribution of bills must be done during the first quarter to enable property and business owners to pay their bills on time.



From the figure above, the fees and rate revenue item performed excellent whilst fines was lowest. Although, there were a many defaulters the prosecution of such defaulters delayed hence the low generation of the fines revenue item. The Assembly in order to increase the revenue performance trained prosecutors in the significant departments to enhance prompt payment of fees.

2.4.1.2 Other Sources of Revenue

Other Sources of Revenue	Budget 2016	Actual 2016	Budget 2015	Actual 2015
District Assembly Comm. Fund	4,754,656.20	3,747,367.68	4,608,736.00	2,561,899.81
MPs Common Fund	1,000,000.00	1,108,908.99	1,200,000.00	1,078,355.62
District Development Facility	1,290,000.00	1,053,392.00	1,164,000.00	674,402.00
Urban Development Grant	6,900,000.00	6,953,952.78	4,000,000.00	3,058,782.82
Ghana Urban Management Pilot Project	7,350,200.00	3,909,054.41	4,100,000.00	3,494,137.19
Total	21,294,856.20	16,772,675.86	15,072,736.00	10,867,577.44

Source: Metro Finance Office

A total of GHS 16, 772,675.86 out of the GHS 21,294,856.20 was released to the Assembly in the year 2016 from the other sources of revenue. The highest source of revenue was realized from the Urban Development Grant, which was followed by the Ghana Urban Management Pilot Project. The total revenue received for the 2016 fiscal year was GHS 17, 511,949.35 this was an improvement over the previous year which was GHS 16,828,353.81.

2.4.2 DISBURSEMENT UPDATE

Item	Budget 2016	Actual 2016	Budget 2015	Actual 2015
Compensation of Employees	8,244,000.00	7,636,762.90	7,180,000.00	7,104,535.71
Use of Goods and Services	8,726,405.00	8,745,573.05	7,506,600.00	6,951,902.07
Total	16,970,405.00	16,382,335.95	14,686,600.00	14,056,437.78
Payment				
Non-Financial Asset	14,202,631.67	11,372,267.18	9,446,754.40	7,616,952.99

Source: Metro Finance Office

The sources of the Assembly's expenditure is in the areas of IGF, DACF and Donor Grants such as District Development Facility (DDF), Ghana Urban Management Pilot Project and Urban Development Grant (UDG). However, the bulk of the IGF expenditure goes into recurrent expenditure at the expense of development or capital expenditure.

In the case of the District Assemblies Common Fund (DACF) which before used to be for capital expenditure, is currently also used for recurrent expenditure like support for national celebrations, maintenance of official vehicles and even resolutions passed by District Assemblies for the Administrator of Common Fund to make source deductions. This has resulted in the reduction of funds allocated for the implementation of direct physical projects. This situation has resulted in unwarranted deferment in the payment of contractors for projects executed. As a result of this new development, contractors are currently reluctant to execute DACF projects.

However, with the UDG, DDF and GUMPP contractors are always willing to bid for such projects than DACF as a result of the availability of funds and the timely payment of contractors.

2.5 UPDATE ON CRITICAL DEVELOPMENT AND POVERTY ISSUES

2.5.1 GENDER

- ❖ Sensitization on the effects of early sex upon visits to some selected schools where some girls were suspected to be indulging in early sex and as a result either become pregnant or resort to abortion.
- ❖ Monitored all girls' clubs in schools who had trained school based facilitators.
- ❖ Follow up visits on girls with various challenges in some selected schools which ranged from truancy, early sexual relationship, defilement, stealing, lying, insubordination, parental neglect etc.
- ❖ Gave talks on the importance of girls' education and how to study and pass the 2-16 BECE for form three students.
- ❖ The Gender Desk Office in collaboration with COTVET/ PSU provided bursary support for poor/ orphaned apprentices who showed willingness to learn a vocation. The bursary was mainly for females. However on humanitarian grounds a fraction of the total percentage was given to the males. Hence, 98% of females and 2% of males in the selected districts benefited from the bursary.
- ❖ A career guidance seminar was organized for some selected SHS in the Metropolis. In all seven schools benefited. Out of which two were vocational schools, one technical school and four SHS. The total number of students reached by the seminar was one thousand, one hundred and sixty –five in all the seven schools. Out of this figure, the percentage of the total number of female students was 60% and 40% male students.

- ❖ The training was aimed at empowering 20 selected caregivers economically to be able to cater for the orphans and vulnerable children identified in the Metropolis. Out of the 20 caregivers who received the training, 18 were females and 2 were males. The beneficiaries have been provided with start-up tools /capitals to enable them start their own business under the supervision of the Gender Desk.

- ❖ Training in soap making was organized for a total of 20 caregivers made up of 16 females and 4 males received the training. The training was aimed at empowering these caregivers economically. The STMA has provided a start-up tools / capital to the trained caregivers to start their own business.

2.5.2 Livelihood Empowerment Against Poverty (LEAP)

The objective of the livelihood empowerment against poverty (LEAP) is to reduce and sustained the extreme poor households from becoming poorer in the Metropolis. The total number of households identified to be on the LEAP was 946. However, 756 of households and care givers have been enrolled.

2.5.3 Support to the Aged

335 aged persons have been enrolled onto the National Health Insurance Scheme. This programme is to support the aged to attain the highest form of health care in the various communities. This has become necessary because for any Nation to develop is about having the aged been well catered and secured. Most of the beneficiaries were impressed about the assistance since most of the aged were left on their own to cater for themselves. With the current socio-cultural dimensions within the society, there is the need to create more formal social protection programmes since the informal safety nets are currently diminishing.

2.5.4 Youth Development

The demographic dynamics been experience currently indicates that the Ghanaian Economy is undergoing a demographic dividends transitions. In view of this new which Sekondi-Takoradi Metropolitan Assembly is of no exceptions shows the need for drastic social and economic policies and interventions which aims to support the youth must be rolled on board.

The Youth Inclusive Entrepreneurial Initiative for Employment (YIEDIE) Programme is to develop the skills and knowledge of the youth to enhance job creation thereby reducing youth unemployment in the Metropolis. Eighty-Six (86) People were registered for the skills development which comprise 62 males and 24 females.

2.6 REPORT ON THE PERFORMANCE OF CORE INDICATORS

UPDATE ON STMA CORE INDICATORS

INDICATOR (CATEGORISED BY GSGDA THEMATIC AREAS)	METRO TARGET	LEVEL OF ACHIEVEMENT			REMARKS
Enhance Competitiveness of Ghana's Private Sector					
	2016	2016	2015	2014	
1 No. of persons who visit Tourist sites					
2 Change in tourist arrivals (%)					
Accelerated Agricultural Modernization And Sustainable Natural Resource Management					
3 Change in yield of selected crops, livestock and fish (%)	Maize = 1.32 Rice = 1.10 Cassava = 9.04 Yam = 4.63 Pineapple = 46.97 Cocoyam = 5.25	Maize = Rice = Cassava = Yam = Pineapple = Cocoyam =	Maize = 1.29 Rice = 0.96 Cassava = 8.91 Yam = 4.41 Pineapple = 41.0 Cocoyam = 5.10	Maize = 1.26 Rice = 1.05 Cassava = 8.61 Yam = 4.41 Pineapple = 44.73	Inadequate data for the change in yield production for 2016

				Cocoyam = 5	
4 No of farm field visits by Agric Extension Agents (AEAs)	1500	5,225	1200	1200	The performance was great. The level of achievement was above the target
5 No. of youth groups in Agriculture	3	-	2	2	Unavailable data
6 No. of farm field schools in non-traditional products	2	25	1	1	Achieved
7 No of radio discussions on Agricultural issues	45	15	46	45	Achieved
8 No of fishmonger shelters in place	6	7	5	5	On-going
9 Allocation of office space for veterinary clinic in Sekondi	No	No	No	No	
10 Hectares of degraded forest, mining, dry and wet lands rehabilitated / restored; a. Forest					No data

b. Mining					
c. Dry and wetland					
WASTE MANAGEMENT					
11% of solid wastes generated collected in the metropolis		69.9%			
Volume of solid waste collected and managed	100%	82,715 m ³	79%	-	The percentage of waste is lower than expected
Volume of liquid waste managed		36,603 m ³			
INFRASTRUCTURE AND HUMAN SETTLEMENTS					
ROAD					
12a Proportion / length of roads Rehabilitated		20KM	18 KM		
Urban Roads (in km)					
12b Proportion / length of roads maintained		8KM	7.1KM		
Urban Roads (in km)					
12c Proportion / length of roads Constructed		4.3km	7.2km		
Urban Roads (in km)					

13 Change in number of households with access to electricity (%)	100%	96%	95%		
14 Teledensity / Penetration rate (%)	12 years + 67.3%				
15 Proportion of population with sustainable access to safe water sources	100%	90%	90%		There has not been any improvement
16 Proportion of population with access to improved sanitation (<i>flush toilets, KVIP, household laterine</i>)	100%	86%	87.2%		There is still room for improvement
HUMAN RESOURCE DEVELOPMENT, PRODUCTIVITY AND EMPLOYMENT					
17 HIV / AIDS prevalence rate (% of adult population, 15-49yrs. HIV Positive)	3		3.1		
18 Maternal Mortality ratio (number of deaths due to pregnancy and childbirth per 100,000 live births)	200/100000	374/100000	293/100000		The maternal mortality ratio increased instead of reduction. There is the need to

					create awareness on the need to attend ANC
19 Under - five mortality rate (number of deaths occurring between birth and exact age five per 1000 live births)	2.7				
20 Malaria case fatality in children under five years per 100 population	0	0.24/100		131.7/100	
21 a. Gross enrolment Rate <i>(Indicates the number of pupils/ students at a given level of schooling-regardless of age-as proportion of the number children in the relevant age group)</i> - Primary -JHS -SHS b. Net Admission Rate in Primary Schools <i>(Indicates Primary One enrolment of pupils aged 6 years)</i>	Primary- 99% JHS - 99% SHS - 80%	Primary- % JHS - % SHS - %	Primary -88.7% JHS - 67.9% SHS - 47.6%	Primar- 88.7% JHS - 67.9% SHS - 47.6%	

22 Pupil - Teacher ratio (Primary, JHS)	Primary - 1:35 JHS - 1:21	Primary - JHS -	Primary - 1:32 JHS - 1:18	Primary - 1:33 JHS - 1:18	
23 BECE PASS RATE	100%	69.30		66.60%	
24 Gender Parity Index (<i>Ratio between girls' and boys' enrolment rates, the balance of parity is 1.00</i>)	Primary 1.00 JHS - 1.00 SHS - 1.00	Primary - JHS - SHS -	Primary - 0.99 JHS - 0.97 SHS - 0.12	Primary - 0.99 JHS - 0.97 SHS - 0.12	
25 Proportion of unemployed youth benefiting from skills/apprenticeship and entrepreneurial training					No data
TRANSPARENT AND ACCOUNTABLE GOVERNANCE					
26 Total amount of internally generated revenue	7,370,522.00	7,391,273.49	5,960,776.37	4,762,737	There was an increase in the IGF
27 Proportion of Development Partner and NGO funds contribution to DMTDP implementation	50% 21,294,856.20	41.4% 16,772,675.86		% 7,317,763- (36%)	The contribution of development partner in the implementation of the

					DMTDP has improved
28 Proportion of DA expenditure within the DMTDP budget (<i>How much of DA's expenditure was not in the annual budget?</i>)					All the expenditure was captured within the DMTDP budget
29 Number of reported cases of abuse (<i>children, women and men</i>)	Men - 12 Women - 50 Children - 20	Men- Women- Children -	Men- 9 Women - 24 Children- 10	Men - 12 Women-50 Children- 20	
30 Police citizen ratio					No available data

3.0 CHAPTER THREE

3.1 POLICY RECOMMENDATION

3.1.1 Revenue

Though there has been an annual improvement in revenue collection, there is more room for improvement. Improvement in revenue performance will help the Assembly to implement its Development Plan successfully. To maintain this improving trend, it is important to improve motivation packages, supervision and monitoring structures that regulate revenue generation. Revenue sensitization campaigns should be organized periodically for the populace to know the significance of paying rate and fees. The Assembly should also develop a reliable revenue database to improve revenue mobilization. A proper and reliable computerized database system has the prospect of increasing the revenue whilst reducing the leakages in the revenue generation of the Assembly.

3.1.2 Education

There is the need to improve teaching and learning in the metropolis. Although, the monitoring and supervision system in education must be strengthened to ensure that teachers are performing as they should. Incentives should be provided to teachers to encourage them to work hard. The Assembly should collaborate with private sector especially the oil companies to support with the supply of equipment and tools for the teachers resource center. In addition, strategies must be developed to complete all on-going classroom projects in the Metropolis. The current overcrowding conditions in some schools affect the performance of the pupils. To increase enrolment and the likelihood of achieving universal primary education, strategies must be developed to encourage parents and guardians to send their children to school at the recommended age whilst the Assembly seek for additional resources to expand the infrastructural base of the schools in the Metropolis.

Furthermore, with the gender parity index at the basic level there has been some improvement. Currently, many parents are now aware to send their female children to go school hence the parity index has been encouraged. However, there is still the need to educate more females at the secondary level to accelerate development in the Metropolis.

3.1.3 Health

The holistic health care services delivery to the populace is of significance to the overall development in the Metropolis. With the low coverage of Antenatal Care, resulting in the high mortality rate, there is the need to accelerate primary health care at the community level through the provision of Community-Based Health and Planning Systems (CHPS) and qualified health assistants to cater for the health needs of the populace especially the pregnant women and children under 5. The provision made in the DACF allocation for the provision of two CHPS must be enhanced to support quality health care in the Metropolis.

3.1.4 Sanitation

The Assembly has the objective of improving the sanitation condition in the Metropolis especially within and around the Takoradi Central Business District (CBD). The monthly clean up campaigns exercise needs to be enhanced at the sub-district level to promote clean and healthy environment. The Assembly needs to embark on public education to sensitize the populace on good environmental practices. There is the need to purchase more cleaning tools and equipment to facilitate the prompt delivery of sanitary services.

3.1.5 Staff Development

There is the need to build the capacity of staff in the area of capital investment, project management, contract management, database management, records keeping and filing. Capacity building programmes should be tailored towards all categories of staff. In developing an organizational structure within a dynamic environment, the traditional practices of working conditions needs to be modified. All the cleaners needs training as well as the labourers have to shift paradigms in order for the Assembly to achieve the objectives and goals.

APPENDIX- PROJECT REGISTER

NO	TITLE OF PROGRAMME/PROJECT /INITIATIVE	LOCATION	BRIEF NARRATIVE PURPOSE/OBJECTIVES	EXECUTING FIRM	CONSULTANT	START DATE	ANTICIPATED COMPLETION DATE	CONTRACT SUM GH¢	PAYMENTS TO DATE GH¢	OUTSTANDING PAYMENT GH¢	SOURCE OF FUNDING	REMARKS
1	INTERNAL ROAD CONSTRUCTION WORKS WITH ANCILLARY FACILITIES	WHINDO ABATTOIR SITE	INFRASTRUCTURAL IMPROVEMENT FOR THE ABATTOIR SITE	M/S IMORANA COMPANY	STMA WORKS DEPT.	12/1/2015	29/07/2015	154,572.60	154,550.00	-	DDF	COMPLETED AND HANDED OVER FINALLY 100%
2	REHABILITATION OF FOUR(4) UNIT CLASSROOM BLOCK FOR HOLY TRINITY ANGLICAN SCHOOL	KOJOKROM	EDUCATIONAL INFRASTRUCTURAL IMPROVEMENT	M/S KAKSAMA UNIVERSAL LIMITED	STMA WORKS DEPT.	7/1/2015	15/7/2015	91,133.61	91,124.65	-	DDF	COMPLETED AND HANDED OVER FINALLY 100%
3	FABRICATION AND SUPPLY OF FURNITURE TO TEACHERS RESOURCE CENTER	SEKONDI	INFRASTRUCTURAL IMPROVEMENT	M/S UNIQUE WOOD & GENERAL WORKS	STMA WORKS DEPT.	15/4/2016	30/9/2016	177,361.50	176,707.50	--	DDF	100% COMPLETED AND HANDED OVER FINALLY
4	SUPPLY AND INSTALLATION OF POLE AND WALL MOUNTI STREET NAMING SIGNAGE	EFFIA-K'TSIM SUB METRO TAKORADI	STREET NAMING	M/S KAPIO ENG./ CANERIES COMP. LTD.	STMA WORKS DEPT.	7/6/2016	15/12/2016	625,000.17	171,713.95	453,286.22	DDF	ON-GOING 45% COMPLETED
5	SUPPLY AND INSTALLATION OF POLE AND WALL MOUNT STREET NAMING SIGNAGE (ZONE D & F)		STREET NAMING	M/S CANERIES COM. LIMITED	STMA WORKS DEPT.	7/6/2016	15/12/16	498,239.55	74,735.93	423,503.62	DDF	ON-GOING 25% COMPLETED
6	CONSTRUCTION OF DRAINS AND PROVISION OF ELECTRICITY	T.I AHMADIYA J.H.S-TANOKROM	EDUCATIONAL INFRASTRUCTURAL IMPROVEMENT	M/S GAAKAD ENTERPRISE	STMA WORKS DEPT.	7/1/2015	30/5/2015	49,830.32	49,678.60	--	DDF	COMPLETED AND HANDED OVER FINALLY 100%
7	REHABILITATION OF TWO (2) STOREY 1No. FOURTEEN(14) UNIT CLASSROOM BLOCK WEST TANOKROM M\A J.H.S-	TANOKROM	EDUCATIONAL INFRASTRUCTURAL IMPROVEMENT	M/S STEPHEN KWAGYAH LIMITED	STMA WORKS DEPT.	7/1/2015	30/9/2015	161,892.45	145,623.44	16,628.56	DDF	PRACTICALLY HANDED OVER 100%
8	CONTINUATION AND COMPLETION SIX(6) UNIT CLASSROOM BLOCK WITH ANCILLARY FACILITIES SIX(6) SEATER ENVIRO-LOO TOILET AND TWO(2) BAY URINAL	ADAKOPE	EDUCATIONAL INFRASTRUCTURAL IMPROVEMENT	M/S HAMAKAN COMPANY	STMA WORKS DEPT.	7/1/2015	30/7/2015	150,439.71	134,890.02	--	DDF	COMPLETED AND HANDED OVER PRACTICALLY 100%

9.	FABRICATION AND SUPPLY OF FURNITURE TO TEACHERS RESOURCE CENTER	SEKONDI	INFRASTRUCTURAL IMPROVEMENT	M/S UNIQUE WOOD & GENERAL WORKS	STMA WORKS DEPT.	6/5/2016	30/9/2016	177,361.50	176,707.50	--	DDF	COMPLETED AND HANDED OVER PRACTICALLY 100%
10	CONSTRUCTION OF DRAINS AT APREMDO MARKET (PHASE 1)	APREMDO	INFRASTRUCTURAL IMPROVEMENT IN THE MARKET	M/S GFMA COMPANY LTD	STMA WORKS DEPT.	13/01/2015	15/04/2015	63,637.50	63,637.50	-	DDF	COMPLETED AND HANDED OVER PRACTICALLY 100%
11	CONSTRUCTION OF 25 NO. BLOCK OF GARAGES AND A TWO-STOREY SKILLS & TRAINING CENTRE BLOCK	KOKOMPE-TAKORADI	INFRASTRUCTURAL IMPROVEMENT FOR ARTISANS	M/S HYDRONOMICS LIMITED	LAMDA	10/10/2014	24/02/2016	3,454,989.45	3,135,229.06	319,760.39	GUMPP	100% PRACTICALLY COMPLETED, YET TO HAND OVER
12	CONSTRUCTION OF 5 NO. ADDITIONAL GARAGES	KOKOMPE-TAKORADI	INFRASTRUCTURAL IMPROVEMENT FOR ARTISANS	M/S AMONU BONSU LTD	LAMDA			712,267.88	251,739.03		GUMPP	35% SUBSTRUCTURE AND SUPERSTRUCTURE BLOCK WORKS COMPLETED. FORMWORK AND CASTING OF CONCRETE FOR SERVICE PIT, PLASTERING, FIXING OF WINDOWS AND DOOR FRAMES ONGOING
13	CONSTRUCTION OF KOKOMPE LINK ROAD TO THE TAXI RANK STATION AND PROVISION OF WATER SUPPLY FOR KOKOMPE ENCLAVE	KOKOPE, TAKORADI		M/S JUSTMOH CONSTRUCTION	LAMDA			1,017,340.98			GUMPP	30% DEMOLISHING OF EXISTING CONCRETE STRUCTURES, EXCAVATION OF UNSUITABLE MATERIALS AS WELL AS PACKING AND COMPACTING OF FILL

												MATERIALS AND DISPOSAL ONGOING
14	CONSTRUCTION OF INTERNAL ROADS AND DRAINS, PUBLIC TOILET/SHOWER	KOKOMPE TAKORADI	INFRASTRUCTURAL IMPROVEMENT FOR ARTISANS	M/S JUSTMOH CONSTRUCTION LIMITED	LAMDA	10/10/2014	30/01/2016	3,456,791.12	2,980,188.07	476,603.05	GUMPP	98% PRACTICALLY COMPLETED, YET TO HAND OVER
15	CONSTRUCTION OF TWO-STOREY ADMINISTRATION BLOCK 1-STOREY DORMITORY BLOCK AND ASSOCIATED EXTERNAL WORKS	EFFIAKUMA	INFRASTRUCTURAL IMPROVEMENT FOR SOCIAL SERVICES	M/S AMONU BONSU LTD	LAMDA	10/10/2014	24/02/2016	3,165,847.85	2,428,755.01	737,092.84	GUMPP	85% COMPLETED, EXTERNAL WORKS ON-GOING
16	CONSTRUCTION OF TWO-STOREY COMMERCIAL BLOCK, AUDITORIUM BLOCK AND A SINGLE STOREY UTILITY FACILITY	EFFIAKUMA	INFRASTRUCTURAL IMPROVEMENT FOR SOCIAL SERVICES	M/S MAK PROJECTS LTD	LAMDA	10/10/2014	24/02/2016	3,399,989.45	2,778,522.64	621,466.31	GUMPP	80% COMPLETED, PAINTING ON-GOING
17	SUPPLY AND INSTALLATION OF POLE AND WALL MOUNT STREET NAMES SIGNAGE	TAKORADI	STREET NAMING	M/S JENICES PUBLICITY SERVICES	STMA WORKS DEPT.	10/10/2014	30/5/2016	591,829.10	376,644.68	215,184.42	GUMPP	ON-GOING 75%
18	SUPPLY AND INSTALLATION OF POLE AND WALL MOUNT STREET NAMES SIGNAGE	SEKONDI	STREET NAMING	M/S JENICES PUBLICITY SERVICES	STMA WORKS DEPT.	30/11/2016	30/10/2017	582,863.25	-	583,863.25	GUMPP	CONTRACTOR YET TO TAKE POSSESSION OF SITE
19	PROCUREMENT OF OFFICE EQUIPMENT FOR STMA	SEKONDI	OFFICE INFRASTRUCTURAL IMPROVEMENT	M/S MANJIGO COMPANY LTD	STMA WORKS DEPT.	15/10/2014	30/11/2014	40,310.00	40,310.00	-	GUMPP	SUPPLIED AND IN USE 100%
20	PROCUREMENT OF LAPTOPS COMPUTERS FOR STMA	SEKONDI	OFFICE INFRASTRUCTURAL IMPROVEMENT	M/S DAPAT TECHNOLOGY SERVICE	STMA WORKS DEPT.	15/10/2014	30/11/2014	59,800.00	59,800.00	-	GUMPP	SUPPLIED AND IN USE 100%
21	PROCUREMENT OF OFFICE FURNITURE FOR STMA	SEKONDI	OFFICE INFRASTRUCTURAL IMPROVEMENT	M/S KINGS DECO LTD	STMA WORKS DEPT	15/10/2014	20/12/2014	58,377.00	58,377.00	-	GUMPP	SUPPLIED AND IN USE 100%
22	PROCUREMENT OF BUILDING WORKS (RENOVATION OF GUMPP OFFICE) FOR STMA	SEKONDI	OFFICE INFRASTRUCTURAL IMPROVEMENT	M/S KINGSBYTE COMPANY LTD.	STMA WORKS DEPT.	15/10/2014	20/04/2015	49,904.22	49,904.22	-	GUMPP	COMPLETED AND IN USE 100%
23	PROCUREMENT OF DESK TOP COMPUTERS AND ACCESSORIES FOR STMA	SEKONDI	OFFICE INFRASTRUCTURAL IMPROVEMENT	M/S CANERIES COMPANY LTD	STMA WORKS DEPT.	15/10/2014	30/05/2016	73,645.00	73,645.00	-	GUMPP	SUPPLIED AND IN USE 100%

24	SUPPLY AND INSTALLATION OF 150KVA GENERATOR SET FOR STMA MAIN OFFICE	SEKONDI	TO SUPPORT ELECTRICAL PROBLEMS	M/S ANOINTEED ELECTRIC ALS & ENGINEERING SERVICE	STMA WORKS DEPT.	15/10/2014	30/10/2015	191,904.61	191,904.61	-	GUMPP	SUPPLIED AND IN USE 100%
25	SUPPLY OF ROAD MOTOR CYCLE AND 12 HELMETS FOR STMA	SEKONDI	MONITORING & SUPERVISION OF PROJECTS	M/S MANJIGO COMPANY LIMITED	STMA WORKS DEPT.	15/10/2014	30/10/2015	121,150.00	121,150.00	-	GUMPP	SUPPLIED AND IN USE 100%
26	SUPPLY OF 4NO. DOUBLE CABIN 4 X 4 PICK-UP FOR STMA	SEKONDI	MONITORING & SUPERVISION OF PROJECTS	M/S TOYOTA GHANA COMPANY LTD	STMA WORKS DEPT.	15/10/2014	30/10/2015	632,646.00	632,646.00	-	GUMPP	SUPPLIED AND IN USE 100%
27	CONSTRUCTION OF 12 UNIT CLASSROOM BLOCK STOREY WITH ANCILLARY FACILITIES	PORTER "A" EFFIAKUM A	EDUCATIONAL INFRASTRUCTURAL IMPROVEMENT	M/S C. K. A. VENTURES LIMITED	ARCHITECTURAL SPRING	24-02-2014	31/12/2015	1,012,448.41	1,012,446.40	-	UDG 1	COMPLETED AND HANDED OVER FINALLY 100%
28	CONSTRUCTION OF TEACHERS RESOURCE CENTER	SEKONDI	EDUCATIONAL INFRASTRUCTURAL IMPROVEMENT	M/S ZAFFAS CONSTRUCTION LIMITED	ARCHITECTURAL SPRING	24/2/2014	30/3/2015	1,100,396.83	1,100,396.83	- -	UDG 1	COMPLETED AND HANDED OVER PRACTICALLY 100%
29	UNDERTAKE UPGRADING OF 1.8KM ACCESS ROAD TO THE ABATTOIR SITE	WHINDO	ACCESS ROAD TO THE NEW ABATTOIR SITE	M/S JUSTMOH CONST. LTD	STMA WORKS DEPT	12/06/2013	30/05/2014	1,359,599.28	1,359,599.28	-	UDG 1	COMPLETED AND HANDED OVER AND IN USE 100%
30	CONSTRUCTION OF 3 NO. CULVERTS AT AHANTA ABASA MAMPONG ROAD	AHANTA ABASA	EXPANSION OF ROAD INFRASTRUCTURE	M/S NAMUAKA ROYAL LTD	STMA WORKS DEPT	12/06/2013	30/11/2014	259,294.22	259,294.22	-	UDG 1	COMPLETED AND HANDED OVER AND IN USE 100%
31	EPA & PERMITTING CONSULTANTS FOR EIA/ESMP FOR THE PROJECTS	STMA	ENVIRONMENTAL SAFE GUARD		STMA WORKS DEPT			17,602.89	17,602.89	-	UDG 1	COMPLETED AND HANDED OVER 100%
32	CONSTRUCTION OF 1 NO. 2 STOREY 8 UNIT CLASSROOM BLOCK WITH LIBRARY, OFFICE, STORE ROOM AND TOILET FACILITIES FOR COLLINS AVENUE STMA PRIMARY AND KINDERGATEN	TAKORADI	EDUCATIONAL INFRASTRUCTURAL IMPROVEMENT	M/S JINS COMPANY LTD	STMA WORKS DEPT.	16-05-2014	03/12/2015	545,557.10	545,195.58	-	UDG -2	COMPLETED AND HANDED OVER FINALLY 100%

33	CONSTRUCTION OF LIBRARY COMPLEX (PHASE I)	TAKORADI	EDUCATIONAL INFRASTRUCTURAL IMPROVEMENT	TONALIS (1974) TECHIQUE	STMA WORKS DEPT.	16-05-2014	30/03/2016	1,296,340.61	1,085,320.38	211,210.23	UDG -2	85% SURFACE FINISHING WORKS ON-GOING
34	CONSTRUCTION OF 2 No. FISH SMOKING FACILITY	SEKONDI	INFRASTRUCTURAL IMPROVEMENT FOR FISH MONGERS	M/S IMORANA COMPANY LTD	STMA WORKS DEPT.	12-01-2015	30/03/2016	193,378.51	174,028.77	19,349.72	UDG-2	100% COMPLETED AND HANDED OVER PRACTICALLY
35	COMPLETION OF 1NO. 2STOREY 8-UNIT CLASSROOM BLOCK WITH LIBRARY, OFFICE, STOREROOM AND TOILET FACILITIES AT BOUNDARY ROAD/THIRD STREET STMA PRIMARY AND KINDERGATEN	SEKONDI	EDUCATIONAL INFRASTRUCTURAL IMPROVEMENT	M/S LASALCO LIMITED	STMA WORKS DEPT.	28/07/2016	15/11/2016	280,104.45	249,125.08	30,979.37	UDG-2	100% COMPLETED AND HANDED OVER PRACTICALLY
36	CONSTRUCTION OF 1 NO. 6-UNIT CLASSROOM BLOCK WITH LIBRARY, OFFICE, STOREROOM AND TOILET FACILITIES	SOFOKROM	EDUCATIONAL INFRASTRUCTURAL IMPROVEMENT	OPO-MAX ENTERPRISE	STMA WORKS DEPT.	16-05-2014	16/11/2014	264,625.18	321,767.54	--	UDG -2	COMPLETED AND HANDED OVER FINALLY 100%
37	PROCUREMENT OF 1NO. BACKHOE FOR WASTE MANAGEMENT	SEKONDI	FOR WASTE MANAGEMENT	M/S MANTRAC GHANA LTD	STMA WORKS DEPT	16-05-2014	30/10/2014	270,000.00	270,000.00	-	UDG 2	SUPPLIED AND IN USE 100%
38	CONSULTANCY FOR ENVIRONMENTAL AND SOCIAL SAFEGUARDS FOR SUB PROJECT ON CONSTRUCTION OF FISH SMOKING/PROCESSING FACILITY	SEKONDI			STMA WORKS DEPT		FEB, 2015	20,000.00	20,000.00	-	UDG 2	COMPLETED 100%
39	CONSTRUCTION OF 1NO. 8-UNIT CLASSROOM BLOCK FOR KHAIRIYA ENGLISH/ARABIC PRIMARY SCHOOL	LAGOS TOWN	EDUCATIONAL INFRASTRUCTURAL IMPROVEMENT	M/S ZICON CONSULT LTD	STMA WORKS DEPT.	15/08/15	30/07/16	734,634.43	661,067.46	73,566.97	UD-3	100% PRACTICALLY COMPLETED AND HANDED OVER
40	CONSTRUCTION OF LORRY/TAXI STATION	KOJOKROM	TRANSPORTATION FACILITY	M/S HARLARD INVEST. LTD	STMA WORKS DEPT.	31/5/2016	5/03/2017	703,334.81	394,955.46	308,379.35	UDG-3	65% FENCE WALL AND GROUND WORKS ON-GOING
41	CONSTRUCTION OF YOUTH DEVELOPMENT CENTRE	SEKONDI	SOCIAL SERVICES	M/S JAFFAS CONST. LTD.	ARCHITECTURAL SPRING.	12/07/2016	30/01/2018	2,928,982.60	1,174,381.84	1,754,600.76	UDG-3	45% BLOCK WORKS ON-GOING

42	CONSTRUCTION OF LORRY /TAXI STATION	KOKOMPE-TAKORADI	TRANSPORTATION FACILITY FOR ARTISAN	M/S ZAFFAS CONSTRUCTION LIMITED	STMA WORKS DEPT.	11/2/2015	11/5/2016	1,141,450.00	1,021,885.27	119,564.73	UDG-3	COMPLETED AND PRACTICALLY HANDED OVER 100%
43	ABBREVIATED RESETTLEMENT ACTION PLAN (ARAP) FOR THE CONSTRUCTION OF REDEVELOPMENT OF KOJOKROM LORRY/TAXI STATION		ENVIRONMENTAL SAFEGUARDS	M/S KWABENA KOFOROBOR AGYEMANG			30/04/2015	28,182.32	28,182.32	-	UDG 3	FINAL REPORT SUBMITTED 100%
44	CONSTRUCTION OF TRANSPORT TERMINAL (3NO. TERMINAL LOADING BAY AND GROUND WORKS)	APREMDO	TRANSPORTATION FACILITY	M/S STEPHEN KWAGYAH LIMITED	STMA WORKS DEPT.	18/08/2016	30/04/2017	1,321,680.45	447,140.64	874,539.81	UDG-4	30% CONCRETE WORKS AND DRAINS ON-GOING
45	CONSTRUCTION OF TRANSPORT TERMINAL (2 STOREY OFFICE, STORE AND 16-SEATER W/C AND BATH)	APREMDO	TRANSPORTATION FACILITY	M/S FRESSCON GH. LIMITED	STMA WORKS DEPT.	18/08/2016	30/04/2017	1,205,684.21	680,564.86	525,119.35	UDG-4	55% FIRST FLOOR CONCRETE AND BLOCK WORKS ON-GOING
46	RENOVATION OF 2- UNIT CLASSROOM BLOCK AND KG BLOCK WITH BATH FACILITY FOR KHAIRIYA ENGLISH AND ARABIC SCHOOL	TAKORADI BRUFUM	EDUCATIONAL INFRASTRUCTURAL IMPROVEMENT	M/S ZICON CONSULT LIMITED	STMA WORKS DEPT.	07/11/2015	30/03/2016	49,548.02	44,474.90	5,073.12	IGF	100% COMPLETED AND HANDED OVER PRACTICALLY
47	RENOVATION OF 3- UNIT CLASSROOM BLOCK WITH OFFICE AND STORE FOR KHAIRIYA ENGLISH AND ARABIC SCHOOL	TAKORADI BRUFUM	EDUCATIONAL INFRASTRUCTURAL IMPROVEMENT	M/S DIWALD VENTURES LIMITED	STMA WORKS DEPT.	07/11/2015	30/03/2016	46,959.50	42,094.94	4,864.56	IGF	100% COMPLETED AND HANDED OVER PRACTICALLY
48	CONSTRUCTION OF 3-UNIT CLASSROOM KG BLOCK WITH ANCILLARY FACILITIES AND SEPARATE 6-SEATED ENVIRO-LOO TOILET AT NANA NKETSIA PRIMARY/JHS	ESSIKADO	EDUCATIONAL INFRASTRUCTURAL IMPROVEMENT	M/S AKUBANADAD LIMITED	STMA WORKS DEPT.	20/05/2015	30/12/2015	253,600.00	211,048.36	-	IGF	COMPLETED AND HANDED OVER FINALLY 100%

49	SUPPLY OF PRINTING MATERIALS FOR STMA	SEKONDI	OFFICE IMPROVEMENT	M/S DREAVIAN ENTERPRISE	STMA WORKS DEPT.	06/06/2016	30/12/2016	48,645.00	48,645.00	-	IGF	100% ALL ITEMS SUPPLIED
50	SUPPLY OF VEHICLE BATTERIES FOR STMA	SEKONDI	OFFICE IMPROVEMENT	M/S ONYAMEJAY ENT. & OTHERS	STMA WORKS DEPT.	06/06/2016	30/12/2016	70,723.26	70,723.26	-	IGF	100% ALL ITEMS SUPPLIED
51	SUPPLY OF CHEMICALS FOR STMA	SEKONDI	OFFICE IMPROVEMENT	M/S CANERIES COM. LTD.	STMA WORKS DEPT.	06/06/2016	30/12/2016	37,835.00	37,835.00	-	IGF	100% ALL ITEMS SUPPLIED
52	SUPPLY OF VEHICLE TYRE FOR STMA	SEKONDI	OFFICE IMPROVEMENT	M/S EVAGHS COM. LTD.	STMA WORKS DEPT.	06/06/2016	30/12/2016	137,263.50	137,263.50	-	IGF	100% ALL ITEMS SUPPLIED
53	SUPPLY OF 1 NO. DOUBLE CABIN 4 X 4 PICK UP VEHICLE	STMA, SEKONDI	OFFICE IMPROVEMENT	M/S TOYOTA GH. LTD.	STMA WORKS DEPT.	30/06/2016	30/07/2016	159,448.00	159,448.00	-	IGF	100% SUPPLIED AND IN USE
54	CONSTRUCTION OF W/C AND SHOWER AND SHOWER BLOCK	WHINDO ABATTOIR SITE	INFRASTRUCTURAL IMPROVEMENT FOR THE ABATTOIR SITE	RAB CONCEPT LIMITED	STMA/WORKS DEPT.	1/4/2014	1/7/2014	48,743.77	61,869.49	-10,041.49	IGF	COMPLETED AND HANDED OVER FINALLY 100%
55	MECHANIZATION OF WATER PROJECT	WHINDO ABATTOIR SITE	INFRASTRUCTURAL IMPROVEMENT FOR THE ABATTOIR SITE	EMMANAC COMPANY LIMITED	STMA WORKS DEPT.	1/4/2014	1/7/2014	29,278.00	44,019.11	10666.91	IGF	COMPLETED AND HANDED OVER FINALLY 100%
56	CONSTRUCTION OF SINGEING BLOCK	WHINDO ABATTOIR SITE	INFRASTRUCTURAL IMPROVEMENT FOR THE ABATTOIR SITE	DAMPCO LIMITED	STMA WORKS DEPT.	1/4/2014	1/7/2014	29,863.28	33,132.72	3,269.44	IGF	COMPLETED AND HANDED OVER FINALLY

												100%
57	CONSTRUCTION OF 3-UNIT CLASSROOM KG BLOCK WITH ANCILLARY FACILITIES AND SEPARATE 6-SEATED ENVIRO-LOO TOILET AT NANA NKETSIA PRIMARY/JHS	ESSIKADO	EDUCATIONAL INFRASTRUCTURAL IMPROVEMENT	M/S AKUBANADAD LIMITED	STMA WORKS DEPT.	15/5/2015	20/12/2015	253,600.00	211,048.36	42,551.64	IGF	COMPLETED AND PRACTICALLY HANDED OVER 100%
58	CONSTRUCTION OF SLAUGHTER HOUSE	WHINDO ABATTOIR SITE	INFRASTRUCTURAL IMPROVEMENT FOR THE ABATTOIR SITE	LASALCO LTD	STMA WORKS DEPT.	16/4/2014	30/7/2014	299,159.11	366,326.73	NIL	IGF	COMPLETED AND HANDED OVER FINALLY 100%
59	CONSTRUCTION OF KRAAL	WHINDO ABATTOIR SITE	INFRASTRUCTURAL IMPROVEMENT FOR THE ABATTOIR SITE	M/S KAKSAMA UNIVERSAL LIMITED	STMA WORKS DEPT.	16/4/2014	30/7/2014	89,641.98	112,575.14	NIL	IGF	COMPLETED AND HANDED OVER FINALLY 100%
60	REHABILITATION OF MCD'S BUNGALOW	RIDGE, SEKONDI	RESIDENTIAL IMPROVEMENT FOR STMA	M/S LOPILIALATA GHANA. LTD	STMA WORKS DEPT.	20/04/2013	09/04/2013	80,804.87	80,804.87	NIL	IGF	COMPLETED AND HANDED OVER FINALLY 100%
61	RENOVATION OF PLANNING OFFICERS BUNGALOW	WEST RIDGE, SEKONDI	RESIDENTIAL IMPROVEMENT FOR STMA	M/S BSY COM. LTD.	STMA WORKS DEPT.	30/04/2013	16/04/2013	42,121.30	42,121.30	NIL	IGF	COMPLETED AND HANDED OVER FINALLY 100%
62	CONSTRUCTION OF 1 NO. 2 - STOREY 3 - UNIT CLASSROOM BLOCK FOR EFFIAKUMA M/A ISLAMIC J.H.S,	EFFIAKUMA	EDUCATIONAL INFRASTRUCTURAL IMPROVEMENT	M/S BINMIC COMPANY LIMITED	STMA WORKS DEPT.	10-11-2015	30/06/2016	152,624.57	137,398.11	15,226.45	DACF (MP)	100% COMPLETED AND HANDED OVER PRACTICALLY
63	CONSTRUCTION OF PROPOSED COMMUNITY BASE HEALTH PLANNING AND SERVICE (CHPS) COMPOUND.	ESSIPONG	HEALTH INFRASTRUCTURAL IMPROVEMENT	M/S CYNDROCK CONST. COMP. LTD	STMA WORKS DEPT.	10/11/2015	30/10/2016	452,471.43	293,596.72	158,874.71	DACF	ON-GOING, PAINTING AND EXTERNAL WORKS ON-GOING 80%

64	CONTINUATION AND COMPLETION OF 12 - UNIT CLASSROOM BLOCK WITH ANCILLARY FACILITIES AT DUNWELL METHODIST CHURCH	EFFIAKUM A NEW SITE	EDUCATIONAL INFRASTRUCTURAL IMPROVEMENT	M/S JUBIDU ENTERPRISE LIMITED	STMA WORKS DEPT.	10/11/2015	30 /10 /2016	362,776.86	202,257.82	160,519.04	DACF	ON-GOING, SURFACE FINISHING AND JOINERY ON-GOING 90%
65	CONSTRUCTION OF 3 - STOREY OFFICE COMPLEX FOR EFFIA-K'MINTSIM SUB-METRO MARKET. (GROUND FLOOR ONLY).	APREMDO	EDUCATIONAL INFRASTRUCTURAL IMPROVEMENT	M/S STEPHEN KWAGYAH LIMITED	STMA WORKS DEPT.	10/11/2015	30/ 04 /2017	812,816.92	712,225.53	100,591.39	DACF	COMPLETED AND HANDED OVER PRACTICALLY 100%
66	CONSTRUCTION OF PROPOSED SECURITY POST, RETAINING WALL AND FENCE WALL AT STMA MAIN OFFICE -	SEKONDI.	INFRASTRUCTURAL IMPROVEMENT FOR STMA	M/S DREVIAN ENTERPRISE	STMA WORKS DEPT.	10/11/2015	30/ 06 /2016	105,412.50	105,409.43	-	DACF	COMPLETED AND HANDED OVER FINALLY 100%
67	INSTALLATION OF 3 NO. METAL FUEL TANKS FOR STMA AT DEPOT -	SEKONDI.	INFRASTRUCTURAL IMPROVEMENT FOR STMA	M/S ZAWEST COMPANY LIMITED	STMA WORKS DEPT.	10/11/2015	30/06 /2016	110,049.12	99,044.21	11,004.91	DACF	100% COMPLETED AND HANDED OVER PRACTICALLY
68	COMPLETION OF TAKORADI SUB-METRO OFFICE BLOCK	TAKORADI	INFRASTRUCTURAL IMPROVEMENT FOR STMA	M/S C.A ENT. LIMITED	STMA WORKS DEPT.	27/07/2010	25/11/2011	138,656.67	80,580.73	58,075.94	DACF	CONTRACT TERMINATED , REPACKAGE FOR AWARD 75%
69	CONSTRUCTION OF PROPOSED COMMUNITY BASED HEALTH PLANNING AND SERVICE COMPOUND INCLUDING FURNITURE, FENCE WALL AND GROUND WORKS	APREMDO	HEALTH INFRASTRUCTURAL IMPROVEMENT	M/S TELECOM & PLANNERS CONT. COM. LTD.	STMA WORKS DEPT.	04/07/2016	28/02/2017	705,888.40	171,032.26	534,856.14	DACF	SUB-STRUCTURE WORK COMPLETED. CONCRETE AND BLOCK WORK ON-GOING 40%
70	CONSTRUCTION OF PROPOSED COMMUNITY BASED HEALTH PLANNING AND SERVICE COMPOUND INCLUDING FURNITURE, FENCE WALL AND GROUND WORKS	KOJOKROM	HEALTH INFRASTRUCTURAL IMPROVEMENT	M/S SOGHABIS CO COM. LIMITED	STMA WORKS DEPT.	04/07/2016	28/02/2017	751,856.99	258,551.45	493,305.54	DACF	BLOCK WORK ON-GOING AT GABLE LEVEL. FENCE WALL ON-GOING 55%

71	CONSTRUCTION OF 6 UNIT CLASSROOM BLOCK WITH OFFICE, STORE, STAFF COMMON ROOM, COMPUTER ROOM AND 6 SEATER ENVIRO - LOO TOILET AND 2 BAY URINAL	APREMDO	EDUCATION INFRASTRUCTURAL IMPROVEMENT	M/S CANERIES COMPANY LIMITED	STMA WORKS DEPT.	04/07/2016	28/02/2017	597,803.03	254,867.22	342,935.81	DACF	CONCRETE AND BLOCK WORK ON-GOING 45%
72	CONSTRUCTION OF 6 UNIT CLASSROOM BLOCK WITH OFFICE, STORE, STAFF COMMON ROOM, COMPUTER ROOM AND 6 SEATER ENVIRO - LOO TOILET AND 2 BAY URINAL	KANSAWO RODO	EDUCATION INFRASTRUCTURAL IMPROVEMENT	M/S ANIKO CONST. LIMITED	STMA WORKS DEPT.	04/07/2016	30/09/2017	628,808.14	200,677.78	428,130.36	DACF	CONCRETE AND BLOCK WORK ON-GOING 45%
73	FABRICATION AND SUPPLY OF FURNITURE FOR THREE (3) CHPS COMPOUND FACILITIES	WHINDO, TAKORADI KOKOMPE AND ESSIPONG	HEALTH INFRASTRUCTURAL IMPROVEMENT	M/S JOERICA COM. LTD.	STMA WORKS DEPT.	04/07/2015	28/02/2016	258,019.00	158,810.00	99,209.00	DACF	ALL HOSPITAL EQUIPMENT SUPPLIED. FURNITURE YET TO BE COMPLETED 75%
74	RECONSTRUCTION OF PEDESTRIAN FOOT BRIDGE	EFFIA	INFRASTRUCTURAL IMPROVEMENT	M/S JUSAM METAL WORKS	STMA WORKS DEPT.	18/07/2016	30/10/2016	160,411.44	144,370.30	16,041.15	DACF	100% PRACTICALLY COMPLETED AND HANDED OVER
75	CONSTRUCTION OF PROPOSED FENCE WALL AND ROAD WORKS	SEKONDI, KETAN ROAD CEMETRY	SOCIAL SERVICE	M/S MEMORY AGE VENTURES LTD.	STMA WORKS DEPT.	18/07/2016	30/10/2016	175,830.00	104,650.84	71,179.16	DACF (MPCF) SEKONDI	75% CONCRETE AND BLOCK WORKS ON-GOING. SECURITY POST/ STOREROOM ON-GOING
76	RENOVATION OF 16-SEATER W/C TOILET	FIRST STREET-SEKONDI	SOCIAL SERVICE	M/S DANNYSAR VENTURES	STMA WORKS DEPT.	5/12/2016	10/01/2017	49,076.25	23,478.66	25,599.59	DACF (MPCF) SEKONDI	45% RE-ROOFING COMPLETED
77	STONE PITCHING WORK TO CHECK EROSION AND GROUND WORK FOR CAR PARK	SEKONDI CEMETERY	SOCIAL SERVICE	M/S DOMISAT CONST. WORKS	STMA WORKS DEPT.	5/12/16	10/02/2017	57,123.00	8,568.45	48,554.55	DACF (MPCF) SEKONDI	25% GROUND WORKS ON-GOING

78	LANDSCAPING AND PROVISION OF ORNAMENTAL PLANT AND TREES	SEKONDI CEMETERY	SOCIAL SERVICE	M/S BIGBUILD COM. LTD.	STMA WORKS DEPT.	5/12/2016	10/02/2017	19,750.00	2,962.50	16,787.50	DACF (MPCF) SEKONDI	25% GROUND WORKS ON-GOING
79	CONSTRUCTION OF 20-SEATER W/C TOILET	NTANKOFUL	SOCIAL SERVICE	M/S MAURIVIC COMPANY LIMITED	STMA WORKS DEPT.	02/11/2016	30/04/2017	188,612.89	28,291.93	160,320.96	DACF (MPCF) ESSIKADO	35% SUPER-STRUCTURE, BLOCK WORK AT WINDOW LEVEL
80	CONSTRUCTION OF 10-SEATER W/C TOILET	NEW TAKORADI	SOCIAL SERVICE	M/S EKOW BOISON & SONS CONST./ TRADING LTD.	STMA WORKS DEPT.	02/11/2016	28/02/2017	71,071.35	26,423.55	44,647.80	DACF (MPCF) TAKORADI	100% COMPLETED AND HANDED OVER PRACTICALLY
81	REHABILITATION OF KINDERGARTEN BLOCK AT ST. MONICA'S KINDERGARTEN	ESSIPONG, SEKONDI	EDUCATION INFRASTRUCTURAL IMPROVEMENT	M/S LASALCO LIMITED	STMA WORKS DEPT.	29/5/2015	30/12/2015	221,680.75	195,667.04	26,013.71	GETFUND	COMPLETED AND HANDED OVER PRACTICALLY 100%
82	REHABILITATION OF INCHABAN NKWANTA KINDERGARTEN BLOCK AT INCHABAN -	SEKONDI	EDUCATION INFRASTRUCTURAL IMPROVEMENT	M/S GAAKAD ENTERPRISE	STMA WORKS DEPT.	29/5/2015	20/02/2016	321,801.63	283,802.14	38,999.49	GETFUND	COMPLETED AND HANDED OVER PRACTICALLY 100%
83	REHABILITATION OF KINDERGARTEN BLOCK AT KOJOKROM METHODIST	SEKONDI	EDUCATION INFRASTRUCTURAL IMPROVEMENT	M/S KAKSAMA COMPANY LIMITED	STMA WORKS DEPT.	29/5/2015	15/03/2016	345,435.63	122,789.59	222,646.04	GETFUND	ON-GOING BLOCK WORK AT GABLE LEVEL. 55%
84	REHABILITATION AND COMPLETION OF 2 - STOREY 8 - UNIT CLASSROOM BLOCK WITH ANCILLARY FACILITIES AT ESSIKADO JUNIOR HIGH SCHOOL -	SEKONDI	EDUCATION INFRASTRUCTURAL IMPROVEMENT	M/S LEON'S CONTRACTORS LIMITED	STMA WORKS DEPT.	29/5/2015	20/06/2016	398,563.24	235,356.01	163,202.23	GETFUND	SURFACE FINISHING AND JOINERY ON-GOING 80%
85	REHABILITATION OF 6 - UNIT CLASSROOM BLOCK AT POASI METHODIST JHS	NEW TAKORADI	EDUCATION INFRASTRUCTURAL IMPROVEMENT	M/S HARLAND INVESTMENT LIMITED	STMA WORKS DEPT.	29/5/2015	30/12/2015	246,009.20	223,460.89	22,548.21	GETFUND	COMPLETED AND HANDED OVER PRACTICALLY 100%

86	REHABILITATION OF 2-UNIT CLASSROOM BLOCK, CONSTRUCTION OF KITCHEN AND TOILET FACILITY FOR STMA KINDERGARTEN SCHOOL AT ANAJI -	TAKORADI.	EDUCATION INFRASTRUCTURAL IMPROVEMENT	M/S MAFUSCO COMPANY LIMITED	STMA WORKS DEPT.	29/5/2015	30/12/2015	158,081.00	132,765.14	25,315.86	GETFUND	PROJECT IS PRACTICALLY COMPLETED BUT YET TO HAND OVER 100%
87	REHABILITATION OF 4 - UNIT CLASSROOM BLOCK FOR AME JUNIOR HIGH SCHOOL AT NKONTOMPO	SEKONDI.	EDUCATION INFRASTRUCTURAL IMPROVEMENT	M/S CANARIES COMPANY LIMITED	STMA WORKS DEPT.	29/5/2015	15/02/2016	220,455.38	219,949.13	-	GETFUND	COMPLETED AND HANDED OVER FINALLY 100%
88	CONTINUATION AND COMPLETION OF 6 - UNIT CLASSROOM BLOCK WITH ANCILLARY FACILITIES AND CONSTRUCTION OF 6 SEATER W/C TOILET FACILITIES AT ANAJI ESTATE KEY PRIMARY	ANAJI	EDUCATION INFRASTRUCTURAL IMPROVEMENT	M/S MACHINE CENTER	STMA WORKS DEPT.	29/5/2015	15/02/2016	232,621.13	-	232,621.13	GETFUND	PROJECT IS PRACTICALLY COMPLETED BUT YET TO HAND OVER 98%
89	CONTINUATION AND COMPLETION OF THE FINAL FLOOR OF 2 STOREY WITH BASEMENT FOR ST. PAUL'S CATHOLIC JHS	SEKONDI.	EDUCATION INFRASTRUCTURAL IMPROVEMENT	M/S JUBIDU ENTERPRISE LIMITED	STMA WORKS DEPT.	29/5/2015	15/06/2016	264,496.98	115,682.35	148,814.63	GETFUND	SURFACE FINISHING AND JOINERY ON-GOING 85%
90	CONSTRUCTION OF THREE UNIT CLASSROOM BLOCK WITH OFFICE AND STORE AT REV. APEKLI JUNIOR HIGH SCHOOL		EDUCATION INFRASTRUCTURAL IMPROVEMENT	M/S HARLAND INVESTMENT LIMITED	GETFUND	28/08/15	30/06/2016	270,000.00	131,749.69	138,250.31	GETFUND	ONGOING, BLOCK WORK AT GABLE LEVEL 55%
91	REHABILITATION OF TWO (2) UNIT KG SCHOOL BLOCK WITH OFFICE, STORE AND WC BATH FACILITIES AT REV. CLELAND KG. SCHOOL		EDUCATION INFRASTRUCTURAL IMPROVEMENT	M/S SEKUMBA COMPANY LIMITED	GETFUND	28/08/15	30/06/2016	200,000.00	-	200,000.00	GETFUND	ONGOING
92	CONSTRUCTION OF SIX (6) SEATER TOILET AT SEKONDI COLLEGE IN THE WESTERN REGION	SEKONDI	EDUCATION INFRASTRUCTURAL IMPROVEMENT	M/S ZALIA ABUBAKAR ENT. LTD	GETFUND.	28/08/2015	30/04/2016	95,000.00	-	95,000.00	GETFUND	YET TO START
93	REHABILITATION OF SIX (6) UNIT CLASSROOM BLOCK WITH OFFICE AND STORE AT REV. ST. PETERS CATHOLIC PRIMARY SCHOOL	TAKORADI	EDUCATION INFRASTRUCTURAL IMPROVEMENT	M/S DREAVIAN ENTERPRISE	GETFUND	28/08/2015	30/06/2016	200,000.00	190,000.00	10,000.00	GETFUND	COMPLETED AND HANDED OVER PRACTICALLY 100%

94	CONSTRUCTION OF SIX (6) SEATER TOILET AT HMUN – NAFIE ENGLISH AND ARABIC SCHOOL IN THE WESTERN REGION	TAKORADI	EDUCATION INFRASTRUCTURAL IMPROVEMENT	M/S DREAVIAN ENTERPRISE	GETFUND	28/08/2015	30/04/2016	83,000.00	-	83,000.00	GETFUND	YET TO START
95	CONSTRUCTION OF THREE (3) UNIT CLASSROOM BLOCK WITH OFFICE AND STORE AND THE PROVISION OF TEN (10) SEATER ENVIRO-LOO TOILETS AT MA JUNIOR HIGH SCHOOL	WHINDO	EDUCATION INFRASTRUCTURAL IMPROVEMENT	M/S ASANOC CONSTRUCTION LIMITED	GETFUND	28/08/2015	30/06/2016	350,000.00	-	350,000.00	GETFUND	ON-GOING, BLOCK WORK AT GABLE LEVEL 55%
96	CONSTRUCTION OF THREE (3) STOREY CLASSROOM AND EXAMINATION BLOCK (GSTS) - PH 2	GSTS TAKORADI	EDUCATION INFRASTRUCTURAL IMPROVEMENT	M/S CANERIES LIMITED	GETFUND	28/08/2015	30/06/2016	760,000.00	-	760,000.00	GETFUND	ONGOING
97	THREE (3) UNIT CLASSROOM BLOCK WITH OFFICE AND STORE AT MA JUNIOR HIGH SCHOOL	ADAKOPE	EDUCATION INFRASTRUCTURAL IMPROVEMENT	M/S MACHINE CENTER AND CONSTRUCTION LIMITED	GETFUND	28/08/2015	30/06/2016	256,000.00	-	256,000.00	GETFUND	SUB-STRUCTURE WORKS COMPLETED 35%
98	CONSTRUCTION OF THREE (3) STOREY CLASSROOM AND EXAMINATION BLOCK (PH 1)	GSTS-TAKORADI	EDUCATION INFRASTRUCTURAL IMPROVEMENT	M/S DREAVIAN ENTERPRISE	GETFUND	28/08/2015	30/06/2016	850,000.00	-	850,000.00	GETFUND	ONGOING
99	CONSTRUCTION OF TWO (2) STOREY 12-UNIT CLASSROOM BLOCK WITH ANCILLARY FACILITIES	TTI - TAKORADI	EDUCATION INFRASTRUCTURAL IMPROVEMENT	M/S RISEKAMP LIMITED	STMA WORKS DEPT.	15/06/2016	30/06/2017	1,092,710.50	-	1,092,710.50	GETFUND	AWARDED CONTRACTOR YET TO START WORK
100	CONSTRUCTION OF TWO (2) STOREY 12-UNIT CLASSROOM BLOCK WITH ANCILLARY FACILITIES	TTI - TAKORADI	EDUCATION INFRASTRUCTURAL IMPROVEMENT	M/S CRCEG LIMITED	STMA WORKS DEPT.	15/06/2016	30/06/2017	1,099,687.36	-	1,099,687.36	GETFUND	AWARDED CONTRACTOR YET TO START WORK
101	CONSTRUCTION OF 6 - SEATER TOILET AT ARCHBISHOP PORTER	SEKONDI	EDUCATION INFRASTRUCTURAL IMPROVEMENT	M/S BLACK PEE SERVICES	STMA WORKS. DEPT	28/08/2015	30/03/2016	95,000.00	-	95,000.00	GETFUND	ON-GOING
102	CONSTRUCTION OF 6 - SEATER TOILET AT FIJAI SECONDARY	SEKONDI	EDUCATION INFRASTRUCTURAL IMPROVEMENT	M/S ASHABAM INVEST. LIMITED	STMA WORKS. DEPT	28/08/2015	30/03/2016	95,000.00	-	95,000.00	GETFUND	ON-GOING

103.	CONSTRUCTION OF 6 UNIT CLASSROOM BLOCK WITH OFFICE AND STORE FOR ANAJI M.A BASIC SCHOOL.	TAKORADI	EDUCATION INFRASTRUCTURAL IMPROVEMENT	M/S AFN VENTURES	STMA WORKS. DEPT	06/10/2016	30/04/2017	350,405.87	-	350,405.87	GETFUND	ON-GOING
104.	CONSTRUCTION OF 6-UNIT CLASSROOM BLOCK WITH OFFICE AND STORE FOR LLMIN NAAFIA ISLAMIC PRIMARY 'B' SCHOOL	ASSAKAE	EDUCATION INFRASTRUCTURAL IMPROVEMENT	M/S LASALCO LIMITED	STMA WORKS. DEPT	06/10/2016	30/04/2017	349,777.75	-	349,777.75	GETFUND	AWARDED CONTRACTOR YET TO START WORK
105.	CONSTRUCTION OF 6 UNIT CLASSROOM BLOCK WITH OFFICE AND STORE FOR KETAN CATHLIC PRIMARY SCHOOL	KETAN, SEKONDI	EDUCATION INFRASTRUCTURAL IMPROVEMENT	M/S NAKOPONG LIMITED	STMA WORKS. DEPT	06/10/2016	30/04/2017	348,518.53	-	348,518.53	GETFUND	SUBSTRUCTURE WORKS ON-GOING, FILLING COMPLETED 30%
106.	CONSTRUCTION OF 3-UNIT CLASSROOM BLOCK FOR QUEEN BEATRIX EARLY CHILDHOOD DEV'T CENTRE	NEW TAKORADI	EDUCATION INFRASTRUCTURAL IMPROVEMENT	M/S AKROTECH ENG. & CONST. LTD.	STMA WORKS. DEPT	06/10/2016	30/01/2017	179,800.00	-	179,800.00	GETFUND	AWARDED, CONTRACTOR YET TO START WORK
107.	CONSTRUCTION OF 3-UNIT CLASSROOM BLOCK FOR AHINKOFI KG SCHOOL	AHINKOFI - SEKONDI	EDUCATION INFRASTRUCTURAL IMPROVEMENT	M/S RONDA CONST. LTD.	STMA WORKS. DEPT	06/10/2016	30/01/2017	180,007.19	-	180,007.19	GETFUND	AWARDED, CONTRACTOR YET TO START WORK
108.	CONSTRUCTION OF 3-UNIT CLASSROOM BLOCK FOR ST. FRANCIS STMA KG SCHOOL	EFFIA	EDUCATION INFRASTRUCTURAL IMPROVEMENT	M/S MOSASCO COMPANY LIMITED	STMA WORKS. DEPT	06/10/2016	30/01/2017	179,760.52	-	179,760.52	GETFUND	ON-GOING BLOCK WORK AT WINDOW LEVEL 35%
109.	CONSTRUCTION OF 3-UNIT CLASSROOM BLOCK WITH OFFICE AND STORE FOR STMA JHS	KANSAWO RODO	EDUCATION INFRASTRUCTURAL IMPROVEMENT	M/S MOSASCO COMPANY LIMITED	STMA WORKS. DEPT	06/10/2016	30/01/2017	179,473.27	-	179,473.20	GETFUND	SUBSTRUCTURE WORKS ON-GOING AT FILLING LWVEL 25%
110.	CONSTRUCTION OF 3-UNIT CLASSROOM BLOCK WITH OFFICE AND STORE FOR KETAN CATHOLIC JHS CHOO	KETAN-SEKONDI	EDUCATION INFRASTRUCTURAL IMPROVEMENT	M/S NAKOPONG COM. LTD.	STMA WORKS. DEPT	06/10/2016	30/01/2017	179,520.98	-	179,520.98	GETFUND	SUBSTRUCTURE WORKS ON-GOING, FILLING COMPLETED 30%
111.	REHABILITATION OF 3-UNIT CLASSROOM BLOCK FOR ALL ST. ANGLICAN KG SCHOOL	TAKORADI	EDUCATION INFRASTRUCTURAL IMPROVEMENT	M/S DREAVIAN ENT.	STMA WORKS. DEPT	30/09/2016	31/12/2016	89,944.15	80,766.95	9,177.20	GETFUND	COMPLETED AND HANDED OVER PRACTICALLY 100%

11 2.	REHABILITATION OF 3-UNIT CLASSROOM BLOCK FOR ALL ST. STEPHENS ANGLICAN JHS SCHOOL	ESHIEM	EDUCATION INFRASTRUCTURAL IMPROVEMENT	M/S BIGBUILD COMPANY LIMITED	STMA WORKS. DEPT	30/09/2016	31/12/2016	89,719.58	80,603.28	9,116.30	GETFUND	COMPLETED AND HANDED OVER PRACTICALLY 100%
11 3.	REHABILITATION OF 6-UNITS CLASSROOM BLOCK FOR ST. PETER'S PRIMARY SCHOOL	NEW TAKORADI	EDUCATION INFRASTRUCTURAL IMPROVEMENT	M/S WILKON SHIPPING LIMITED	STMA WORKS. DEPT	30/09/2016	31/01/2017	119,788.02	-	119,788.02	GETFUND	ON-GOING AT ROOFING LEVEL 30%
11 4.	REHABILITATION OF 2NO. 3-UNIT CLASSROOM BLOCK FOR AHINKOFI STMA SCHOOL	AHENKOFI	EDUCATION INFRASTRUCTURAL IMPROVEMENT	M/S LASALCO LIMITED	STMA WORKS. DEPT	30/09/2016	31/01/2017	119,752.78	-	119,752.78	GETFUND	AWARDED CONTRACTOR YET TO START WORK
11 5.	REHABILITATION OF 6-UNIT CLASSROOM BLOCK FOR AMEZION SCHOOL	MPIMTSIN	EDUCATION INFRASTRUCTURAL IMPROVEMENT	M/S HI FIVE FOX LIMITED	STMA WORKS. DEPT	30/09/2016	31/01/2017	119,863.74	-	119,863.74	GETFUND	ON-GOING, CONCRETE WORK ON-GOING 20%
11 6.	REHABILITATION OF 6-UNIT CLASSROOM BLOCK FOR BUTUMAGYEBU STMA PRIMARY SCHOOL	SEKONDI	EDUCATION INFRASTRUCTURAL IMPROVEMENT	M/S LEON'S CONTR. LIMITED	STMA WORKS. DEPT	30/09/2016	31/01/2017	119,800.35	-	119,800.35	GETFUND	AWARDED CONTRACTOR YET TO START WORK
11 7.	REHABILITATION OF 8-UNIT CLASSROOM BLOCK FOR NANA BREMPONG YAW KG/PRIMARY SCHOOL	SEKONDI	EDUCATION INFRASTRUCTURAL IMPROVEMENT	M/S CANERIES COMPANY LIMITED	STMA WORKS. DEPT	30/09/2016	31/01/2017	128,099.29	-	128,099.29	GETFUND	AWARDED CONTRACTOR YET TO START WORK
11 8.	REHABILITATION OF 12-UNIT CLASSROOM BLOCK FOR NANA KOBINAH GYAN PRIMARY SCHOOL	SEKONDI	EDUCATION INFRASTRUCTURAL IMPROVEMENT	M/S CHANBSO N LIMITED	STMA WORKS. DEPT	30/09/2016	31/01/2017	139,798.45	-	139,798.45	GETFUND	AWARDED CONTRACTOR YET TO START WORK
11 9.	REHABILITATION OF 12-UNIT CLASSROOM BLOCK FOR NANA KOBINAH GYAN PRIMARY SCHOOL	SEKONDI	EDUCATION INFRASTRUCTURAL IMPROVEMENT	M/S CHANBSO N LIMITED	STMA WORKS. DEPT	30/09/2016	31/04/2017	139,798.45	-	139,798.45	GETFUND	AWARDED CONTRACTOR YET TO START WORK
12 0.	REHABILITATION OF 2 STOREY 12-UNIT CLASSROOM BLOCK FOR KWEIKUMA MA PRIMARY SCHOOL	KWEIKUMA SEKONDI	EDUCATION INFRASTRUCTURAL IMPROVEMENT	M/S ELIFERT LIMITED	STMA WORKS. DEPT	30/09/2016	31/04/2017	139,822.45	-	139,822.45	GETFUND	ON-GOING, ROOFING COMPLETED 65%
12 1.	REHABILITATION OF 2 STOREY 14-UNIT CLASSROOM BLOCK FOR CRUDADERS MA PRIMARY SCHOOL	TAKORADI	EDUCATION INFRASTRUCTURAL IMPROVEMENT	M/S RONDA CONST. LIMITED	STMA WORKS. DEPT	30/09/2016	31/04/2017	160,005.52	-	160,005.52	GETFUND	PAINTING ON-GOING 95%

12 2.	REHABILITATION OF 2 STOREY 12-UNIT CLASSROOM BLOCK FOR OLD HOSPITAL PRIMARY SCHOOL	SEKONDI	EDUCATION INFRASTRUCTURA L IMPROVEMENT	M/S ELIFERT LIMITED	STMA WORKS. DEPT	30/09/20 16	31/04/20 17	139,822. 45	-	139,822.45	GETFU ND	ON-GOING, FINISHING AND JOINERY WORKS ON- GOING 40%
----------	---	---------	--	---------------------------	------------------------	----------------	----------------	----------------	---	------------	-------------	---

NO	TITLE OF PROGRAMME/PROJECT/INITIATIVE	LOCATION	BRIEF NARRATIVE PURPOSE/OBJECTIVES	EXECUTING FIRM	CONSULTANT	START DATE	ANTICIPATED COMPLETION DATE	CONTRACT SUM GH¢	PAYMENTS TO DATE GH¢	OUTSTANDING PAYMENT GH¢	SOURCE OF FUNDING	REMARKS
1	INTERNAL ROAD CONSTRUCTION WORKS WITH ANCILLARY FACILITIES	WHINDO ABATTOIR SITE	INFRASTRUCTURAL IMPROVEMENT FOR THE ABATTOIR SITE	M/S IMORAN A COMPANY	STMA WORKS DEPT.	12/1/2015	29/07/2015	154,572.60	154,550.00	-	DDF	COMPLETED AND HANDED OVER FINALLY 100%
2	REHABILITATION OF FOUR(4) UNIT CLASSROOM BLOCK FOR HOLY TRINITY ANGLICAN SCHOOL	KOJOKROM	EDUCATIONAL INFRASTRUCTURAL IMPROVEMENT	M/S KAKSAM A UNIVERSAL LIMITED	STMA WORKS DEPT.	7/1/2015	15/7/2015	91,133.61	91,124.65	-	DDF	COMPLETED AND HANDED OVER FINALLY 100%
3	FABRICATION AND SUPPLY OF FURNITURE TO TEACHERS RESOURCE CENTER	SEKONDI	INFRASTRUCTURAL IMPROVEMENT	M/S UNIQUE WOOD & GENERAL WORKS	STMA WORKS DEPT.	15/4/2016	30/9/2016	177,361.50	176,707.50	--	DDF	100% COMPLETED AND HANDED OVER FINALLY
4	SUPPLY AND INSTALLATION OF POLE AND WALL MOUNT STREET NAMING SIGNAGE	EFFIA-K'TSIM SUB METRO TAKORADI	STREET NAMING	M/S KAPIO ENG./CANERIE S COMP. LTD.	STMA WORKS DEPT.	7/6/2016	15/12/2016	625,000.17	171,713.95	453,286.22	DDF	ON-GOING 45% COMPLETED
5.	SUPPLY AND INSTALLATION OF POLE AND WALL MOUNT STREET NAMING SIGNAGE (ZONE D & F)		STREET NAMING	M/S CANERIE S COM. LIMITED	STMA WORKS DEPT.	7/6/2016	15/12/16	498,239.55	74,735.93	423,503.62	DDF	ON-GOING 25% COMPLETED
6.	CONSTRUCTION OF DRAINS AND PROVISION OF ELECTRICITY	T.I AHMADIYA J.H.S-TANOKROM	EDUCATIONAL INFRASTRUCTURAL IMPROVEMENT	M/S GAAKAD ENTERPRISE	STMA WORKS DEPT.	7/1/2015	30/5/2015	49,830.32	49,678.60	--	DDF	COMPLETED AND HANDED OVER FINALLY 100%
7.	REHABILITATION OF TWO (2) STOREY 1No. FOURTEEN(14) UNIT CLASSROOM BLOCK WEST TANOKROM M\A J.H.S-	TANOKROM	EDUCATIONAL INFRASTRUCTURAL IMPROVEMENT	M/S STEPHEN KWAGYAH LIMITED	STMA WORKS DEPT.	7/1/2015	30/9/2015	161,892.45	145,623.44	16,628.56	DDF	PRACTICALLY HANDED OVER 100%
8.	CONTINUATION AND COMPLETION SIX(6) UNIT CLASSROOM BLOCK WITH ANCILLARY FACILITIES SIX(6) SEATER ENVIRONMENTAL TOILET AND TWO(2) BAY URINAL	ADAKOPE	EDUCATIONAL INFRASTRUCTURAL IMPROVEMENT	M/S HAMAKAN COMPANY	STMA WORKS DEPT.	7/1/2015	30/7/2015	150,439.71	134,890.02	--	DDF	COMPLETED AND HANDED OVER PRACTICALLY 100%

9.	FABRICATION AND SUPPLY OF FURNITURE TO TEACHERS RESOURCE CENTER	SEKONDI	INFRASTRUCTURAL IMPROVEMENT	M/S UNIQUE WOOD & GENERAL WORKS	STMA WORKS DEPT.	6/5/2016	30/9/2016	177,361.50	176,707.50	--	DDF	COMPLETED AND HANDED OVER PRACTICALLY 100%
10.	CONSTRUCTION OF DRAINS AT APREMDO MARKET (PHASE 1)	APREMDO	INFRASTRUCTURAL IMPROVEMENT IN THE MARKET	M/S GFMA COMPANY LTD	STMA WORKS DEPT.	13/01/2015	15/04/2015	63,637.50	63,637.50	-	DDF	COMPLETED AND HANDED OVER PRACTICALLY 100%
11.	CONSTRUCTION OF 25 NO. BLOCK OF GARAGES AND A TWO-STOREY SKILLS & TRAINING CENTRE BLOCK	KOKOMPE-TAKORADI	INFRASTRUCTURAL IMPROVEMENT FOR ARTISANS	M/S HYDRONOMICS LIMITED	LAMDA	10/10/2014	24/02/2016	3,454,989.45	3,135,229.06	319,760.39	GUMPP	100% PRACTICALLY COMPLETED, YET TO HAND OVER
12.	CONSTRUCTION OF 5 NO. ADDITIONAL GARAGES	KOKOMPE-TAKORADI	INFRASTRUCTURAL IMPROVEMENT FOR ARTISANS	M/S AMONU BONSU LTD	LAMDA			712,267.88	251,739.03		GUMPP	35% SUBSTRUCTRE AND SUPERSTRUCTURE BLOCK WORKS COMPLETED. FORMWORK AND CASTING OF CONCRETE FOR SERVICE PIT, PLASTERING, FIXING OF WINDOWS AND DOOR FRAMES ONGOING
13	CONSTRUCTION OF KOKOMPE LINK ROAD TO THE TAXI RANK STATION AND PROVISION OF WATER SUPPLY FOR KOKOMPE ENCLAVE	KOKOPE, TAKORADI		M/S JUSTMOTH CONSTRUCTION	LAMDA			1,017,340.98			GUMPP	30% DEMOLISHING OF EXISTING CONCRETE STRUCTURES, EXCAVATION OF UNSUITABLE MATERIALS AS WELL AS PACKING AND COMPACTING OF FILL MATERIALS AND DISPOSAL ONGOING

14.	CONSTRUCTION OF INTERNAL ROADS AND DRAINS, PUBLIC TOILET/SHOWER	KOKOMPE TAKORADI	INFRASTRUCTURAL IMPROVEMENT FOR ARTISANS	M/S JUSTMOH CONSTRUCTION LIMITED	LAMDA	10/10/2014	30/01/2016	3,456,791.12	2,980,188.07	476,603.05	GUMPP	98% PRACTICALLY COMPLETED, YET TO HAND OVER
15.	CONSTRUCTION OF TWO-STOREY ADMINISTRATION BLOCK 1-STOREY DORMITORY BLOCK AND ASSOCIATED EXTERNAL WORKS	EFFIAKUMA	INFRASTRUCTURAL IMPROVEMENT FOR SOCIAL SERVICES	M/S AMONU BONSU LTD	LAMDA	10/10/2014	24/02/2016	3,165,847.85	2,428,755.01	737,092.84	GUMPP	85% COMPLETED, EXTERNAL WORKS ON-GOING
16.	CONSTRUCTION OF TWO-STOREY COMMERCIAL BLOCK, AUDITORIUM BLOCK AND A SINGLE STOREY UTILITY FACILITY	EFFIAKUMA	INFRASTRUCTURAL IMPROVEMENT FOR SOCIAL SERVICES	M/S MAK PROJECT S LTD	LAMDA	10/10/2014	24/02/2016	3,399,989.45	2,778,522.64	621,466.31	GUMPP	80% COMPLETED, PAINTING ON-GOING
17	SUPPLY AND INSTALLATION OF POLE AND WALL MOUNT STREET NAMES SIGNAGE	TAKORADI	STREET NAMING	M/S JENICES PUBLICITY SERVICES	STMA WORKS DEPT.	10/10/2014	30/5/2016	591,829.10	376,644.68	215,184.42	GUMPP	ON-GOING 75%
18	SUPPLY AND INSTALLATION OF POLE AND WALL MOUNT STREET NAMES SIGNAGE	SEKONDI	STREET NAMING	M/S JENICES PUBLICITY SERVICES	STMA WORKS DEPT.	30/11/2016	30/10/2017	582,863.25	-	583,863.25	GUMPP	CONTRACTOR YET TO TAKE POSSESSION OF SITE
19	PROCUREMENT OF OFFICE EQUIPMENT FOR STMA	SEKONDI	OFFICE INFRASTRUCTURAL IMPROVEMENT	M/S MANJIGO COMPANY LTD	STMA WORKS DEPT.	15/10/2014	30/11/2014	40,310.00	40,310.00	-	GUMPP	SUPPLIED AND IN USE 100%
20	PROCUREMENT OF LAPTOPS COMPUTERS FOR STMA	SEKONDI	OFFICE INFRASTRUCTURAL IMPROVEMENT	M/S DAPAT TECHNOLOGY SERVICE	STMA WORKS DEPT.	15/10/2014	30/11/2014	59,800.00	59,800.00	-	GUMPP	SUPPLIED AND IN USE 100%
21	PROCUREMENT OF OFFICE FURNITURE FOR STMA	SEKONDI	OFFICE INFRASTRUCTURAL IMPROVEMENT	M/S KINGS DECO LTD	STMA WORKS DEPT	15/10/2014	20/12/2014	58,377.00	58,377.00	-	GUMPP	SUPPLIED AND IN USE 100%
22	PROCUREMENT OF BUILDING WORKS (RENOVATION OF GUMPP OFFICE) FOR STMA	SEKONDI	OFFICE INFRASTRUCTURAL IMPROVEMENT	M/S KINGSBYTE COMPANY LTD.	STMA WORKS DEPT.	15/10/2014	20/04/2015	49,904.22	49,904.22	-	GUMPP	COMPLETED AND IN USE 100%

23	PROCUREMENT OF DESK TOP COMPUTERS AND ACCESSORIES FOR STMA	SEKONDI	OFFICE INFRASTRUCTURAL IMPROVEMENT	M/S CANERIE S COMPANY LTD	STMA WORKS DEPT.	15/10/2014	30/05/2016	73,645.00	73,645.00	-	GUMPP	SUPPLIED AND IN USE 100%
24	SUPPLY AND INSTALLATION OF 150KVA GENERATOR SET FOR STMA MAIN OFFICE	SEKONDI	TO SUPPORT ELECTRICAL PROBLEMS	M/S ANOINTE D ELECTRICALS & ENGINEERING SERVICE	STMA WORKS DEPT.	15/10/2014	30/10/2015	191,904.61	191,904.61	-	GUMPP	SUPPLIED AND IN USE 100%
25.	SUPPLY OF ROAD MOTOR CYCLE AND 12 HELMETS FOR STMA	SEKONDI	MONITORING & SUPERVISION OF PROJECTS	M/S MANJIGO COMPANY LIMITED	STMA WORKS DEPT.	15/10/2014	30/10/2015	121,150.00	121,150.00	-	GUMPP	SUPPLIED AND IN USE 100%
26	SUPPLY OF 4NO. DOUBLE CABIN 4 X 4 PICK-UP FOR STMA	SEKONDI	MONITORING & SUPERVISION OF PROJECTS	M/S TOYOTA GHANA COMPANY LTD	STMA WORKS DEPT.	15/10/2014	30/10/2015	632,646.00	632,646.00	-	GUMPP	SUPPLIED AND IN USE 100%
27	CONSTRUCTION OF 12 UNIT CLASSROOM BLOCK STOREY WITH ANCILLARY FACILITIES	PORTER "A" EFFIAKUMA	EDUCATIONAL INFRASTRUCTURAL IMPROVEMENT	M/S C. K. A. VENTURES LIMITED	ARCHITECTURAL SPRING	24-02-2014	31/12/2015	1,012,448.41	1,012,446.40	-	UDG 1	COMPLETED AND HANDED OVER FINALLY 100%
28	CONSTRUCTION OF TEACHERS RESOURCE CENTER	SEKONDI	EDUCATIONAL INFRASTRUCTURAL IMPROVEMENT	M/S ZAFFAS CONSTRUCTION LIMITED	ARCHITECTURAL SPRING	24/2/2014	30/3/2015	1,100,396.83	1,100,396.83	- -	UDG 1	COMPLETED AND HANDED OVER PRACTICALLY 100%
29	UNDERTAKE UPGRADING OF 1.8KM ACCESS ROAD TO THE ABATTOIR SITE	WHINDO	ACCESS ROAD TO THE NEW ABATTOIR SITE	M/S JUSTMOH CONST. LTD	STMA WORKS DEPT	12/06/2013	30/05/2014	1,359,599.28	1,359,599.28	-	UDG 1	COMPLETED AND HANDED OVER AND IN USE 100%
30.	CONSTRUCTION OF 3 NO. CULVERTS AT AHANTA ABASA MAMPONG ROAD	AHANTA ABASA	EXPANSION OF ROAD INFRASTRUCTURE	M/S NAMUAK A ROYAL LTD	STMA WORKS DEPT	12/06/2013	30/11/2014	259,294.22	259,294.22	-	UDG 1	COMPLETED AND HANDED OVER AND IN USE 100%
31.	EPA & PERMITTING CONSULTANTS FOR EIA/ESMP FOR THE PROJECTS	STMA	ENVIRONMENTAL SAFE GUARD		STMA WORKS DEPT			17,602.89	17,602.89	-	UDG 1	COMPLETED AND HANDED OVER 100%

32.	CONSTRUCTION OF 1 NO. 2 STOREY 8 UNIT CLASSROOM BLOCK WITH LIBRARY., OFFICE, STORE ROOM AND TOILET FACILITIES FOR COLLINS AVENUE STMA PRIMARY AND KINDERGATEN	TAKORADI	EDUCATIONAL INFRASTRUCTURAL IMPROVEMENT	M/S JINS COMPANY LTD	STMA WORKS DEPT.	16-05-2014	03/12/2015	545,557.10	545,195.58	-	UDG -2	COMPLETED AND HANDED OVER FINALLY 100%
33	CONSTRUCTION OF LIBRARY COMPLEX (PHASE I)	TAKORADI	EDUCATIONAL INFRASTRUCTURAL IMPROVEMENT	TONALIS (1974) TECHNIQUE	STMA WORKS DEPT.	16-05-2014	30/03/2016	1,296,340.61	1,085,320.38	211,210.23	UDG -2	85% SURFACE FINISHING WORKS ON-GOING
34	CONSTRUCTION OF 2 No. FISH SMOKING FACILITY	SEKONDI	INFRASTRUCTURAL IMPROVEMENT FOR FISH MONGERS	M/S IMORAN A COMPANY LTD	STMA WORKS DEPT.	12-01-2015	30/03/2016	193,378.51	174,028.77	19,349.72	UDG-2	100% COMPLETED AND HANDED OVER PRACTICALLY
35	COMPLETION OF 1NO. 2STOREY 8-UNIT CLASSROOM BLOCK WITH LIBRARY, OFFICE, STOREROOM AND TOILET FACILITIES AT BOUNDARY ROAD/THIRD STREET STMA PRIMARY AND KINDERGATEN	SEKONDI	EDUCATIONAL INFRASTRUCTURAL IMPROVEMENT	M/S LASALCO LIMITED	STMA WORKS DEPT.	28/07/2016	15/11/2016	280,104.45	249,125.08	30,979.37	UDG-2	100% COMPLETED AND HANDED OVER PRACTICALLY
36	CONSTRUCTION OF 1 NO. 6-UNIT CLASSROOM BLOCK WITH LIBRARY, OFFICE, STOREROOM AND TOILET FACILITIES	SOFOKROM	EDUCATIONAL INFRASTRUCTURAL IMPROVEMENT	OPO-MAX ENTERPRISE	STMA WORKS DEPT.	16-05-2014	16/11/2014	264,625.18	321,767.54	--	UDG -2	COMPLETED AND HANDED OVER FINALLY 100%
37	PROCUREMENT OF 1NO. BACKHOE FOR WASTE MANAGEMENT	SEKONDI	FOR WASTE MANAGEMENT	M/S MANTRAC GHANA LTD	STMA WORKS DEPT	16-05-2014	30/10/2014	270,000.00	270,000.00	-	UDG 2	SUPPLIED AND IN USE 100%
38.	CONSULTANCY FOR ENVIRONMENTAL AND SOCIAL SAFEGUARDS FOR SUB PROJECT ON CONSTRUCTION OF FISH SMOKING/PROCESSING FACILITY	SEKONDI			STMA WORKS DEPT		FEB, 2015	20,000.00	20,000.00	-	UDG 2	COMPLETED 100%
39.	CONSTRUCTION OF 1NO. 8- UNIT CLASSROOM BLOCK FOR KHAIIRIYA ENGLISH/ARABIC PRIMARY SCHOOL	LAGOS TOWN	EDUCATIONAL INFRASTRUCTURAL IMPROVEMENT	M/S ZICON CONSULT LTD	STMA WORKS DEPT.	15/08/15	30/07/16	734,634.43	661,067.46	73,566.97	UD-3	100% PRACTICALLY COMPLETED AND HANDED OVER

40	CONSTRUCTION OF LORRY/TAXI STATION	KOJOKROM	TRANSPORTATION FACILITY	M/S HARLARD INVEST. LTD	STMA WORKS DEPT.	31/5/2016	5/03/2017	703,334.81	394,955.46	308,379.35	UDG-3	65% FENCE WALL AND GROUND WORKS ON-GOING
41	CONSTRUCTION OF YOUTH DEVELOPMENT CENTRE	SEKONDI	SOCIAL SERVICES	M/S JAFFAS CONST. LTD.	ARCHITECTURAL SPRING.	12/07/2016	30/01/2018	2,928,982.60	1,174,381.84	1,754,600.76	UDG-3	45% BLOCK WORKS ON-GOING
42.	CONSTRUCTION OF LORRY /TAXI STATION	KOKOMPE-TAKORADI	TRANSPORTATION FACILITY FOR ARTISAN	M/S ZAFFAS CONSTRUCTION LIMITED	STMA WORKS DEPT.	11/2/2015	11/5/2016	1,141,450.00	1,021,885.27	119,564.73	UDG-3	COMPLETED AND PRACTICALLY HANDED OVER 100%
43.	ABBREVIATED RESETTLEMENT ACTION PLAN (ARAP) FOR THE CONSTRUCTION OF REDEVELOPMENT OF KOJOKROM LORRY/TAXI STATION		ENVIRONMENTAL SAFEGUARDS	M/S KWABENA KOFORBOUR AGYEMANG			30/04/2015	28,182.32	28,182.32	-	UDG 3	FINAL REPORT SUBMITTED 100%
44.	CONSTRUCTION OF TRANSPORT TERMINAL (3NO. TERMINAL LOADING BAY AND GROUND WORKS)	APREMDO	TRANSPORTATION FACILITY	M/S STEPHEN KWAGYAH LIMITED	STMA WORKS DEPT.	18/08/2016	30/04/2017	1,321,680.45	447,140.64	874,539.81	UDG-4	30% CONCRETE WORKS AND DRAINS ON-GOING
45	CONSTRUCTION OF TRANSPORT TERMINAL (2 STOREY OFFICE, STORE AND 16-SEATER W/C AND BATH)	APREMDO	TRANSPORTATION FACILITY	M/S FRESSCO N GH. LIMITED	STMA WORKS DEPT.	18/08/2016	30/04/2017	1,205,684.21	680,564.86	525,119.35	UDG-4	55% FIRST FLOOR CONCRETE AND BLOCK WORKS ON-GOING
46	RENOVATION OF 2- UNIT CLASSROOM BLOCK AND KG BLOCK WITH BATH FACILITY FOR KHAIRIYA ENGLISH AND ARABIC SCHOOL	TAKORADI BRUFUM	EDUCATIONAL INFRASTRUCTURAL IMPROVEMENT	M/S ZICON CONSULT LIMITED	STMA WORKS DEPT.	07/11 /2015	30/03/2016	49,548.02	44,474.90	5,073.12	IGF	100% COMPLETED AND HANDED OVER PRACTICALLY
47.	RENOVATION OF 3- UNIT CLASSROOM BLOCK WITH OFFICE AND STORE FOR KHAIRIYA ENGLISH AND ARABIC SCHOOL	TAKORADI BRUFUM	EDUCATIONAL INFRASTRUCTURAL IMPROVEMENT	M/S DIWALD VENTURES LIMITED	STMA WORKS DEPT.	07/11 /2015	30/03/2016	46,959.50	42,094.94	4,864.56	IGF	100% COMPLETED AND HANDED OVER PRACTICALLY

48.	CONSTRUCTION OF 3-UNIT CLASSROOM KG BLOCK WITH ANCILLARY FACILITIES AND SEPARATE 6-SEATED ENVIRO-LOO TOILET AT NANA NKETSIA PRIMARY/JHS	ESSIKADO	EDUCATIONAL INFRASTRUCTURAL IMPROVEMENT	M/S AKUBAN ADAD LIMITED	STMA WORKS DEPT.	20/05/2015	30/12/2015	253,600.00	211,048.36	-	IGF	COMPLETED AND HANDED OVER FINALLY 100%
49.	SUPPLY OF PRINTING MATERIALS FOR STMA	SEKONDI	OFFICE IMPROVEMENT	M/S DREAVIAN ENTERPRISE	STMA WORKS DEPT.	06/06/2016	30/12/2016	48,645.00	48,645.00	-	IGF	100% ALL ITEMS SUPPLIED
50.	SUPPLY OF VEHICLE BATTERIES FOR STMA	SEKONDI	OFFICE IMPROVEMENT	M/S ONYAME JAY ENT. & OTHERS	STMA WORKS DEPT.	06/06/2016	30/12/2016	70,723.26	70,723.26	-	IGF	100% ALL ITEMS SUPPLIED
51.	SUPPLY OF CHEMICALS FOR STMA	SEKONDI	OFFICE IMPROVEMENT	M/S CANERIE S COM. LTD.	STMA WORKS DEPT.	06/06/2016	30/12/2016	37,835.00	37,835.00	-	IGF	100% ALL ITEMS SUPPLIED
52.	SUPPLY OF VEHICLE TYRE FOR STMA	SEKONDI	OFFICE IMPROVEMENT	M/S EVAGHS COM. LTD.	STMA WORKS DEPT.	06/06/2016	30/12/2016	137,263.50	137,263.50	-	IGF	100% ALL ITEMS SUPPLIED
53.	SUPPLY OF 1 NO. DOUBLE CABIN 4 X 4 PICK UP VEHICLE	STMA, SEKONDI	OFFICE IMPROVEMENT	M/S TOYOTA GH. LTD.	STMA WORKS DEPT.	30/06/2016	30/07/2016	159,448.00	159,448.00	-	IGF	100% SUPPLIED AND IN USE
54.	CONSTRUCTION OF W/C AND SHOWER AND SHOWER BLOCK	WHINDO ABATTOIR SITE	INFRASTRUCTURAL IMPROVEMENT FOR THE ABATTOIR SITE	RAB CONCEPT LIMITED	STMA/WORKS DEPT.	1/4/2014	1/7/2014	48,743.77	61,869.49	-10,041.49	IGF	COMPLETED AND HANDED OVER FINALLY 100%
55.	MECHANIZATION OF WATER PROJECT	WHINDO ABATTOIR SITE	INFRASTRUCTURAL IMPROVEMENT FOR THE ABATTOIR SITE	EMMANAC COMPANY LIMITED	STMA WORKS DEPT.	1/4/2014	1/7/2014	29,278.00	44,019.11	10666.91	IGF	COMPLETED AND HANDED OVER FINALLY 100%
56.	CONSTRUCTION OF SINGEING BLOCK	WHINDO ABATTOIR SITE	INFRASTRUCTURAL IMPROVEMENT FOR THE ABATTOIR SITE	DAMPCO LIMITED	STMA WORKS DEPT.	1/4/2014	1/7/2014	29,863.28	33,132.72	3,269.44	IGF	COMPLETED AND HANDED OVER FINALLY 100%

57	CONSTRUCTION OF 3-UNIT CLASSROOM KG BLOCK WITH ANCILLARY FACILITIES AND SEPARATE 6-SEATED ENVIRO-LOO TOILET AT NANA NKETSIA PRIMARY/JHS	ESSIKADO	EDUCATIONAL INFRASTRUCTURAL IMPROVEMENT	M/S AKUBAN ADAD LIMITED	STMA WORKS DEPT.	15/5/2015	20/12/2015	253,600.00	211,048.36	42,551.64	IGF	COMPLETED AND PRACTICALLY HANDED OVER 100%
58	CONSTRUCTION OF SLAUGHTER HOUSE	WHINDO ABATTOIR SITE	INFRASTRUCTURAL IMPROVEMENT FOR THE ABATTOIR SITE	LASALCO LTD	STMA WORKS DEPT.	16/4/2014	30/7/2014	299,159.11	366,326.73	NIL	IGF	COMPLETED AND HANDED OVER FINALLY 100%
59	CONSTRUCTION OF KRAAL	WHINDO ABATTOIR SITE	INFRASTRUCTURAL IMPROVEMENT FOR THE ABATTOIR SITE	M/S KAKSAM A UNIVERSAL LIMITED	STMA WORKS DEPT.	16/4/2014	30/7/2014	89,641.98	112,575.14	NIL	IGF	COMPLETED AND HANDED OVER FINALLY 100%
60	REHABILITATION OF MCD'S BUNGALOW	RIDGE, SEKONDI	RESIDENTIAL IMPROVEMENT FOR STMA	M/S LOPILIA ALATA GHANA. LTD	STMA WORKS DEPT.	20/04/2013	09/04/2013	80,804.87	80,804.87	NIL	IGF	COMPLETED AND HANDED OVER FINALLY 100%
61	RENOVATION OF PLANNING OFFICERS BUNGALOW	WEST RIDGE, SEKONDI	RESIDENTIAL IMPROVEMENT FOR STMA	M/S BSY COM. LTD.	STMA WORKS DEPT.	30/04/2013	16/04/2013	42,121.30	42,121.30	NIL	IGF	COMPLETED AND HANDED OVER FINALLY 100%
62.	CONSTRUCTION OF 1 NO. 2 - STOREY 3 - UNIT CLASSROOM BLOCK FOR EFFIAKUMA M/A ISLAMIC J.H.S,	EFFIAKUMA	EDUCATIONAL INFRASTRUCTURAL IMPROVEMENT	M/S BINMIC COMPANY LIMITED	STMA WORKS DEPT.	10-11-2015	30/06 /2016	152,624.57	137,398.11	15,226.45	DACF (MP)	100% COMPLETED AND HANDED OVER PRACTICALLY
63.	CONSTRUCTION OF PROPOSED COMMUNITY BASE HEALTH PLANNING AND SERVICE (CHPS) COMPOUND.	ESSIPONG	HEALTH INFRASTRUCTURAL IMPROVEMENT	M/S CYNDROCK CONST. COMP. LTD	STMA WORKS DEPT.	10/11/2015	30/ 10/2016	452,471.43	293,596.72	158,874.71	DACF	ON-GOING , PAINTING AND EXTERNAL WORKS ON-GOING 80%
64.	CONTINUATION AND COMPLETION OF 12 - UNIT CLASSROOM BLOCK WITH ANCILLARY FACILITIES AT DUNWELL METHODIST CHURCH	EFFIAKUMA NEW SITE	EDUCATIONAL INFRASTRUCTURAL IMPROVEMENT	M/S JUBIDU ENTERPRISE LIMITED	STMA WORKS DEPT.	10/11/2015	30 /10 /2016	362,776.86	202,257.82	160,519.04	DACF	ON-GOING, SURFACE FINISHING AND JOINERY ON-GOING 90%

65.	CONSTRUCTION OF 3 – STOREY OFFICE COMPLEX FOR EFFIA-K’MINTSIM SUB-METRO MARKET. (GROUND FLOOR ONLY).	APREMDO	EDUCATIONAL INFRASTRUCTURAL IMPROVEMENT	M/S STEPHEN KWAGYAH LIMITED	STMA WORKS DEPT.	10/11/2015	30/04/2017	812,816.92	712,225.53	100,591.39	DACF	COMPLETED AND HANDED OVER PRACTICALLY 100%
66.	CONSTRUCTION OF PROPOSED SECURITY POST, RETAINING WALL AND FENCE WALL AT STMA MAIN OFFICE –	SEKONDI.	INFRASTRUCTURAL IMPROVEMENT FOR STMA	M/S DREVIAN ENTERPRISE	STMA WORKS DEPT.	10/11/2015	30/06/2016	105,412.50	105,409.43	–	DACF	COMPLETED AND HANDED OVER FINALLY 100%
67.	INSTALLATION OF 3 NO. METAL FUEL TANKS FOR STMA AT DEPOT –	SEKONDI.	INFRASTRUCTURAL IMPROVEMENT FOR STMA	M/S ZAWEST COMPANY LIMITED	STMA WORKS DEPT.	10/11/2015	30/06/2016	110,049.12	99,044.21	11,004.91	DACF	100% COMPLETED AND HANDED OVER PRACTICALLY
68.	COMPLETION OF TAKORADI SUB-METRO OFFICE BLOCK	TAKORADI	INFRASTRUCTURAL IMPROVEMENT FOR STMA	M/S C.A ENT. LIMITED	STMA WORKS DEPT.	27/07/2010	25/11/2011	138,656.67	80,580.73	58,075.94	DACF	CONTRACT TERMINATED, REPACKAGE FOR AWARD 75%
69.	CONSTRUCTION OF PROPOSED COMMUNITY BASED HEALTH PLANNING AND SERVICE COMPOUND INCLUDING FURNITURE, FENCE WALL AND GROUND WORKS	APREMDO	HEALTH INFRASTRUCTURAL IMPROVEMENT	M/S TELECOM & PLANNERS CONSULTANTS LTD.	STMA WORKS DEPT.	04/07/2016	28/02/2017	705,888.40	171,032.26	534,856.14	DACF	SUB-STRUCTURE WORK COMPLETED. CONCRETE AND BLOCK WORK ON-GOING 40%
70.	CONSTRUCTION OF PROPOSED COMMUNITY BASED HEALTH PLANNING AND SERVICE COMPOUND INCLUDING FURNITURE, FENCE WALL AND GROUND WORKS	KOJOKROM	HEALTH INFRASTRUCTURAL IMPROVEMENT	M/S SOGHABI CONSULTANTS LIMITED	STMA WORKS DEPT.	04/07/2016	28/02/2017	751,856.99	258,551.45	493,305.54	DACF	BLOCK WORK ON-GOING AT GABLE LEVEL. FENCE WALL ON-GOING 55%
71.	CONSTRUCTION OF 6 UNIT CLASSROOM BLOCK WITH OFFICE, STORE, STAFF COMMON ROOM, COMPUTER ROOM AND 6 SEATER ENVIRO – LOO TOILET AND 2 BAY URINAL	APREMDO	EDUCATION INFRASTRUCTURAL IMPROVEMENT	M/S CANERIES COMPANY LIMITED	STMA WORKS DEPT.	04/07/2016	28/02/2017	597,803.03	254,867.22	342,935.81	DACF	CONCRETE AND BLOCK WORK ON-GOING 45%

72.	CONSTRUCTION OF 6 UNIT CLASSROOM BLOCK WITH OFFICE, STORE, STAFF COMMON ROOM, COMPUTER ROOM AND 6 SEATER ENVIRO - LOO TOILET AND 2 BAY URINAL	KANSAWOR ODO	EDUCATION INFRASTRUCTURAL IMPROVEMENT	M/S ANIKO CONST. LIMITED	STMA WORKS DEPT.	04/07/2016	30/09/2017	628,808.14	200,677.78	428,130.36	DACF	CONCRETE AND BLOCK WORK ON-GOING 45%
73.	FABRICATION AND SUPPLY OF FURNITURE FOR THREE (3) CHPS COMPOUND FACILITIES	WHINDO, TAKORADI KOKOMPE AND ESSIPONG	HEALTH INFRASTRUCTURAL IMPROVEMENT	M/S JOERICA COM. LTD.	STMA WORKS DEPT.	04/07/2015	28/02/2016	258,019.00	158,810.00	99,209.00	DACF	ALL HOSPITAL EQUIPMENT SUPPLIED. FURNITURE YET TO BE COMPLETED 75%
74.	RECONSTRUCTION OF PEDESTRIAN FOOT BRIDGE	EFFIA	INFRASTRUCTURAL IMPROVEMENT	M/S JUSAM METAL WORKS	STMA WORKS DEPT.	18/07/2016	30/10/2016	160,411.44	144,370.30	16,041.15	DACF	100% PRACTICALLY COMPLETED AND HANDED OVER
75.	CONSTRUCTION OF PROPOSED FENCE WALL AND ROAD WORKS	SEKONDI, KETAN ROAD CEMETRY	SOCIAL SERVICE	M/S MEMORY AGE VENTURES LTD.	STMA WORKS DEPT.	18/07/2016	30/10/2016	175,830.00	104,650.84	71,179.16	DACF (MPCF) SEKONDI	75% CONCRETE AND BLOCK WORKS ON-GOING. SECURITY POST/ STOREROOM ON-GOING
76.	RENOVATION OF 16-SEATER W/C TOILET	FIRST STREET-SEKONDI	SOCIAL SERVICE	M/S DANNYS AR VENTURES	STMA WORKS DEPT.	5/12/2016	10/01/2017	49,076.25	23,478.66	25,599.59	DACF (MPCF) SEKONDI	45% RE-ROOFING COMPLETED
77.	STONE PITCHING WORK TO CHECK EROSION AND GROUND WORK FOR CAR PARK	SEKONDI CEMETERY	SOCIAL SERVICE	M/S DOMISAT CONST. WORKS	STMA WORKS DEPT.	5/12/16	10/02/2017	57,123.00	8,568.45	48,554.55	DACF (MPCF) SEKONDI	25% GROUND WORKS ON-GOING
78.	LANDSCAPING AND PROVISION OF ORNAMENTAL PLANT AND TREES	SEKONDI CEMETERY	SOCIAL SERVICE	M/S BIGBUILD COM. LTD.	STMA WORKS DEPT.	5/12/2016	10/02/2017	19,750.00	2,962.50	16,787.50	DACF (MPCF) SEKONDI	25% GROUND WORKS ON-GOING
79.	CONSTRUCTION OF 20-SEATER W/C TOILET	NTANKOFUL	SOCIAL SERVICE	M/S MAURIVIC COMPANY LIMITED	STMA WORKS DEPT.	02/11/2016	30/04/2017	188,612.89	28,291.93	160,320.96	DACF (MPCF) ESSIKADO	35% SUPER-STRUCTURE, BLOCK WORK AT WINDOW LEVEL

80.	CONSTRUCTION OF 10-SEATER W/C TOILET	NEW TAKORADI	SOCIAL SERVICE	M/S EKOW BOISON & SONS CONST./ TRADING LTD.	STMA WORKS DEPT.	02/11/2016	28/02/2017	71,071.35	26,423.55	44,647.80	DACF (MPCF) TAKORADI	100% COMPLETED AND HANDED OVER PRACTICALLY
81.	REHABILITATION OF KINDERGARTEN BLOCK AT ST. MONICA'S KINDERGARTEN	ESSIPONG, SEKONDI	EDUCATION INFRASTRUCTURAL IMPROVEMENT	M/S LASALCO LIMITED	STMA WORKS DEPT.	29/5/2015	30/12/2015	221,680.75	195,667.04	26,013.71	GETFUND	100% COMPLETED AND HANDED OVER PRACTICALLY
82.	REHABILITATION OF INCHABAN NKWANTA KINDERGARTEN BLOCK AT INCHABAN -	SEKONDI	EDUCATION INFRASTRUCTURAL IMPROVEMENT	M/S GAAKAD ENTERPRISE	STMA WORKS DEPT.	29/5/2015	20/02/2016	321,801.63	283,802.14	38,999.49	GETFUND	100% COMPLETED AND HANDED OVER PRACTICALLY
83.	REHABILITATION OF KINDERGARTEN BLOCK AT KOJOKROM METHODIST	SEKONDI	EDUCATION INFRASTRUCTURAL IMPROVEMENT	M/S KAKSAM A COMPANY LIMITED	STMA WORKS DEPT.	29/5/2015	15/03/2016	345,435.63	122,789.59	222,646.04	GETFUND	ON-GOING BLOCK WORK AT GABLE LEVEL. 55%
84.	REHABILITATION AND COMPLETION OF 2 - STOREY 8 - UNIT CLASSROOM BLOCK WITH ANCILLARY FACILITIES AT ESSIKADO JUNIOR HIGH SCHOOL -	SEKONDI	EDUCATION INFRASTRUCTURAL IMPROVEMENT	M/S LEON'S CONTRACTORS LIMITED	STMA WORKS DEPT.	29/5/2015	20/06/2016	398,563.24	235,356.01	163,202.23	GETFUND	SURFACE FINISHING AND JOINERY ON-GOING 80%
85.	REHABILITATION OF 6 - UNIT CLASSROOM BLOCK AT POASI METHODIST JHS	NEW TAKORADI	EDUCATION INFRASTRUCTURAL IMPROVEMENT	M/S HARLAND INVESTMENT LIMITED	STMA WORKS DEPT.	29/5/2015	30/12/2015	246,009.20	223,460.89	22,548.21	GETFUND	100% COMPLETED AND HANDED OVER PRACTICALLY
86.	REHABILITATION OF 2-UNIT CLASSROOM BLOCK, CONSTRUCTION OF KITCHEN AND TOILET FACILITY FOR STMA KINDERGARTEN SCHOOL AT ANAJI -	TAKORADI.	EDUCATION INFRASTRUCTURAL IMPROVEMENT	M/S MAFUSCO COMPANY LIMITED	STMA WORKS DEPT.	29/5/2015	30/12/2015	158,081.00	132,765.14	25,315.86	GETFUND	PROJECT IS PRACTICALLY COMPLETED BUT YET TO HAND OVER 100%

87.	REHABILITATION OF 4 – UNIT CLASSROOM BLOCK FOR AME JUNIOR HIGH SCHOOL AT NKONTOMPO	SEKONDI.	EDUCATION INFRASTRUCTURAL IMPROVEMENT	M/S CANARIE S COMPANY LIMITED	STMA WORKS DEPT.	29/5/2015	15/ 02/2016	220,455.38	219,949.13	-	GETFUND	COMPLETED AND HANDED OVER FINALLY 100%
88.	CONTINUATION AND COMPLETION OF 6 – UNIT CLASSROOM BLOCK WITH ANCILLARY FACILITIES AND CONSTRUCTION OF 6 SEATER W/C TOILET FACILITIES AT ANAJI ESTATE KEY PRIMARY	ANAJI	EDUCATION INFRASTRUCTURAL IMPROVEMENT	M/S MACHIN E CENTER	STMA WORKS DEPT.	29/5/2015	15/02/ 2016	232,621.13	-	232,621.13	GETFUND	PROJECT IS PRACTICALLY COMPLETED BUT YET TO HAND OVER 98%
89.	CONTINUATION AND COMPLETION OF THE FINAL FLOOR OF 2 STOREY WITH BASEMENT FOR ST. PAUL'S CATHOLIC JHS	SEKONDI.	EDUCATION INFRASTRUCTURAL IMPROVEMENT	M/S JUBIDU ENTERP RISE LIMITED	STMA WORKS DEPT.	29/5/2015	15 /06/ 2016	264,496.98	115,682.35	148,814.63	GETFUND	SURFACE FINISHING AND JOINERY ON-GOING 85%
90.	CONSTRUCTION OF THREE UNIT CLASSROOM BLOCK WITH OFFICE AND STORE AT REV. APEKLI JUNIOR HIGH SCHOOL		EDUCATION INFRASTRUCTURAL IMPROVEMENT	M/S HARLAN D INVESTMENT LIMITED	GETFUND	28/08/15	30 /06/ 2016	270,000.00	131,749.69	138,250.31	GETFUND	ONGOING, BLOCK WORK AT GABLE LEVEL 55%
91.	REHABILITATION OF TWO (2) UNIT KG SCHOOL BLOCK WITH OFFICE, STORE AND WC BATH FACILITIES AT REV. CLELAND KG. SCHOOL		EDUCATION INFRASTRUCTURAL IMPROVEMENT	M/S SEKUMBA COMPANY LIMITED	GETFUND	28/08/15	30/ 06 /2016	200,000.00	-	200,000.00	GETFUND	ONGOING
92.	CONSTRUCTION OF SIX (6) SEATER TOILET AT SEKONDI COLLEGE IN THE WESTERN REGION	SEKONDI	EDUCATION INFRASTRUCTURAL IMPROVEMENT	M/S ZALIA ABUBAKAR ENT. LTD	GETFUND.	28/08/2015	30/ 04/ 2016	95,000.00	-	95,000.00	GETFUND	YET TO START
93.	REHABILITATION OF SIX (6) UNIT CLASSROOM BLOCK WITH OFFICE AND STORE AT REV. ST. PETERS CATHOLIC PRIMARY SCHOOL	TAKORADI	EDUCATION INFRASTRUCTURAL IMPROVEMENT	M/S DREAVIAN ENTERP RISE	GETFUND	28/08/2015	30/ 06/2016	200,000.00	190,000.00	10,000.00	GETFUND	COMPLETED AND HANDED OVER PRACTICALLY 100%
94.	CONSTRUCTION OF SIX (6) SEATER TOILET AT HMUN – NAFIE ENGLISH AND ARABIC SCHOOL IN THE WESTERN REGION	TAKORADI	EDUCATION INFRASTRUCTURAL IMPROVEMENT	M/S DREAVIAN ENTERP RISE	GETFUND	28/08/2015	30/04/ 2016	83,000.00	-	83,000.00	GETFUND	YET TO START

95.	CONSTRUCTION OF THREE (3) UNIT CLASSROOM BLOCK WITH OFFICE AND STORE AND THE PROVISION OF TEN (10) SEATER ENVIRO-LOO TOILETS AT MA JUNIOR HIGH SCHOOL	WHINDO	EDUCATION INFRASTRUCTURAL IMPROVEMENT	M/S ASANOC CONSTRUCTION LIMITED	GETFUND	28/08/2015	30/06/2016	350,000.00	-	350,000.00	GETFUND	ON-GOING, BLOCK WORK AT GABLE LEVEL 55%
96.	CONSTRUCTION OF THREE (3) STOREY CLASSROOM AND EXAMINATION BLOCK (GSTS) - PH 2	GSTS TAKORADI	EDUCATION INFRASTRUCTURAL IMPROVEMENT	M/S CANERIE S LIMITED	GETFUND	28/08/2015	30 /06/ 2016	760,000.00	-	760,000.00	GETFUND	ONGOING
97.	THREE (3) UNIT CLASSROOM BLOCK WITH OFFICE AND STORE AT MA JUNIOR HIGH SCHOOL	ADAKOPE	EDUCATION INFRASTRUCTURAL IMPROVEMENT	M/S MACHINE CENTER AND CONSTRUCTION LIMITED	GETFUND	28/08/2015	30/06/2016	256,000.00	-	256,000.00	GETFUND	SUB-STRUCTURE WORKS COMPLETED 35%
98.	CONSTRUCTION OF THREE (3) STOREY CLASSROOM AND EXAMINATION BLOCK (PH 1)	GSTS-TAKORADI	EDUCATION INFRASTRUCTURAL IMPROVEMENT	M/S DREAVIAN ENTERPRISE	GETFUND	28/08/2015	30/ 06/ 2016	850,000.00	-	850,000.00	GETFUND	ONGOING
99.	CONSTRUCTION OF TWO (2) STOREY 12-UNIT CLASSROOM BLOCK WITH ANCILLARY FACILITIES	TTI - TAKORADI	EDUCATION INFRASTRUCTURAL IMPROVEMENT	M/S RISEKAMP LIMITED	STMA WORKS DEPT.	15/06/2016	30/06/2017	1,092,710.50	-	1,092,710.50	GETFUND	AWARDED CONTRACTOR YET TO START WORK
100.	CONSTRUCTION OF TWO (2) STOREY 12-UNIT CLASSROOM BLOCK WITH ANCILLARY FACILITIES	TTI - TAKORADI	EDUCATION INFRASTRUCTURAL IMPROVEMENT	M/S CRCEG LIMITED	STMA WORKS DEPT.	15/06/2016	30/06/2017	1,099,687.36	-	1,099,687.36	GETFUND	AWARDED CONTRACTOR YET TO START WORK
101.	CONSTRUCTION OF 6 - SEATER TOILET AT ARCHBISHOP PORTER	SEKONDI	EDUCATION INFRASTRUCTURAL IMPROVEMENT	M/S BLACK PEE SERVICES	STMA WORKS. DEPT	28/08/2015	30/03/2016	95,000.00	-	95,000.00	GETFUND	ON-GOING
102.	CONSTRUCTION OF 6 - SEATER TOILET AT FIJAI SECONDARY	SEKONDI	EDUCATION INFRASTRUCTURAL IMPROVEMENT	M/S ASHABAM INVEST. LIMITED	STMA WORKS. DEPT	28/08/2015	30/03/2016	95,000.00	-	95,000.00	GETFUND	ON-GOING

103.	CONSTRUCTION OF 6 UNIT CLASSROOM BLOCK WITH OFFICE AND STORE FOR ANAJI M.A BASIC SCHOOL.	TAKORADI	EDUCATION INFRASTRUCTURAL IMPROVEMENT	M/S AFN VENTURES	STMA WORKS. DEPT	06/10/2016	30/04/2017	350,405.87	-	350,405.87	GETFUND	ON-GOING
104.	CONSTRUCTION OF 6-UNIT CLASSROOM BLOCK WITH OFFICE AND STORE FOR LLMIN NAAFIA ISLAMIC PRIMARY 'B' SCHOOL	ASSAKAE	EDUCATION INFRASTRUCTURAL IMPROVEMENT	M/S LASALCO LIMITED	STMA WORKS. DEPT	06/10/2016	30/04/2017	349,777.75	-	349,777.75	GETFUND	AWARDED CONTRACTOR YET TO START WORK
105.	CONSTRUCTION OF 6 UNIT CLASSROOM BLOCK WITH OFFICE AND STORE FOR KETAN CATHLIC PRIMARY SCHOOL	KETAN, SEKONDI	EDUCATION INFRASTRUCTURAL IMPROVEMENT	M/S NAKOPONG LIMITED	STMA WORKS. DEPT	06/10/2016	30/04/2017	348,518.53	-	348,518.53	GETFUND	SUBSTRUCTURE WORKS ON-GOING, FILLING COMPLETED 30%
106.	CONSTRUCTION OF 3-UNIT CLASSROOM BLOCK FOR QUEEN BEATRIX EARLY CHILDHOOD DEV'T CENTRE	NEW TAKORADI	EDUCATION INFRASTRUCTURAL IMPROVEMENT	M/S AKROTECH ENG. & CONST. LTD.	STMA WORKS. DEPT	06/10/2016	30/01/2017	179,800.00	-	179,800.00	GETFUND	AWARDED, CONTRACTOR YET TO START WORK
107.	CONSTRUCTION OF 3-UNIT CLASSROOM BLOCK FOR AHINKOFI KG SCHOOL	AHINKOFI - SEKONDI	EDUCATION INFRASTRUCTURAL IMPROVEMENT	M/S RONDA CONST. LTD.	STMA WORKS. DEPT	06/10/2016	30/01/2017	180,007.19	-	180,007.19	GETFUND	AWARDED, CONTRACTOR YET TO START WORK
108.	CONSTRUCTION OF 3-UNIT CLASSROOM BLOCK FOR ST. FRANCIS STMA KG SCHOOL	EFFIA	EDUCATION INFRASTRUCTURAL IMPROVEMENT	M/S MOSASCO COMPANY LIMITED	STMA WORKS. DEPT	06/10/2016	30/01/2017	179,760.52	-	179,760.52	GETFUND	ON-GOING BLOCK WORK AT WINDOW LEVEL 35%
109.	CONSTRUCTION OF 3-UNIT CLASSROOM BLOCK WITH OFFICE AND STORE FOR STMA JHS	KANSAWOR ODO	EDUCATION INFRASTRUCTURAL IMPROVEMENT	M/S MOSASCO COMPANY LIMITED	STMA WORKS. DEPT	06/10/2016	30/01/2017	179,473.27	-	179,473.20	GETFUND	SUBSTRUCTURE WORKS ON-GOING AT FILLING LWVEL 25%
110.	CONSTRUCTION OF 3-UNIT CLASSROOM BLOCK WITH OFFICE AND STORE FOR KETAN CATHOLIC JHS CHOO	KETAN-SEKONDI	EDUCATION INFRASTRUCTURAL IMPROVEMENT	M/S NAKOPONG COM. LTD.	STMA WORKS. DEPT	06/10/2016	30/01/2017	179,520.98	-	179,520.98	GETFUND	SUBSTRUCTURE WORKS ON-GOING, FILLING COMPLETED 30%
111.	REHABILITATION OF 3-UNIT CLASSROOM BLOCK FOR ALL ST. ANGLICAN KG SCHOOL	TAKORADI	EDUCATION INFRASTRUCTURAL IMPROVEMENT	M/S DREAVIA N ENT.	STMA WORKS. DEPT	30/09/2016	31/12/2016	89,944.15	80,766.95	9,177.20	GETFUND	COMPLETED AND HANDED OVER PRACTICALLY 100%

112.	REHABILITATION OF 3-UNIT CLASSROOM BLOCK FOR ALL ST. STEPHENS ANGLICAN JHS SCHOOL	ESHIEM	EDUCATION INFRASTRUCTURAL IMPROVEMENT	M/S BIGBUILD COMPANY LIMITED	STMA WORKS. DEPT	30/09/2016	31/12/2016	89,719.58	80,603.28	9,116.30	GETFUND	COMPLETED AND HANDED OVER PRACTICALLY 100%
113.	REHABILITATION OF 6-UNITS CLASSROOM BLOCK FOR ST. PETER'S PRIMARY SCHOOL	NEW TAKORADI	EDUCATION INFRASTRUCTURAL IMPROVEMENT	M/S WILKON SHIPPING LIMITED	STMA WORKS. DEPT	30/09/2016	31/01/2017	119,788.02	-	119,788.02	GETFUND	ON-GOING AT ROOFING LEVEL 30%
114.	REHABILITATION OF 2NO. 3-UNIT CLASSROOM BLOCK FOR AHINKOFI STMA SCHOOL	AHENKOFI	EDUCATION INFRASTRUCTURAL IMPROVEMENT	M/S LASALCO LIMITED	STMA WORKS. DEPT	30/09/2016	31/01/2017	119,752.78	-	119,752.78	GETFUND	AWARDED CONTRACTOR YET TO START WORK
115.	REHABILITATION OF 6-UNIT CLASSROOM BLOCK FOR AME ZION SCHOOL	MPIMTSIN	EDUCATION INFRASTRUCTURAL IMPROVEMENT	M/S HI FIVE FOX LIMITED	STMA WORKS. DEPT	30/09/2016	31/01/2017	119,863.74	-	119,863.74	GETFUND	ON-GOING , CONCRETE WORK ON-GOING 20%
116.	REHABILITATION OF 6-UNIT CLASSROOM BLOCK FOR BUTUMAGYEBU STMA PRIMARY SCHOOL	SEKONDI	EDUCATION INFRASTRUCTURAL IMPROVEMENT	M/S LEON'S CONTR. LIMITED	STMA WORKS. DEPT	30/09/2016	31/01/2017	119,800.35	-	119,800.35	GETFUND	AWARDED CONTRACTOR YET TO START WORK
117.	REHABILITATION OF 8-UNIT CLASSROOM BLOCK FOR NANA BREMPONG YAW KG/PRIMARY SCHOOL	SEKONDI	EDUCATION INFRASTRUCTURAL IMPROVEMENT	M/S CANERIE S COMPANY LIMITED	STMA WORKS. DEPT	30/09/2016	31/01/2017	128,099.29	-	128,099.29	GETFUND	AWARDED CONTRACTOR YET TO START WORK
118.	REHABILITATION OF 12-UNIT CLASSROOM BLOCK FOR NANA KOBINAH GYAN PRIMARY SCHOOL	SEKONDI	EDUCATION INFRASTRUCTURAL IMPROVEMENT	M/S CHANBS ON LIMITED	STMA WORKS. DEPT	30/09/2016	31/01/2017	139,798.45	-	139,798.45	GETFUND	AWARDED CONTRACTOR YET TO START WORK
119.	REHABILITATION OF 12-UNIT CLASSROOM BLOCK FOR NANA KOBINAH GYAN PRIMARY SCHOOL	SEKONDI	EDUCATION INFRASTRUCTURAL IMPROVEMENT	M/S CHANBS ON LIMITED	STMA WORKS. DEPT	30/09/2016	31/04/2017	139,798.45	-	139,798.45	GETFUND	AWARDED CONTRACTOR YET TO START WORK
120.	REHABILITATION OF 2 STOREY 12-UNIT CLASSROOM BLOCK FOR KWEIKUMA MA PRIMARY SCHOOL	KWEIKUMA SEKONDI	EDUCATION INFRASTRUCTURAL IMPROVEMENT	M/S ELIFERT LIMITED	STMA WORKS. DEPT	30/09/2016	31/04/2017	139,822.45	-	139,822.45	GETFUND	ON-GOING, ROOFING COMPLETED 65%

121.	REHABILITATION OF 2 STOREY 14-UNIT CLASSROOM BLOCK FOR CRUDADERS MA PRIMARY SCHOOL	TAKORADI	EDUCATION INFRASTRUCTURAL IMPROVEMENT	M/S RONDA CONST. LIMITED	STMA WORKS. DEPT	30/09/2016	31/04/2017	160,005.52	-	160,005.52	GETFUND	PAINTING ON-GOING 95%
122.	REHABILITATION OF 2 STOREY 12-UNIT CLASSROOM BLOCK FOR OLD HOSPITAL PRIMARY SCHOOL	SEKONDI	EDUCATION INFRASTRUCTURAL IMPROVEMENT	M/S ELIFERT LIMITED	STMA WORKS. DEPT	30/09/2016	31/04/2017	139,822.45	-	139,822.45	GETFUND	ON-GOING, FINISHING AND JOINERY WORKS ON-GOING 40%