

FANTEAKWA DISTRICT ASSEMBLY

IMPLEMENTATION OF DISTRICT MEDIUM-TERM DEVELOPMENT PLAN (2014-2017)

ANNUAL PROGRESS REPORT FOR 2016

**PREPARED BY:
DISTRICT PLANNING COORDINATING UNIT**

Contents

1.0 INTRODUCTION	2
1.1 DISTRICT PROFILE:	2
2.0. The Key Monitoring and Evaluation Objectives for the Year 2015.	4
2.1. Processes Involved and Difficulties Encountered.	4
2.2 Status of Implementation of the District Medium Term Development Plan.	4
3.0 MONITORING AND EVALUATION ACTIVITIES REPORT	4
3.1 Project/ Programme Status for the Year.....	4
3.2. Update on Funding by Sources (GH¢).....	5
3.3 Update on Disbursement of Funds	5
3.4 Comments on the Sources of Funding	6
3.5 Update on Critical Development and Poverty Issues.....	7
4.0 UPDATE ON CORE DISTRICT INDICATORS (Categorized by GSGDA II).....	9
4.1 Summary of Developmental Issues.....	13
5.0 STATUS OF IMPLEMENTATION OF NON- PHYSICAL PROJECTS BY DEPARTMENTS	15
6.0 PHYSICAL PROJECTS	22
6.1 PROJECT PROGRESS REPORT ON DISTRICT ASSEMBLIES COMMON FUND (DACF) AS AT 31 ST DECEMBER, 2015.....	22
6.2 PROJECTS PROGRESS REPORT ON INTERNALY GENERATED FUND (IGF) AS AT 31 ST DECEMBER, 2015.....	23
6.3 PROJECT PROGRESS REPORT ON DISTRICT DEVELOPMENT FACILITY (DDF) PROJECTS AS AT 31 ST DECEMBER, 2015.	25
6.4 IMPLEMENTATION STATUS OF 2015 ANNUAL ACTION PLAN	26

2016 ANNUAL PROGRESS REPORT MMDA DATA COLLECTION INSTRUMENTS

1.0 INTRODUCTION

The Ghana Shared Growth and Development Agenda (GSGDAII) 2014-2017 places emphasis on human development, transparent and accountable governance and infrastructural, in support of agricultural modernization, natural resources development, ICT, housing and energy for accelerated employment creation and income generation for poverty reduction.

Maintaining the implementation of the (DMTDP) 2014-2017 of the Fanteakwa District Assembly involves a collaborative effort to develop an efficient results-based M&E system. The essence of this Quarterly and Annual Progress Report (APR) is for the assembly to facilitate the collections, processing, analysis and dissemination of information on performance in outcomes of planned activities.

This will enable the NDPC and other Ministries, Departments and Agencies (MDAs,) to feed the analysis into policy and decision making process.

Copies of the quarterly reports and APRs would be forwarded to the district assembly, the NDPC through the RPCU and distributed to other stakeholders.

1.1 DISTRICT PROFILE:

i. Population size

The District had a total population of 108,614 in the 2010 National Population Census, with males constituting 54,010 and 54,604 females. Currently, the population is projected to be 118,538 in 2014 with an annual growth rate of 1.9%.

ii. Ethnicity

Ethnicity in the district is varied with the Akan constituting 43.7% of the entire population, followed by the Ga-Adangbe who constitutes 40.1%. Others are Ewes 7.9%, Northerners and Guan account for 5.5% and 2.3% of the district's population respectively.

iii. Spatial Organization

There are 130 settlements in the District. The major ones are Begoro, Osino, Bosuso, Obooho, Ehaimenkyene, Abourso, Feyiase, Ahomahomasu, Dedeso, Dwenase, Abompe, Dominase and Bepoase.

iv. Electricity

The District is connected to the National Electricity GRID, with the distribution being uneven. The distribution favors the southern section. Due to the extensive land coverage, a large proportion of the district is without electricity.

v. Medical Facilities

The District has a Government hospital located in Begoro and five (5) Government Health Centres each at Osino, Bosuso, Begoro, Ahomahomasu and Ehiamenkyene and 5 CHIPS

compound. The Salvation Army, Faith Based International Non-Governmental Organization operates a clinic in Begoro.

vi. Banking

There are four (4) banking Institutions in the District- the Atiwa Rural Bank, Mumuadu Rural Bank, Adonten Community Rural Bank and Fanteakwa Rural Bank. The Atiwa Rural Bank is located in Begoro with its headquarters at Kwabeng while the Mumuadu Rural Bank has branches at Begoro and Osino. The Fanteakwa Rural Bank is located in Begoro. The Adonten Rural Bank has just started operation in the District with its headquarters at Tafo. There are three (3) Micro finance institutions, the St. Theresa Credit Union, Sources and Unicom Investment Limited all located in Begoro.

vii. Telecommunication

There are some cell phone networks, which operate in the District as indicated below:

- Osino - Tigo, MTN Vodafone and Expresso
- Bosuso - MTN
- Begoro - MTN, Vodafone, Tigo and Airtel
- Feyiase - MTN.
- Dedeso - MTN.

viii. Economy

The economy is agriculturally- based. The District is endowed with arable land suitable for cultivation of cocoa, cereals, roots such as cassava and cocoyam, vegetables, plantain and banana. About 75% of the people are farmers.

ix. Markets

The District has ten (10) markets located at Begoro, Ehiamenkyene, Ahomahomasu, Osino, Bososu, Abooho, Dedeso, Gyeduakro and Pesiator. The major ones from which the Assembly generates much of its Internally Generated Revenue are Begoro, Ahomahomasu, and Ehiamankyene markets.

x. Tourism.

There are a number of tourist sites that have been identified for development. Meanwhile a tourism brochure is to be compiled and all the sites put on the net to showcase the sites to attract tourism developers.

The sites include:

NO.	DESCRIPTION	LOCATION	DISTANCE FROM DISTRICT CAPITAL, BEGORO
1.	Trudu Waterfalls	Begoro	1 km
2.	Osubinboum Waterfalls	Nkankama	10 kms
3.	Apa Waterfalls	Apa	6 kms
4.	Rock Paradise	Aboabo	29 kms
5.	Abegogro	Begoro	Begoro town
6.	Begorohene's Palace	Begoro	Begoro town
7.	The Volta Lake	Dedeso	40 kms
8.	Palm tree with 6 trunks	Ahenkwasisi	10 kms





2.0. The Key Monitoring and Evaluation Objectives for the Year 2016.

The key M&E objectives for the year are;

1. Improve the Internally Generated Funds
2. Strengthening efforts to implement the programmes and projects in the DMTDP
3. Provision of logistics for monitoring activities
4. Regular monitoring and evaluation of projects and programmes
5. Strengthen implementation capacity to deliver value for money and quality
6. More stakeholder involvement in monitoring
7. Strengthen the capacity of the sub-structures and provision of office accommodation and logistics.
8. Improve public expenditure management

2.1. Processes Involved and Difficulties Encountered.

The processes involved are outlined below:

-  Outlining implementation schedule and supervising the implementation process
-  Tracking success or failure rate in planning and programme implementation
-  Eliciting lessons on what to and not to do
-  Outlining new priorities or options (Revision and budgeting)

Through the implementation process, a major problem that was encountered was limited resources in terms of capital and human. This makes it difficult for implementation of the M&E process.

2.2 Status of Implementation of the District Medium Term Development Plan.

The District Medium Term Development Plan (DMTDP) - 2014- 2017 was in the third year of implementation. Projects and programmes were progressing as schedule as indicated in appendix attached. The performance in terms of project implementation in the annual action plan was very impressive, 75% of projects were implemented where as 25% were not implemented as at the end of the year.

3.0 MONITORING AND EVALUATION ACTIVITIES REPORT

3.1 Project/ Programme Status for the Year

Projects and programmes were duly monitored by the monitoring team. Reports of monitoring and recommendations made were presented to management and the General Assembly.

Attached is the Projects Progress Report as Appendix A.

3.2. Update on Funding by Sources (GH¢)

3.2.1 Revenue Fanteakwa District Assembly

SOURCES OF FUNDING	APPROVED BUDGET (GH¢)	CUMULATIVE AS AT 1 ST QTR (GH¢)	CUMULATIVE AS AT 2 ND QTR (GH¢)	CUMULATIVE AS AT 3 RD QTR (GH¢)	CUMULATIVE AS AT 4 TH QTR (GH¢)
DACF	2,969,109.00	-	840,877.03	1,292,904.28	1,799,195.28
DDF	824,834.00	442,817.00	442,817.00	442,817.00	896,543.00
IGF	705,274.40	174,679.30	348,098.05	522,388.80	684,528.23
GoG GRANTS	2,288,693.00	-	1,063,905.54	1,375,092.04	1,841,871.79
DONOR GRANTS	167,336.00	-	132,409.35	132,409.35	132,409.35
TOTAL REVENUE	6,955,246.00	617,496.30	1,746,217.43	3,765,611.47	5,354,547.65

3.3 Update on Disbursement of Funds

3.3.1 Expenditure of Fanteakwa District Assembly

SOURCES OF FUNDING	APPROVED BUDGET (GH¢)	CUMULATIVE AS AT 1 ST QTR (GH¢)	CUMULATIVE AS AT 2 ND QTR (GH¢)	CUMULATIVE AS AT 3 RD QTR (GH¢)	CUMULATIVE AS AT 4 TH QTR (GH¢)	DISBURSEMENT BY SECTOR (4 TH Quarter)			
						SOCIAL	ECONOMIC	ENVIRONMENTAL	ADMINISTRATION
DACF	2,969,109.00	51,778.83	1,199,596.61	1,632,872.43	2,050,489.27				
IGF	705,274.40	137,177.27	329,697.20	526,167.96	571,483.90				
DONOR GRANTS	167,336.00	-	20,000.00	35,000.00	72,730.15				
GOG GRANTS	2,288,693.00	-	1,063,905.54	1,375,092.04	1,841,871.79				
DDF	824,834.00	-	526,391.34	80,976.88	1,160,130.11				
TOTAL EXPENDITURE	6,955,246.00	188,956.10	3,139,590.69	3,650,109.31	5,696,705.22				

3.4 Comments on the Sources of Funding

Internally Generated Funds (IGF)

As indicated in table 3.2.1 above the District Assembly has not been able meet its internally revenue generation target in the period under review. This was due to some challenges faced by management. The Assembly has collected **GHC 684,528.23** out of its approved target of **GHC 705,274.40** representing **97.06%** of its target for the year.

District Assemblies Common Fund (DACF)

The irregular and late release of the DACF to the District had accounted for the delay in execution and completion of most projects. Besides, the deductions made were sometimes high; this does not help the Assembly to run efficiently and effectively. As at the end of the period under review the Assembly had received **GHC1,799,195.28** out of its approved District Assembly Common Fund of **GHC 2,969,109.00** representing **60.6%** of its target for the year.

Government of Ghana Grant (GOG)

The GOG Grant which the District Assembly receives purposely to pay workers within the District was wholly inadequate.

Donor Grants


Mostly donor grants were received from Non- Governmental Organizations such as World Vision, CWSA, MSHARP, DANIDA etc. As at the period under review the Assembly had received a total amount of **GHC132,409.35** out of its approved target of **GHC167,336.00** representing **79.13%** of its target for the year

Adequacy of Funds

Due to the low and irregular inflow of government funds, the Assemblies internally generated revenue, though it has been improved yet was not enough to meet recurrent and the developmental expenditure of the district.

Utilization of Funds In Accordance with the Budget

Funds generated were fairly used in accordance with the budget.

 **Other Challenges with Regard to Disbursement** The delay in the inflow of funds to the Assembly makes it difficult for timely disbursement to be made to fulfil the District Developmental Plan target.

3.5 Update on Critical Development and Poverty Issues

Dimensions and Manifestation of Poverty

Diseases

The most dominant diseases in the District were malaria and diarrhea. These diseases were caused by the bushy environments, indiscriminate dumping of refuse which renders the surroundings dirty and breeding grounds for mosquitoes and flies that cause malaria and cholera respectively. These problems led to a high morbidity rate resulting in less hours of production and thus, low yield and finally into poverty.

Malnutrition

This was mostly associated with children in the district. The root cause of the problem was the intake of unbalanced diet by children of growing age. This normally led to a disease known as kwashiorkor. Adults were not exceptional to malnutrition. The adult malnutrition led to a high prevalence of diseases thus, rendering them weak and less active. This resulted in less productivity and hence the people remained poor.

Poor Housing

The settlements in the District were poorly planned and structured. This makes the proper zoning of the district very difficult in terms of the industrial development. Not left out, the poor zoning of the District led to slums and poor drainage which have diverse effects on the people. As a result there were less interest in the wake of development projects by donors and loss of property by inhabitants when there was a heavy rainfall.

3.5.4 Livelihood Empowerment against Poverty (LEAP) Programme

The department of Social Development conducted twenty five (25) households monitoring visits in three (3) communities in the district. The communities comprised Begoro (8 households), Bosuso (11 households), and Ehiamenkyene (6 households).

The visits were meant to assess the use of the grants as well as to better appreciate the households' current conditions.

The LEAP grants were also paid during the quarter under review covering all the Thirty-One beneficiary communities in the district. The following is the detailed information on the exercise:

Table: 3.2

Total Amount Allocated To District (GhC)	Total No. of Beneficiary. Households	Total Amount Paid (GhC)	Total No. Of Ben. Paid	Total Amount Not Paid (GhC)	No. Of Beneficiaries Not Paid
83,806.00	864	82,446.00	845	1,360.00	19

3.5.6 Metro Mass Transit Service

The District is also benefiting from the services of the Metro Mass Transit buses. There are currently two buses that commute from Accra to Begoro and Koforidua to Begoro.

3.5.7 School Feeding Programme

The district has 29 schools benefiting from the Ghana School Feeding Programme with a total enrolment of 4,670. There have not been any hindrances with regards to the programme at the end of the third quarter 2015. All caterers will have their contracts terminated at the end of the 1st term, 2015/2016 academic year and would be requested to re-apply for engagement. The Assembly has taken delivery in its stores 146 bags of rice to be distributed to caterers under the programme. Also, caterers have been requested to register with mobile money to have their funds transferred to them instead of releasing the funds to the District Assembly for disbursement to caterers. This is the new arrangement when the programme was moved from the Ministry of Local Government and Rural Development to Ministry of Gender and Social Protection. The bank account details of all caterers have been submitted to the Regional Secretariat of the programme for onward submission to the National Secretariat. The Desk Officer of the programme is constantly undertakes monitoring visits to the beneficiary schools to monitor activities of caterers.

3.5.8 Financial Services

There are three rural banks and one Microfinance institution stationed in Begoro that provide financial services to the citizens of the district who are mostly farmers.

NATIONAL DEVELOPMENT PLANNING COMMISSION

2016 ANNUAL PROGRESS REPORT

MMDA DATA COLLECTION INSTRUMENTS

4.0 UPDATE ON CORE DISTRICT INDICATORS (Categorized by GSGDA II)

AREA OF FOCUS	INDICATOR	2015 BASELIN E	2016 TARGET	2016 INDICATO R LEVEL/ ACTUAL	PROGRESS TOWARDS TARGET
IMPROVED AGRICULTURAL PRODUCTIVITY	Percentage (%) increase in field of selected crops, livestock and fish	Metric Tonnes	Metric Tonnes	Metric Tonnes	
	<ul style="list-style-type: none"> ▪ Maize ▪ Cassava ▪ Plantain ▪ Yam ▪ Pepper ▪ Tomatoes 	50,00 200,000 130,000 60,000 40,000 60,000	55,000 220,000 143,000 66,000 44,000 66,000	- - - - - -	Target not achieved Target not achieved Target not achieved Target not achieved Target not achieved Target not achieved
	<u>Livestock</u>				
	Sheep	53,000	38,500	-	Target not achieved
	Goat	45,000	49,500	-	Target not achieved
	Cattle	15,000	16,500	-	Target not achieved
	Pigs	2,500	2,750	-	Target not achieved
	Poultry	120,000	132,000	-	
	Rabbit	5,000	55,000	-	Target not achieved Target not achieved Target not achieved Target not achieved Target not achieved Target not achieved
	ROAD AND TRANSPORT	Proportion/Length of roads maintained / Rehabilitated <ul style="list-style-type: none"> ▪ Truck Roads (in Km) 			

	<ul style="list-style-type: none"> ▪ Urban Roads (in Km) ▪ Feeder Roads (in Km) 				
	% Change in number of Households with access to Electricity	47.2%			
	Hectares of degraded forest, mining , dry and wet lands rehabilitated /resorted <ul style="list-style-type: none"> a. Forest b. Mining c. Dry and wetland 	- - -	162 hec	143.50km	Target not achieved
TOURISM	The percentage % increase in tourist arrivals	40%	-	-	
DEVELOPING INFORMATION COMMUNICATION TECHNOLOGY	Tele density / penetration rate	-	-	-	
	HUMAN RESOURCE DEVELOPMENT	2015 BASELINE	2016 TARGET	2016 INDICATOR LEVEL (ACTUAL)	
HEALTH	HIV/AIDS prevalence rate (% of adult) population,15-49 yrs				
	Maternal mortality ratio (number of death due to pregnancy and childbirth per 100,000 live birth)	286:100,000			
	Under –Five mortality rate (number of deaths occurring between birth and exact age five per 1,000 live births)				
	Malaria case fatality in children under	72:10,000			

	five years per 10,000 population				
	Immunization coverage (Penta 3)	4453			
	Antenatal Care Coverage (at least one visit)	2876			
	TB success rate	75%			
National Health Insurance	NHIS registration coverage	37,250	-	-	
WATER AND SANITATION	Percentage (%) population with sustainable access to safe drinking water resources	47.3%	-	-	
	% of population with improved access to sanitation (flush toilets ,KVIP,household latrine)	41.2%			
EDUCATION	GROSS ENROLMENT RATE (INDICATES THE NUMBER OF PUPIL/STUDENTS AT A GIVEN LEVEL OF SCHOOLING- REGARDLESS OF AGE AS PROPORTION OF THE NUMBER OF CHILDREN IN THE RELEVANT AGE GROUP)				
	PRIMARY P1-P6 Enrolment population (6-11 Years) GER	10131 4526 1:38	111,528 4621 1:30	13,221 5324 1:25	Target not achieved Target exceeded Target exceeded
	JHS J1-J3 Enrolment Population (12-14 Years) GER	4011 706 1:25	4052 709 1:25	4292 721 1:28	Target exceeded Target exceeded Target not achieve
	SHS S1-S3 Enrolment Population (15-17 years) GER	3268 2454 1:30	3588 2620 1:35	4226 2458 1:38	Target exceeded Target not achieved

	NET ADMINISTRATION RATE (NAR) IN P1 Primary 1 aged 6 years Population 6 years old NAR	-	-	3.9%	Target achieve
		10,194	9,237	10,190	
		48.8%	41.9%	45.2%	Target not achieved
					Target not achieve
	GENDER PARITY INDEX (RATIO BETWEEN GIRLS AND BOYS ENROLMENT RATES,THE BALANCE OF PARITY IS 1:00) Primary Female Gross Enrolment Rate (FGER) Male Gross Enrolment Rate (MGER) GPI JHS Female gross Enrolment rate (FGER) Male gross enrolment rate (MGER) GPI SHS Female gross enrolment rate (FGER) Male gross enrolment rate (MGER) GPI	101.9	101.9	101.9	Target exceeded
		104	104	104	Target exceeded
		95%	76%	85%	Target exceeded
		98%	79%	82%	Target achieve
		97%	96%	98%	Target exceeded
		0.93	0.93	0.93%	
		69%	63%	65%	Target achieve
		73%	70%	75%	Target achieve
		95%	90%	52%	Target not achieved
EMPLOYMENT GENERATION	Proportion of unemployed youth benefiting from				

	skills/Apprenticeship and Entrepreneurship				
	GOOD GOVERNANCE AND CIVIC RESPONSIBILITY				
REVENUE GENERATION	Total amount of Internally Generated Revenue	GH¢443,248.40	GH¢705,274.40	GH¢684,528.23	Target not achieved
	Amount of development partner and NGO funds contribution to DMTDP Implementation	-	-	-	
	% of DA expenditure within the DMTDP BUDGET (how much of DA's expenditure was not in the Budget)				
	Number of reported cases of abuse (women, children and men)	71			
	Police Citizen Ratio	1:2742			

4.1 Summary of Developmental Issues

The District was considered as one of the poverty spots in the Eastern Region. The causes of poverty among other things were;

1. Inadequate drains within the built environment
2. Inadequate storage and preservation facilities
3. Inadequate credit facilities and banking services
4. Poor road infrastructure
5. Inadequate access to telecommunication
6. Poor/Inadequate market structures
7. High transport costs
8. Lack of offices and staff for District Assembly sub –structures
9. Inadequate internally generated revenue
10. Inadequate educational infrastructure
11. Low level educational achievement – low academic performances.
12. Poor health delivery services (inadequate health infrastructure, inadequate staffing etc)

13. High rate of HIV/AIDs
14. Inadequate potable water.

4.2. Recommendations

The following recommendations were made by the District Planning Coordinating Unit (DPCU);

- ✓ That there should be an increase in the flow of funds both internally and externally (GOG and Donor funds)
- ✓ That the DPCU in collaboration with the Planning Unit be provided a vehicle for monitoring activities
- ✓ Regular monitoring and evaluation of projects and programmes
- ✓ That management should be committed in the discharge of their duties
- ✓ That the Department of the Assembly should be more committed to the DMTDP and the M&E plan
- ✓ Strengthen implementation capacity to deliver value for money and quality
- ✓ More stakeholder involvement in monitoring
- ✓ Need to strengthen the capacity of the sub-structures and provision of office accommodation and logistics.
- ✓ Improve public expenditure management

5.0 STATUS OF IMPLEMENTATION OF NON- PHYSICAL PROJECTS BY DEPARTMENTS

The following were the activities carried out by Departments under the period

Department	Activities	Location	Time/Period	Male	Female	Total	Remarks
Agriculture							
	Food based Nutrition Education. The department successfully disseminated information/technology in the following area: <ol style="list-style-type: none"> 1. Awareness creation on food based nutrition 2. Protein energy and nutrition 3. Food-to-food fortification demonstration 4. Nutrient conservation demonstration in food preparation and 5. Education on food handling and safety 	Begoro	March, 2016	420	510	930	
				312	516	828	
				235	365	600	
				185	320	505	
				378	455	833	
	Organized 76 farmers groups in the district to help them access and manage services	District wide	March, 2016	2,078	1,349	3,427	
	Conducted Technology demonstration to beneficiaries in the following areas: <ol style="list-style-type: none"> 1. Crop production 2. Livestock production 3. Fisheries 	Selected communities	February, 2016	3,748	1,944	5,692	
				834	431	1,265	
				36	318	354	
	Food based Nutrition Education. The department successfully disseminated	Begoro	March, 2016				

	information/technology in the following area:			420	510	930	
	6. Awareness creation on food based nutrition			312	516	828	
	7. Protein energy and nutrition			235	365	600	
	8. Food-to-food fortification demonstration			185	320	505	
	9. Nutrient conservation demonstration in food preparation and			378	455	833	
	10. Education on food handling and safety						
	Organized 76 farmers groups in the district to help them access and manage services	District wide	March, 2016	2,078	1,349	3,427	
Business Advisory Centre (BAC)							
		Target Group/Location					
	Organized Needs Assessment For Women's Groups	Nkankama, Ahomahomasu, Obuoho, Osuben, Nsuapimsu, Ayiesu, Nyrewaase, Abourso					Activity was conducted successfully
	Organized Advisory, Counseling, and Extension Services	Begoro		2	3	5	Businesses now operating with approval from

							Standards Authority
	Provided Information services to Clients	Begoro		41	88	129	Assisted 129 clients with information on the Registration of MSEs at the District Assembly and Opening of Bank Accounts
Information Service Department							
	World AIDS Day Celebration	Asarekwao	29 th November, 2016				The district level celebration was held at Asarekwao
	General Assembly meeting	Begoro	29 th December, 2016				The Fanteakwa District Assembly general meeting held
	32 nd District Farmers day Celebration	Amokrom	4 th November, 2016				The district held the celebration at Amokrom

Department	Activities	Location	Time/Period	Male	Female	Total	Remarks
<i>Department of Social Development</i>							
Social Interventions implemented	Teenage Pregnancy Education	18 selected communities					Parents and teenagers were educated on the need to minimize teenage pregnancy
	Social Enquiries	FDA		3	3	6	The office recorded ten (10) reported cases during the quarter. Four (4) were family welfare cases whilst six (6) were maintenance cases. An amount of GHC 305.00 was collected as maintenance allowance on behalf of clients.
	Hospital Welfare						The office recorded six (6) counseling cases to patients and clients on HIV and AIDS
	Monitoring of women's groups	Bepoase Nkankama Nkyerenease Akoradaarko		0	71	71	The department embarked on monitoring of some selected

							women's groups to find out their areas of weaknesses and helped solved them.
	Child Abuse and Child Right sensitization.	Ahenkwa camp, Ahenkwasisi, Saamang, Abompe, Boakame, Bosuso, etc.	January, 2016	93	67	160	The department through its mass education sensitized 18 communities on child abuse and child right rights.
	Women empowerment programme.	Pimpimso, Kplandey, Nkankama, Nhyerenease	February, 2016	-	83	83	The department during the quarter mobilized and formed two (2) new women groups in addition to the already existing three groups. The purpose was to empower women to engage in income generating activities and to also improve their living standards.
National Disaster Management Organization (NADMO)							
Climate Change (LoCAL) activities	Education on contemporary disaster prevention and management	Tremeleve, Dominase, Dua police, Asarekwao, Ahomahomasu					Activity was successfully implemented

		and Akoradarko					
	Restor degraded forest reserve along river Akrum and Osubin by planting 3,000 seedlings	river Akrum and Osubin	June, 2016				Three Thousand (3,000) pieces of Kusia, Anime and Mahogany seedlings were planted
	Plant 1000 Acacia and Teak trees in 20 selected public schools	19 selected public schools	July, 2016				One Thousand (1000) pieces of Acacia and Teak trees were distributed and planted in 19 selected public schools in the district including the District Education Office.
	Plant 1000 Veicchia palm trees along the main road from Krodaso to Police station	planted along the main road from Krodaso to the District Police station	June, 2016				One Thousand (1000) pieces of Veicchia palm trees were planted along the main road from Krodaso to the District Police station.
	Train 1000 people in 20 selected communities where bush fire are prevalent	Amokrom, Dominase, Abourso, Dedeso, Amotare, Odortom, Feyiase, Papramantang,	10 th to the 23 rd November, 2016	1,022	105	1,127	Training was conducted in 20 selected communities

		Aburaso, Adokrom, Kumfere, Owusukrom, Ehiamakyene, Akoradako, Nsutem, Adjeikrom, Pimpimso, Akrumso, Akwanserem and Apaa					
	Sensite of Urban/Town/Area (U/T/A) Council members on early warning systems	District Assembly Hall, Begoro	24 th November, 2016			115	Activity was conducted. Facilitators took participants through the early warning systems, coping mechanisms, good farming practices, fire safety in our homes and farms and disaster prevention and mitigation (floods).
National Commission For Civic Education							
	Education On Democracy			737	878	1,615	
	Civic Education Club		Fourth quarter	42	66	108	

APPENDIX 1

6.0 REPORT ON PHYSICAL PROJECTS

6.1 PROJECT PROGRESS REPORT ON DISTRICT ASSEMBLIES COMMON FUND (DACF) AS AT 31ST DECEMBER, 2016.

NO.	PROJECT NAME	PROJECT LOCATION	SECTOR	CONTRACT SUM GH¢	PAYMENTS TO DATE GH¢	COMMENCEMENT DATE	FUNDING SOURCE	% OF WORK DONE	REMARKS
1.	Construction and completion of 1 No. 3-Unit classroom block with ancillary facilities	Abourso	Education	160,000.00	89,880.00	25/09/2015	DACF	90%	On-going
2.	Construction of 1 No. CHPS Compound	Papramantang.	Health	250,000.00	37,500.00	1/10/2015	DACF	80%	
3.	Reshaping of Begoro town roads and other feeder roads	Begoro	Local Gov't.		32,750.00	14/06/2013	DACF	35%	On-going
4.	Construction and completion of 1 No. CHPS Compound	Asedja - Akwadum	Health	375,371.04	56,305.07	18/03/2016	DACF	42%	On-going

6.2 PROJECTS PROGRESS REPORT ON INTERNALY GENERATED FUND (IGF) AS AT 31ST DECEMBER, 2016.

NO.	PROJECT LOCATION	PROJECT NAME	SECTOR	CONTRACT SUM GH¢	PAYMENT TO DATE GH¢	COMMENCEMENT DATE	ESTIMATED COMPLETION DATE	FUNDING AGENCY	STATUS	REMARKS
1.	Begoro	Construction of 1 No. 6-Unit storey staff quarters phase 1.	Administration	80,000.00	28,000.00	July 2014		IGF	40%	Standstill
2.	Begoro	Construction of 1 No. 6-Unit storey staff quarters phase 1.	Sanitation	12,500.00	10,000.00	April, 2014	Aug, 2015	IGF	70%	Yet to be painted and tiled

6.3 PROJECTS PROGRESS REPORT ON CLIMATE CHANGE PROJECT AS AT 31ST DECEMBER, 2016.

S/N	PROJECT NAME	PROJECT LOCATION	SECTOR	CONTRACT SUM GH¢	PAYMENTS TO DATE GH¢	COMMENCEMENT DATE	ESTIMATED COMPL. DATE	FUNDING SOURCE	% OF WORK DONE	CONTRACTOR'S NAME	REMARKS
1.	Construct 120m Concrete U-Drain	Bususo	Social	70,209.35	70,209.35	22 nd Sept.,2016	22 nd Dec.,2016	LoCAL grant	100%	M/S Bahasala Dunia Limited	Completed

6.4 SOCIAL INVESTMENT FUND (SIF)

NO.	PROJECT NAME	PROJECT LOCATION	SECTOR	CONTRACTOR	CONTRACT SUM GH¢	ASSEMBLY'S COUNTERPART FUNDING	OUTSTANDING PAYMENTS
1.	Construction of 1 No. Clinic with portable water (borehole fitted with hand pump) at Kplandey	Kplandey	Health	Star dust Company Ltd.	382,742.20	95,685.55	95,685.15
2.	Construction of 2 No. Maternity home with portable water (borehole fitted with hand pump) at Ahomahomasu and Abuorso	Ahomahomasu and Abuorso	Health	Star dust Company Ltd.	399,666.60	99,916.65	99,916.65
3.	Construction of 1 No. Nurses' Quarters with portable water (borehole fitted with hand pump) at Hemang and Adakope	Hemang and Adakope	Health	Star dust Company Ltd.	399,666.60	99,916.65	99,916.65
4.	Construction of 1 No. Community Mechanized Borehole at Dorminase	Dorminase	Water and Sanitation	Star dust Company Ltd.	279,820.70	69,955.18	69,955.00
5.	Construction of 1 No. 6-Unit classroom block with office, store and Library with seater KVIP at MeyiwaKrobo	Meyiwa Krobo	Education	Star dust Company Ltd.	279,820.70	69,955.18	69,955.18
6.	Construction of teachers quarters with machanised borehole at Meyiwa Busankor	Meyiwa Busankor	Education	Star dust Company Ltd.	72,535.00	18,133.75	18,133.15
7.	Construction of double culvert at Begoro	Begoro	Social	Star dust Company Ltd.	510,824.80	127,706.20	127,706.20
8.	Construction of teachers quarters with mechanised borehole at Meyiwa Busankor	Meyiwa Busankor	Education	Star dust company	37,883.00	9,470.75	9,470.75
9.	Construction of 1No. 200m 0.9m construction drains at Begoro	Begoro	Social	Star dust company	37,883.00	9,470.75	9,470.75
10.	Construction of 1No. 200m 0.9m Concrete drains at Begoro				95,409.60	23,852.40	23,852.40
	TOTAL				2,736,388.90	684,097.24	684,097.24

6.5 PROJECT PROGRESS REPORT ON DISTRICT DEVELOPMENT FACILITY (DDF) PROJECTS AS AT 31ST DECEMBER, 2016.

NO .	PROJECT NAME	PROJECT LOCATION	SECTOR	CONTRACTOR 'S NAME	CONTRACT SUM GH¢	PAYMENTS TO DATE GH¢	COMME NCEMEN T DATE	FUNDING AGENCY	% OF WORK DONE	REMARKS
1.	Construction of 3-Unit classroom block with store and office	Papramantang	Education	Virgin of Virgin Com. Ltd	130,000.00	86,147.00	July 2014	DDF	85%	On-going
2.	Construction of 14 seater Aqua Privy Toilet	Ahomahomasu market	Environ.	Sanah Outreach Com. Ltd.	70,146.00	66,844.60	July 2014	DDF	80%	Stand still
3.	Completion of 1No. 3-Unit KG block with anciliary facilities, 3-seater KVIP toilet and urinal	Bosuso	Education	MAKAFS COMPANY LTD	165,378.95	78,704.03	03/03/2016	DDF	80%	On-going
4.	Construction and completion of 1 No. 2 story 12-unit classroom block for community SHS at Dorminase (Phase 1).	Dorminase	Education	WINAMPANG LTD	650,722.05	103,947.44	21/04/2016	DDF	95%	On-going
5.	Construction and completion of 1No. 2-Bedroom Semi-Detached Quarters	Asiribuso	Health	MARKADJEI LTD	241,279.50	36,191.91	21/04/2016	DDF	100%	Completed and yet to be handed over

APENDIX 2

6.4 THE TABLE BELOW ILLUSTRATES THE IMPLEMENTATION STATUS OF 2016 ANNUAL ACTION PLAN

S/NO	PROJECTS IMPLEMENTED	PROJECTS NOT IMPLEMENTED
1.	Establishment of lakeside market	Pavement of Begoro market
2.	Develop one tourist site Aboabo	Construction of ware house at Ehiamenkyene market
3.	Provision for MP development projects	Study Tour to Dodowa and Akosombo
4.	Construction of sheds at the back of 26-unit market stores at Begoro	Construction of fence wall at Ahomahomasu market
5.	Facilitate and consolidate the preparation of development budget in to the district assembly budget	Gravelling of Ahomahomasu market ground
6.	Rehabilitation of staff bungalows in the district	Purchase of land for Extension of Ehiamenkyene market
7.	Refurbishment of District Assembly Hall	Community based training in bridal Decoration
8.	Construction of Workshop at salvation Army rehabilitation center	Construct 2-No Bedroom self-contain at Amotare CHPS compound
9.	Train Farmers in Rabbit Rearing	Construct 2-No CHPS compound
10.	Train women's group and unemployed youth in soap making	Organize community floats
11.	Train women's group in pomade and powder making	Strengthen school disaster clubs and form new ones
12.	Group development training	Cultivate model farms
13.	Market Seminar to expand market base for project clients	Create safe havens
14.	Train clients in strategic planning	Sensitize the public and create awareness in horticulture
15.	Stakeholder's conference	Train 700 livestock farmers on general prophylactic and curative treatment of pests and diseases
16.	Small Business Management training in Financial Management	Conduct plot cut studies i.e. yield studies on selected agro-commodities
17.	Training of 250 women in soap making, teach women on basic book-keeping and assist women groups to access loans.	Organize workshop for stakeholders (70) on Early Warning System and Climate Change Variability, Resilience and Adaptation
18.	Completion of 3-Unit classroom block at Juaso	Conduct one (1) Research-Extension – Farmer Linkage Committee (RELC) meeting for stakeholder participation and technology diffusion
19.	Construction of 3-Unit classroom block with auxiliary facilities at Abourso	Construction of 3 No. speed ramps on the Begoro Town hospital road

20.	Completion of 2-Unit K.G block with office and store at Bosuso Islamic	Construction of drains at Ahomahomasu market
21.	Construction of 1No.2-unit KG block with ancillary facilities at Nsutam Islamic	Construction Of Ware House At Ahomahomasu Market
22.	Construction of 1No.2-unit classroom block with ancillary facilities Asarekwao	Organized Public Education On Appropriate Land Use In The District
23.	Support sport and cultural activities in the district	Extend Bosuso small town water system to Adjeikrom
24.	Support for brilliant but needy students	Construct 2-No Bedroom self-contain at Adakope CHPS compound
25.	Support for my first day at school 2014/2015 academic year	Construct 2-No Bedroom self-contain at Asirebuso CHPS compound
26.	Support for HIV/AIDS programme in the district	Organize disaster forums
27.	Sponsorship to Nurse Trainees	Strengthen Volunteer Groups
28.	District Response Initiative(HIV/AIDS)	Plant tree seedlings
29.	Construction of community SHS at Dorminase	Landscape the compound of the District Assembly
30.	Construction of 1.No.6-unit classroom block with ancillary facilities at Ganyokope	Plant avenue trees
31.	Construction 1-No CHPS compound at Nsutam	Plant trees along River Akrum
32.	Education on HIV/AIDS and family planning in 15 communities the district.	Bitumen Surfacing of Residence Road at Koradaso
33.	Support for climate change project (Education and Tree planting)	Construction of 6-No. passenger waiting shed at Asarekwao, Akoradako, Feyiase, Owusukrom, Outater
34.	Educate illegal miners (galamsey) on their activities and their effects on the environment	Bitumen Surfacing of Residence Road at Koradaso
35.	Facilitate delivery of Extension technologies by 18 AEAs Supervised by 7 DDOs and monitored and coordinated by DDA to farmers and other stakeholders	Dredging of Dansor River near S.D.A
36.	Train 300 vegetable farmers on improved nursery management practices	Organize durbar with Chiefs and Assemblymen to educate them on the importance of Births and Deaths registrations
37.	Establish 4 improved maize (high yielding) demonstration fields	Construction of No 4 bedroom quarters at Peseator
38.	Train 24 AEAS in improved animal husbandry and management practices	Provide planning schemes (layouts)
39.	Monitor the Price Of Agric Inputs In relation to Tax waives To Ensure That waives Are Enjoyed By Beneficiaries	Construction of 2-Unit K.G at Kwahu Miaso

40.	Train 700 farmers on safe use, handling and calibration of Agro-chemicals	Promotion of 20-No. VIP toilet
41.	Vaccinate 7,000 dogs and 3,000 cats against rabies	
42.	Train 200 farmers on general post-harvest management practices	
43.	Organize a 2 – day workshop for chain actors on grading, standards and packaging	
44.	Collate, compile, analyze transmit data /information for decision-making	
45.	Organize one (1) District level celebration of National Farmers’ Day	
46.	Services and procuring consumables	
47.	Rehabilitation of Grader	
48.	Educate both parents and pupil on the importance of education	
49.	Educate parents to avoid engaging their wards in farming activities	
50.	Education on HIV/AIDS and family planning in the district	
51.	Update And Dissemination Of Existing Technologies (Field And Home Visits)	
52.	Reshape roads	
53.	Maintenance and servicing of vehicles (feeder roads department)	
54.	Procurement of 2-No. Mower For The District.	
55.	The Ghana school feeding programme (provide nutritious lunch during school days)	
56.	Reshaping and spot improvement of roads	
57.	Provision for sanitation materials	
58.	Construction of 14-seater Aqua-privy toilet at Begoro	
59.	Construction of 14-seater W.C toilet at Osino	
60.	Provision for Zoom lion Ghana Limited for refuse disposal in the district	
61.	Provision for Zoom lion Ghana limited for fumigation	
62.	Construction of 4No. Urinary at Osino lorry ,Ahomahomasu, Ehiamenkyene market and Nsutam	
63.	Preparation of DWST plan	
64.	Manual dislodgement of 10 cake choked toilets	

65.	Leveling off (1) final waste disposal site	
66.	Intensification of supervision/registration of Day Care Centres (DCC)	
67.	Support to persons with disabilities. (PWDs)	
68.	Community education/sensitization on child abuse/child labour/neglect/anti-HIV campaign/family planning/hygiene	
69.	Meeting with LEAP beneficiaries ,sensitization on HIV/family planning/child rights/parental responsibilities	
70.	Identification/registration of street children 10 communities in the district	
71.	Form 20 women's group and train them on simple book keeping and soap making.	
72.	Organize meetings in 30 communities	
73.	Organize education for 70 identifiable groups on importance of SSNIT non formal pension scheme	
74.	Community Sensitization On Issues Of Disability	
75.	Sensitization on child labour and child abuse in 10 communities in the district.	
76.	Procurement of Stationary, fuel and meeting allowances with disabilities	
77.	Prepare Action Plans with communities on self-help projects	
78.	Support for Street Naming and property addressing numbering system	
79.	Construct 120m Concrete U-Drain	
80.	Support for community initiated project	
81.	District education fund	
82.	NALAG Development fund, Dues and diaries	
83.	Preparation of 2014-2017 DMTDP	
84.	Preparation of Monitoring and Evaluation Plan	
85.	Evaluation of pogrammes and projects in the district	
86.	Training of heads and their HRs of decentralized departments on completion of staff performance appraisal forms	
87.	Training of decentralized departments in planning and budgeting	
88.	Sponsorship for staff capacity	

89.	Refresher training for executive committee and statutory sub- committees in their roles, functions and responsibilities	
90.	Educate the masses on the 2015 budget	
91.	Assistance to traditional authorities in the district	
92.	Training of internal audit staff, 3 revenue superintendents and core management staff on computer assisted audit technique	
93.	Purchase of 1-No Toyota Double Cabin pick-up for administration for monitoring and coordination of project and programmes	
94.	Educate the masses on the Assembly's by-laws	
95.	Educate the public on the need to meet their tax obligation	
96.	Educate the masses on the importance of street naming	
97.	Educate the masses to know their status in HIV/AIDS, through testing, counseling and film show.	
98.	Educate the masses on the 2015 Fee Fixing and rate resolution of the District Assembly	
99.	Collaborate with Community Health Nurses to register births	
100.	Liaise with District Assembly to control Cemeteries	
101.	Train urban/town /Area councils members in planning and budgeting, revenue	
102.	Procure office furniture	
103.	Support to zonal, urban, town and area councils	
104.	Purchase of office equipment	

6.5 The pie chart below illustrates the above implemented and not implemented project in the district

	No. of projects	Percentage
Implemented	77	75.9%
Not Implemented	27	24.10%

FIGURE 1.0

