

TARKWA - NSUAEM MUNICIPAL ASSEMBLY



GHANA SHARED GROWTH AND DEVELOPMENT AGENDA II

MEDIUM TERM DEVELOPMENT PLAN (2014 – 2017)

September, 2015

TABLE OF CONTENTS

TABLE OF CONTENTS	ii
LIST OF TABLES	v
LIST OF FIGURES	vi
ANNEXES	vii
LIST OF ACRONYMS	viii
ACKNOWLEDGEMENTS	x
EXECUTIVE SUMMARY	xi
CHAPTER ONE	1
PERFORMANCE REVIEW AND PROFILE	1
1.0 Introduction	1
1.1 Performance under the GSGDA Themes 2010 – 2013	1
1.1.1 Enhancing Competitiveness in Ghana’s Private Sector	1
1.1.2 Accelerated Agriculture Modernization and Sustainable Natural Resource Management	2
1.1.3 Infrastructure, Energy and Human Settlement Development	2
1.1.4 Human Development, Productivity and Employment	3
1.1.5 Transparent and Accountable Governance	3
1.1.6 Performance of Other Interventions from 2010 - 2013	3
1.1.7 Revenue and Expenditure Performance	4
1.2 Key Problems/Issues Encountered during Implementation of the DMTDP	7
1.3 Current Situation or Baseline/Profile	8
1.3.1 Physical and Natural Environment	8
1.3.2 Demographic Characteristics	13
1.3.3 Culture and Ethnic Diversity	14
1.3.4 Tourism	15
1.3.5 Spatial Analysis	16
1.3.6 Economy of the Municipality	19
1.3.7 Energy	24
1.3.8 Communication	25
1.3.9 Vision, Mission, Functions and Governance Issues	25
1.3.10 Social Services	27
1.4 Summary of Key Development Problems, Issues and Gaps	37
1.4.1 Enhancing Competitiveness in Ghana’s Private Sector	37
1.4.2 Accelerated Agric Modernisation and Sustainable Nat Res Management	37

1.4.3	Infrastructure, Energy and Human Settlement Development	38
1.4.4	Human Development, Productivity and Employment	38
1.4.5	Transparent and Accountable Governance	38
CHAPTER TWO		39
PRIORITISATION OF DEVELOPMENT ISSUES		39
2.0	Introduction	39
2.1	Prioritised Key Issues	39
2.2	POCC Analysis	40
CHAPTER THREE		41
DEVELOPMENT GOAL, OBJECTIVES AND STRATEGIES		41
3.0	Introduction	41
3.1	Municipal Development Focus	41
3.2	Municipal Goal	41
3.3	Development Projections for 2014-2017	42
3.4	Relevant Policy Objectives Adopted from the NMTDPF 2014-2017	44
CHAPTER FOUR		49
DEVELOPMENT PROGRAMMES		49
4.0	Introduction	49
4.1	Broad Municipal Development Programmes	49
4.2	Composite Programme of Action	51
4.3	Indicative Financial Plan	52
4.4	Sustainability Analysis	53
CHAPTER FIVE		55
MUNICIPAL ANNUAL ACTION PLAN		55
5.0	Introduction	55
5.1	Annual Action Plan Reflecting Spatial Planning Interventions	55
5.2	Municipal Plan Linked to the Composite Annual Budget	55
5.3	Implementation of Annual Action Plans	55
CHAPTER SIX		56
MONITORING AND EVALUATION ARRANGEMENTS		56
6.0	Introduction	56
6.1	Monitoring and Evaluation Plan for the Municipality	56
6.2	Format for Monitoring and Evaluation	57

CHAPTER SEVEN	58
COMMUNICATION STRATEGY	58
7.0 Introduction	58
7.1 Communication Strategy / Plan	58
7.2 Dissemination of the MTDP and Annual Progress Reports	59
Annexes	61

LIST OF TABLES

Table 1.1 - Summary of Revenue and Expenditure	5
Table 1.2 - Revenue of the Assembly for 2010 - 2013	6
Table 1.3 – Internally Generated Revenue for 2010 - 2013	6
Table 1.4 - Expenditure of the Assembly for 2010 - 2013	6
Table 1.5 - Scalogram of Tarkwa – Nsuaem Municipality	18
Table 1.6 - Yields of Staple Crops in Tarkwa Nsuaem	22
Table 1.7 - School Enrolment in Tarkwa - Nsuaem (2013/2014)	27
Table 1.8 - Health Facilities in the Tarkwa-Nsuaem	30
Table 1.9 - Top Ten Causes of OPD Attendances (2012, 2013)	31
Table 1.10 - Other Diseases (Admissions)	32
Table 1.11 - Immunisation Coverage in Percentage	32
Table 1.12 - Supervised Delivery	32
Table 2.1- Linking Development Issues to GSGDA II Thematic Areas	39
Table 3.1- Projection of School Enrolment from 2014 to 2017	43
Table 3.2 - Projection of School Buildings from 2014 - 2017	43
Table 3.3 - Projection of Teachers’ Accommodation from 2014 - 2017	43
Table 3.4 - Key Issues, Adopted Objectives and Strategies	44
Table 4.1 - Broad Municipal Development Programmes of Tarkwa - Nsuaem	49
Table 4.2 - Cost of Annual Plans	52
Table 4.3 - Expected Revenues in TNMA (2014-2017)	53
Table 4.4 - Variance in Implementation Cost and Expected Revenue	53
Table 4.5 - Scale of Sustainability Test	54

LIST OF FIGURES

Figure 1.1 - Tarkwa - Nsuaem in National Context	8
Figure 1.2 - Settlements in Tarkwa - Nsuaem Municipality	9
Figure 1.3 - Drainage of Tarkwa - Nsuaem	10
Figure 1.4 - Land Uses in Tarkwa - Nsuaem Municipality	11
Figure 1.5 - Soils in Tarkwa - Nsuaem Municipality	12
Figure 1.6 - Religious Characteristics in Tarkwa - Nsuaem	14
Figure 1.7 - Marital Characteristics in Tarkwa - Nsuaem	14
Figure 1.8 - Major Occupation in Tarkwa - Nsuaem	19
Figure 1.9 - Poverty Pockets of Tarkwa - Nsuaem	20
Figure 1.10 - Sources of Lighting in Tarkwa - Nsuaem	24
Figure 1.11 - Sources of Energy for Cooking in Tarkwa - Nsuaem	24
Figure 1.12 - Levels of Education in Tarkwa - Nsuaem	29
Figure 1.13 - Health Facilities in Tarkwa - Nsuaem	31
Figure 1.14 - Population with Access to Potable Water in Tarkwa - Nsuaem	33
Figure 1.15 - Toilet Facilities in Tarkwa - Nsuaem	34
Figure 1.16 - Method of Solid Waste Disposal in Tarkwa - Nsuaem	35
Figure 3.1- Hierarchy of Settlements in Tarkwa - Nsuaem	42

ANNEXES

Annex 1 - Review of 2010 - 2013 Medium Term Development Plan	61
Annex 2 - Tarkwa - Nsuaem Departmental Organogram as adopted from the LGS	65
Annex 3 - POCC of TNMA	66
Annex 4 - Ranked Needs and Aspirations of Zonal/Areas Councils of Tarkwa Nsuaem	71
Annex 5 - Composite Programme of Action (PoA)	72
Annex 6 - Annual Action Plan - 2014	82
Annex 7 - Annual Action Plan - 2015	89
Annex 8 - Annual Action Plan - 2016	97
Annex 9 - Annual Action Plan - 2017	105
Annex 10 - Monitoring Format for Individual Projects	112
Annex 11 - Monthly Monitoring Format	113
Annex 12 - Analyses of Stakeholders in Tarkwa - Nsuaem	114
Annex 13 - Report on Public Hearing	115

LIST OF ACRONYMS

AEAs	-	Agriculture Extension Agents
AAIL	-	AngloGold Ashanti Iduapriem Limited
AIDS	-	Acquired Immune Deficiency Syndrome
CBO	-	Community Based Organization
CSF	-	Capacity Support Fund
CSOs	-	Civil Society Organisations
CUA	-	Credit Union Association
DACF	-	District Assembly Common Fund
DAs	-	District Assemblies
DFR	-	Department Of Feeder Roads
DFR	-	Department of Feeder Roads
DHMT	-	District Health Management Team
DMTDPs	-	District Medium Term Development Plans
DUR	-	Department of Urban Roads
EPA	-	Environmental Protection Agency
FBO	-	Farmer Based Organisations
FBOs	-	Farmer Based Organisations
FC	-	Forestry Commission
GES	-	Ghana Education Service
GES	-	Ghana Education Service
GHS	-	Ghana Health Services
GMC	-	Ghana Manganese Company
GPRTU	-	Ghana Private Road Transport Union
GREL	-	Ghana Rubber Estates Limited
HIV	-	Human Immune – deficiency Virus
HOFA	-	Hope for All Foundation
ICT	-	Information and Communication Technology
ISD	-	Information Services Department
JHS	-	Junior High School
KG	-	Kindergarten
KVIPs	-	Kumasi Ventilated Improved Pits
LED	-	Local Economic Development
LGSS	-	Local Government Service Secretariat

LOGODEP	-	Local Governance and Decentralisation Programme
LPG	-	Liquefied Petroleum Gas
M&E	-	Monitoring and Evaluation
MA	-	Municipal Assembly
MCD	-	Municipal Co-ordinating Director
MDF	-	Mineral Development Fund
MLGRD	-	Ministry of Local Government and Rural Development
MMDAs	-	Metropolitan, Municipal and District Assemblies
MOFA	-	Ministry Of Food and Agriculture
MPCU	-	Municipal Planning and Coordinating Unit
MSME	-	Micro Small Medium Enterprises
MTDP	-	Medium Term Development Plan
MTEF	-	Medium Term Expenditure Framework
NADMO	-	National Disaster Management Organisation
NBSSI	-	National Board for Small Scale Industries
NCCE	-	National Commission for Civic Education
NDPC	-	National Development Planning Commission
NECPAD	-	Network for Community Planning and Development
NGO	-	Non Governmental Organisation
PLWHAS	-	People Living with HIV and AIDS
PoA	-	Programme of Action
POCC	-	Potential, Opportunity, Constraints and Challenges
RCCs	-	Regional Coordinating Councils
SHS	-	Senior High School
SRA	-	Social Responsibility Agreement
SSNIT	-	Social Security and National Insurance Trust
STC	-	State Transport Company
STMIE	-	Science Technology Mathematics and Innovation Education
TNMA	-	Tarkwa - Nsuaem Municipal Assembly
UDG	-	Urban Development Grant
WATSAN	-	Water and Sanitation
WC	-	Water Closet

ACKNOWLEDGEMENTS

The Planning Team's greatest thanks go to the Gracious God for His gift of life, good health, strength, divine wisdom and journey mercies to carry out this exercise.

We wish to express our sincerest gratitude to Hon Mrs. Christina Kobinah, the Municipal Chief Executive and Mr. Peter Kwesi Thompson the Municipal Coordinating Director for leading in the vision to propel the Municipality to another level with the preparation of this plan.

To Assembly Members, Urban and Zonal Council Members, Unit Committees, the Traditional Authorities together with corporate bodies and all other stakeholders who gave us relevant information to get this work done, we are very grateful. To anyone who supported this cause in diverse ways, we say Ayekoo!

The Planning Team comprised;

- | | | |
|--------------------------------|---|--|
| 1. Hon (Mrs) Christina Kobinah | - | Municipal Chief Executive |
| 2. Mr Peter Kwesi Thompson | - | Municipal Coordinating Director |
| 3. Mrs Audrey Smock Amoah | - | Municipal Planning Officer |
| 4. Mr Malcolm Yendaw | - | Assistant Planning Officer |
| 5. Mr. E. A Moses-Mensah | - | Municipal Budget Officer |
| 6. Mr Joseph Kweku Agyei | - | Municipal Finance Officer |
| 7. Mrs Veronica Ama Jackson | - | Municipal Director of Education |
| 8. Mr. Daniel B. Essel | - | Municipal Director of Agriculture |
| 9. Dr Jack Galley | - | Municipal Director of Health |
| 10. Miss Rhoda Gyampoh | - | Municipal Community Dev. Officer |
| 11. Mr Kojo Danquah | - | Municipal Works Engineer |
| 12. Mr Ashmond Baffoe | - | Town Planning Officer |
| 13. Hon Moses Ackah | - | General Assembly Representative |
| 14. Mr. Mike Dzisi | - | Department of Urban Roads |
| 15. Mr Ben Kojo Armah | - | Department of Feeder Roads |
| 16. Mr Samuel Benyarku | - | Internal Auditor |
| 17. Mr Emmanuel Kudor | - | Municipal Environmental Health Officer |
| 18. Mr Ben Appiah-Kubi | - | University of Mines and Technology |

EXECUTIVE SUMMARY

Section 10 sub-section 3 of the Local Government Act 1993, Act 462, gives District Assemblies the right to exercise deliberative, legislative and executive functions. According to the Act, a District Assembly shall be responsible for the overall development of the district and shall ensure the preparation and submission to the National Development Planning Commission (NDPC) through the Regional Coordinating Councils (RCC) for approval the development plan and budget for the district over a medium term.

The Tarkwa-Nsuaem Municipal Assembly therefore formed Plan Preparation team for the Medium Term Development Plan (MTDP) spanning from 2014 through to 2017 and based on the National Policy framework; Ghana Shared Growth and Development Agenda (GSGDA) II, a continuation of the GSGDA which run from 2010 to 2013. The preparation of the MTDP was based on the guidelines provided by the National Development Planning Commission (NDPC).

A thorough review of the plan prepared under GSGDA I was done to determine development gaps in the Municipality. In order that the plan would address the needs of the people, a participatory process was adopted in the preparation. The team comprising officers from diverse backgrounds representing different interests and groups undertook the exercise with stakeholders such as Assembly Members, sub-districts structures, community members, corporate bodies and so forth. To deepen the participatory process further, public hearings were held at the Urban and Zonal Councils in the Municipality after which prioritised needs were derived.

The Planning Team also had interactions with relevant Heads of Departments and other key development partners such as AngloGold Ashanti Iduapriem Mine, Goldfields Ghana Ltd and Ghana Manganese Company. Similar ones were held with agencies namely; Ghana Highways Authority, Electricity Company of Ghana and the Forestry Commission. This was to enable the team know their plans for the Municipality within the planning period in order that effective projections would be made.

In the prioritisation of issues, the following were considered;

1. That, projects should have an impact on a large proportion of the citizenry especially the poor and the vulnerable;
2. That selected projects should meet basic needs;
3. That all activities, projects and programmes would ultimately achieve the national goal, which also aims at achieving the Millennium Development Goals and
4. Finally, that the projects should have significant multiplier effects on the local economy and would also achieve Local Economic Development.

The goal for the Municipality for the planning period is; ***improving the quality of life of the people by reducing poverty and income inequalities through the creation of an enabling environment for accelerated sustainable socio-economic growth and good governance in partnership with the private sector and other stakeholders.***

All the 17 steps as prescribed in the guidelines were followed, namely;

- Step 1 Vision, Mission and Functions
- Step 2 Performance Review
- Step 3 Analysis of Existing Situation / Compilation of Municipal Profile
- Step 4 Local / Community Development Plans/ Harmonization of Needs and Aspirations
- Step 5 Linking Harmonised key development Problems/Issues to NMTDPF
- Step 6 Prioritisation
- Step 7 Selection of Preferred Spatial Development Option
- Step 8 District Development Goal
- Step 9 Adoption of District Objectives and Strategies
- Step 10 Formulation of Development Programmes
- Step 11 Formulation of Composite Programme of Action
- Step 12 Preparation of Indicative Financial Plan
- Step 13 Preparation of Composite Annual Action Plan
- Step 14 Adoption of DMTDP
- Step 15 Implementation of Annual Action Plans
- Step 16 Monitoring and Evaluation.
- Step 17 Development of District Communication Strategy / Plan

A general Public Hearing to adopt the plan was held on 21st August, 2014 at the Municipal Assembly Hall where all relevant stakeholders were invited. See *Annexes 11 and 12* for the list of stakeholders and Public Hearing Report respectively.

The Medium Term Policy Framework has seven themes and the Municipality adopted five of the themes to address the numerous needs and aspirations of the people.

1. Enhancing Competitiveness in Ghana's Private Sector
2. Accelerated Agriculture Modernisation and Sustainable Natural Resource Management
3. Infrastructure, Energy and Human Settlement Development
4. Human Development, Productivity and Employment
5. Transparent and Accountable Governance

The total amount required for implementing the plan from 2014 to 2017 is GH¢53,321,386.50 Out of this amount, 57 percent is expected from internal sources and external 43 percent. It is expected that after implementation, there will be an enhancement of the local economy, improvement in agriculture and management of natural resources as well as improvement in infrastructure, energy and the human settlement. There will also be human resource development reflecting in an improved and quality life, productivity and increased employment in a more transparent and accountable environment. These amounts have been allocated to tackle the key development issues in the municipality which include the following;

- Inadequate market facilities
- Inadequate agro-processing
- Deforestation and environmental pollution
- Poor road network and condition
- Ineffective land use planning and implementation
- Poor refuse management and poor supply of potable water
- Limited access to health and education facilities
- Limited information on governance issues
- Inadequate internally generated revenue

The plan has been structured into seven chapters. Chapter One is on performance review, district profile, current situation and ends with a summary of key development problems, gaps and issues identified in the current situation. Chapter Two is on prioritisation of development issues. This is followed by Chapter Three which focuses on the Municipality's development goal and objectives and strategies to achieve them. Chapter Four is on the development programmes while the fifth chapter is on the annual action plans. The sixth chapter concentrates on Monitoring and Evaluation arrangements. Finally, the seventh chapter is on communication strategies.

CHAPTER ONE

PERFORMANCE REVIEW AND PROFILE

1.0 Introduction

This chapter focuses on the performance in implementing programmes and projects under the GSGDA themes between 2010 and 2013 as well as other interventions. It also presents a detailed current situation of the Tarkwa-Nsuaem Municipality. It ends with a summary of the key development problems emanating from the situational analysis reflecting spatial dimensions of the profile.

1.1 Performance under the GSGDA Themes 2010 – 2013

The development goal of the Municipality for the 2010 to 2013 planning period was; “improving the standard of living of the people by reducing poverty and income inequalities through the creation of accelerated and sustainable socio-economic growth and good governance in partnership with the private sector”. A number of projects, policies and programmes were therefore implemented during the period from the MTDP based on the Ghana Shared Growth and Development (GSGDA I).

The development projects, programmes and activities have been categorised according to five out of the seven thematic areas. These are; Enhancing Competitiveness in Ghana’s Private Sector, Accelerated Agriculture Modernization and Sustainable Natural Resource Management, Infrastructure, Energy and Human Settlement Development, Human Development, Productivity and Employment as well as Transparent and Accountable Governance. Efforts were made to ensure that every Area Council had a fair share of the interventions.

1.1.1 Enhancing Competitiveness in Ghana’s Private Sector

The focus of this theme for the Municipality was to increase market facilities and the development of tourist sites. The performance of the Municipality under this was moderate as four out of eight projects earmarked for implementation were fully implemented. Implementation of three projects under the same theme is also ongoing.

In the area of market facilities, the Construction of 2 No. 20 Market Sheds for Simpa has been fully completed and in use while that of Dompim is ongoing. The plan to construct 30 market stores in Tarkwa was not implemented. Again planned activities to rehabilitate markets in various locations are ongoing. Under tourism development, the Forestry Division collaborated with the Municipal Assembly to identify potential tourist sites for development. As a result, the Municipal Assembly has built a database on the potential tourist sites in the Municipality.

1.1.2 Accelerated Agriculture Modernization and Sustainable Natural Resource Management

The objectives of this theme was the improvement of agro processing development, the promotion of aqua culture in the Municipality, the reduction of water pollution and improvement in farmers' income levels as well as increase in their access to credit facilities. In terms of performance, the Municipality was able to implement 10 out of fifteen projects earmarked for implementation under this theme. The implementation of five projects is ongoing.

Towards improving agro processing development, machines were installed for agro processing groups within the Municipality. The formation and training of agro processing groups is a routine activity. In the area of aqua culture, fish ponds were constructed and 15 fish farmers in the municipality were trained. In the area of support to farmers, the Assembly organised farmers' day every year during the planned period. The Ministry of Food and Agriculture (MOFA) also organized and assisted 50 farmer groups to access credit from various financial institutions for farming purposes. Other projects like the provision of extension services to farmers, linkage of farmers to agro processing centers and the promotion of the production of income generating crops are also ongoing.

1.1.3 Infrastructure, Energy and Human Settlement Development

The focus of this theme was to improve infrastructure delivery and settlement planning in the Municipality. Specific projects were to improve access to electricity, improve road network and conditions as well as to promote ICT. Others included projects geared towards improving settlement planning and drainage systems. In terms of performance, the municipality fully implemented five projects out of 34. Again, five other projects were not implemented while the implementation of the remaining 24 are ongoing.

Electricity was extended to 20 communities in the municipality under the rural electrification project. The provision of street lights from Ahwitieso to Liebberr is ongoing. Plans to construct 20 kilometer and to rehabilitate 30 kilometer roads as well as Tarkwa township roads including pothole patching are all ongoing.

In the area of Water and Sanitation, the construction of boreholes in various communities of the Municipality as well as the construction of small town water system in Nsuaem is ongoing. The period also saw the formation and training of water and sanitation (WATSAN) committees in all beneficiary communities. Among the fully implemented activities are; the purchase of a refuse truck, purchase of cesspit emptier and the construction of aqua privy toilet at Brahabome. Toilet facilities were also constructed at Bogoso Junction for garages and Tamso Compound.

In terms of settlement planning, the preparation of planning schemes for selected areas and the enforcement of bye-laws regarding planning are ongoing. A site was also cleared and filled at

Essamang Kakraba for the relocation of wood sellers at Kawerekwanano. A storm drain near Tarkwa Secondary School among others was desilted within the planned period. The construction of u-drains within the Tarkwa Township is also ongoing.

1.1.4 Human Development, Productivity and Employment

The Municipality performed well in the implementation of projects and programmes under Human Development, Productivity and Employment. Out of the 39 projects and programmes that were earmarked for implementation, 33 projects representing 84 percent were implemented. Out of the 33 projects, 15 were fully implemented and 18 ongoing. Most of the ongoing projects are school infrastructure.

For the health sub-sector, a CHPs compound was constructed at Esuoso as part of efforts of providing health facilities in selected communities. One health center was also rehabilitated in Nyanso-Nkran. Other implemented projects include the provision and supply of insecticide treated nets to households in the Municipality. AngloGold Ashanti in collaboration with Municipal Health Directorate embarked on residual wall spraying project in selected communities as part of efforts to reduce the incidence of malaria in the communities.

In the area of HIV/AIDs, the Municipal AIDs Committee embarked on a number of sensitisation programmes on the need for behavioural change. Among the ongoing projects are; intensification campaign on the use of condoms, public education on accommodation of people living with HIV/ AIDs (PLWHAS).

Regarding support for women and the vulnerable, the formation and provision of skill training for women groups and People with Disability (PWDs) is ongoing. The Assembly also provided start – up capital for registered PWDs under the disability fund initiative and supported five girls in skills development in male dominated jobs.

1.1.5 Transparent and Accountable Governance

Out of twenty-five activities earmarked for implementation under this theme, 18 representing 72 percent were fully implemented. These were mostly non-physical projects such as empowerment of women and PWDs, programmes to improve participation of the sub-structures as well as public involvement in decision making.

1.1.6 Performance of Other Interventions from 2010 - 2013

The under listed interventions were not captured in the Medium Term Development Plan but were implemented by the Assembly during the plan period. An example is the Ghana Youth Employment and Entrepreneurial Development Programme (GYEEDA) which was introduced by government to empower youth in areas of employment where the Municipality had comparative advantage. In effect,

311 youth were enrolled in modules of Sanitation and Waste Management, Health and Community Protection. However the mid 2013 saw the suspension of the modules nationwide on the directives of the Government of Ghana. The programme is currently undergoing restructuring.

Other programmes not captured in the MTDP are the National Health Insurance Scheme and the School Feeding Programme which is ongoing in the Municipality. Under National Health Insurance Scheme (NHIS), a total of 54 percent of the population had registered. The School Feeding Programme is being implemented in 18 schools.

The Rural Enterprise Project (REP) was migrated into a Programme in September 2011. The project is aimed at assisting the rural poor in off-farm activities. These include apprenticeship training among others. Several individuals and groups have received various trainings in soap making, batik tie and dye making, palm oil production and so forth. At the moment, these programmes are implemented by the National Board for Small Scale Industries (NBSSI). In 2011, the programme trained 105 youth, while in 2012 it trained 117. In 2013 however, it trained 80 but the target for 2014 is 620 due to the expansion of the REP.

The Municipality had several interventions from development partners within the planning period. These included Goldfields Ghana Limited who through its Foundation addressed the needs of the communities within its catchment area. AngloGold Ashanti Iduapriem Mine with the establishment of the Trust Fund executed a number of projects. Golden Star Wassa Mine Limited and Ghana Manganese Company Limited also support communities in their operational area. These supports include educational, health, roads, water and sanitation as well as support to farmers and other skills development programmes. They also offer scholarship schemes to students at all levels within the catchment area. *Annex 1* shows all projects including cross cutting interventions like green economy and climate change issues implemented between 2010 and 2013.

1.1.7 Revenue and Expenditure Performance

In the area of revenue generation, funds were received from various sources for the implementation of projects in order that targets set would be met. Table 1.2 shows the sources and the amounts received from 2010 to 2013. It shows the targeted amounts and the actual revenue received in Ghana Cedis.

The sources are the District Assembly Common Fund (DACF), The District Development Facility (DDF), the Urban Development Grant (UDG), the Minerals Development Fund, the Internally Generated Funds (IGF), and Donor Grants. Here, the Donor Grants include the Ghana AIDS Commission for the implementation of HIV and AIDS Programmes. The remaining one is the Member of Parliament's Common Fund. As regards the UDG, it was introduced in 2012 after the

Assembly qualified in an assessment. Table 1.3 shows yearly Internally Generated Revenue (IGR) targets and actual revenue accrued from 2010 to 2013.

In terms of expenditure, disbursement of funds was made largely in accordance with to budgetary provisions. The deviations from the budget were very few and far between. Table 1.4 shows the various items on which disbursement was done. These are Administrative, Services and Investment and Miscellaneous.

The Summary of the revenues and expenditure can be found in Table 1.1, while the details can be found in Tables 1.2 and 1.3.

Table 1.1 - Summary of Revenue and Expenditure

Year	Revenue GHC	Expenditure GHC
2010	4,533,000.37	4,454,366.69
2011	5,116,309.52	5,232,690.77
2012	6,365,034.09	6,434,532.38
2013	4,057,469.79	3,462,747.29
Total	20,071,813.77	19,584,337.13

Source: MPCU - TNMA, 2014

Table 1.2 - Revenue of the Assembly for 2010 - 2013

SOURCE	2010		2011		2012		2013	
	Target	Actual	Target	Actual	Target	Actual	Target	Actual
DACF	1,814,212.47	1,032,168.08	2,062,099.78	1,214,549.86	2,562,099.78	807,440.72	821,829.00	625,629.00
IGF	2,047,005.00	2,457,331.43	2,920,419.00	2,509,905.05	3,072,285.00	4,329,422.47	3,077,850.00	1,568,643.52
HIPC <small>(Through the MP)</small>	-	-	-	-	-	25,000.00	-	-
GOG Grants	200,000.00	430,898.78	500,000.00	234,018.17	500,000.00	316,375.11	682,398.00	28,280.08
Donor Grants	111,505.00	563,521.12	723,300.00	1,166,480.35	790,000.00	402,850.55	2,196,616.73	1,060,493.30
DDF	-	54,975.18	650,000.00	-	-	275,153.62	-	364,366.08
UDG	-	-	-	-	-	275,153.62	-	270,165.73
CSF	-	-	-	-	-	-	-	82,400.00
Total Revenue	4,160,717.47	4,533,000.37	6,852,518.78	5,116,309.52	6,924,384.78	6,365,034.09	6,782,693.73	4,057,469.79

Table 1.3 – Internally Generated Revenue for 2010 - 2013

SOURCE	2010		2011		2012		2013	
	Target	Actual	Target	Actual	Target	Actual	Target	Actual
Rates	620,800.00	515,275.95	678,000.00	645,381.64	701,200.00	724,526.08	881,500.00	847,506.83
Lands	1,010,000.00	1,495,656.00	1,620,000.00	1,230,329.00	1,730,000.00	2,908,177.65	1,553,600.00	113,163.00
Fees & Fines	116,420.00	118,288.26	124,000.00	122,667.82	134,500.00	141,502.00	162,700.00	165,367.00
Licenses	264,700.00	290,762.00	451,285.00	469,110.68	452,285.00	412,721.00	464,050.00	430,978.87
Rents	23,080.00	31,455.00	40,834.00	33,772.00	43,900.00	33,181.00	16,000.00	11,627.82
Miscellaneous	12,000.00	5,624.66	6,000.00	8,643.87	10,000.00	42,952.74	-	-
Total	2,047,005.00	2,457,331.43	2,920,419.00	2,509,905.05	3,072,285.00	4,329,422.47	3,077,850.00	1,568,643.52

Table 1.4 - Expenditure of the Assembly for 2010 - 2013

ITEM	2010		2011		2012		2013	
	Target	Actual	Target	Actual	Target	Actual	Target	Actual
Administration	762,000.00	878,625.97	1,071,500.00	896,528.77	1,275,000.00	1,321,464.07	1,623,000.00	1,339,890.42
Service	165,700.00	124,860.29	191,000.00	258,780.07	575,500.00	706,456.83	480,600.00	347,633.90
Investment	2,342,382.79	3,040,565.81	3,605,849.78	1,631,987.12	3,996,463.77	4,292,704.88	4,050,802.08	1,669,070.84
Special Projects	-	-	-	1,960,352.24	-	-	-	-
Miscellaneous	271,000.00	410,314.62	430,200.00	485,042.57	111,2000.00	113,906.60	175,000.0	106,152.13
Total	3,541,082.79	4,454,366.69	5,298,549.78	5,232,690.77	5,958,163.77	6,434,532.38	6,329,402.08	3,462,747.29

Source: Municipal Finance Department – TNMA, 2014

1.2 Key Problems/Issues Encountered during Implementation of the DMTDP

The planning period saw the implementation of a number of programmes and projects covering almost all the sectors of the economy, yet the skewed nature of development and concentration in Tarkwa, the capital still exist. The structure of the Municipal Economy has not changed much.

In the area of revenue generation, the bulk of monies received still come from Tarkwa, because of the concentration of most commercial activities especially banking. All the two major gold mining companies are in Tarkwa, with the only manganese mining company in Nsuta. The enormity of the Municipalities problems makes it difficult to attain the needed growth and change. The outlook of the Municipality physically in terms of the built up environment in the smaller communities have not changed much within the period.

The following are some of the challenges in implementation which have provided lessons to improve implementation in the next planning period. The absence of the Mineral Development Fund for two years stalled the Assembly's effort to develop. The Assembly relies heavily on the District Assemblies' Common Fund (DACF) for most of her capital projects which were identified as felt needs but the irregularity of flow and the heavy deduction of the DACF at source made it difficult to implement the planned activities. There were inadequate funds to execute projects which led to delays of some projects.

Closely related to this are the over ambitious targets set in the plan. The inability of the Assembly to adequately project her IGF was a major setback to implementation. This was coupled with the inadequate revenue collectors and inadequate market structures.

The politicisation of issues was a serious setback in implementation coupled with the poor commitment of stakeholders and apathy. Finally, there was poor communication and coordination among development actors thus increasing waste of limited resources with duplication of development efforts. Communal spirit and Citizen's participation especially in the bigger communities is gradually waning. The Assembly would relate projects with expected revenue and also conduct adequate participatory monitoring and evaluation. Again, the Assembly would step up efforts in the recruitment of revenue collectors.

1.3 Current Situation or Baseline/Profile

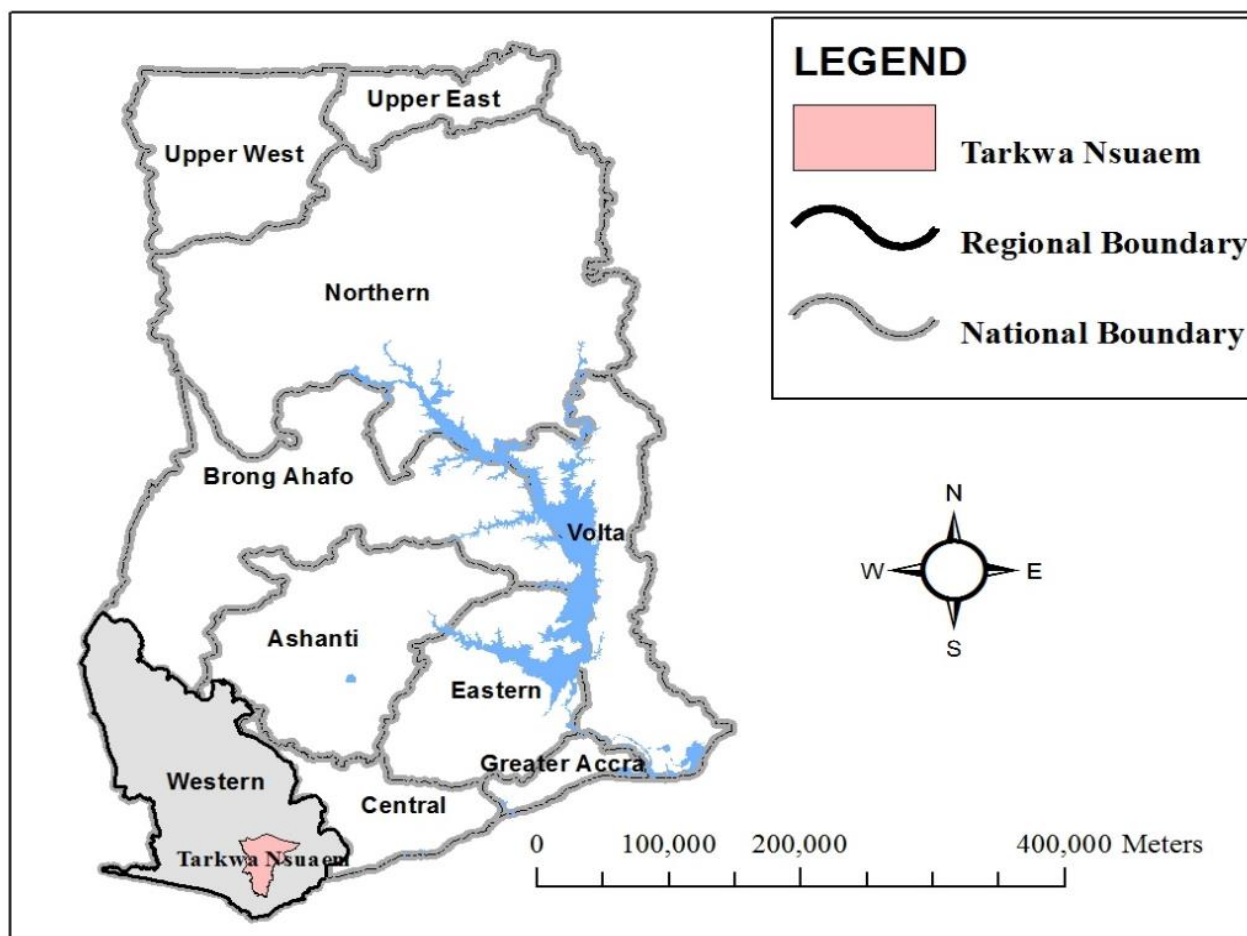
1.3.1 Physical and Natural Environment

i) Location and Size

The Tarkwa-Nsuaem Municipality is one of the 22 administrative MMDAs in the Western Region of Ghana. It is located between Latitude 4⁰'N and 5⁰'N and Longitude 1⁰'W and 2⁰'W and shares boundaries with Prestea Huni-Valley District to the north, Nzema East District to the West, Ahanta West District to the South and Mpohor District to the East. The Municipality has a total land area of 978.26 sq. Km. Figure 1.1 shows the location of the Municipality in the National and Regional context. Figure 1.2, is the map of the Municipality showing the settlements and other features.

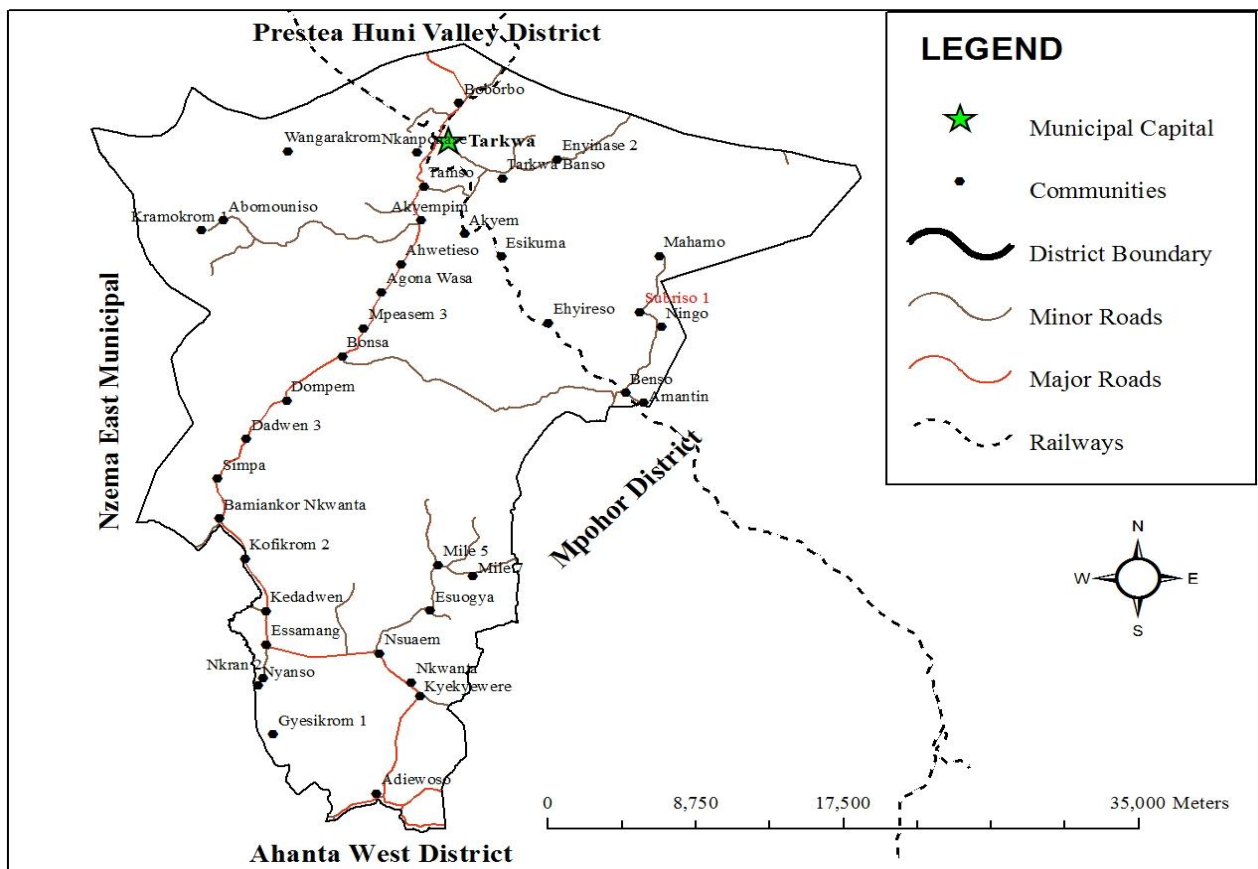
The Municipality, in terms of trade, is strategically located since it is able to transact business with all the four other districts it shares boundaries with. Its location makes transportation of goods and services to and from the Municipality easy, encouraging inter district trade, thus boosting economic activities.

Figure 1.1 - Tarkwa – Nsuaem in National Context



Source: MPCU – TNMA, 2013

Figure 1.2 - Settlements in Tarkwa – Nsuaem Municipality



Source: MPCU – TNMA, 2013

ii) Climate

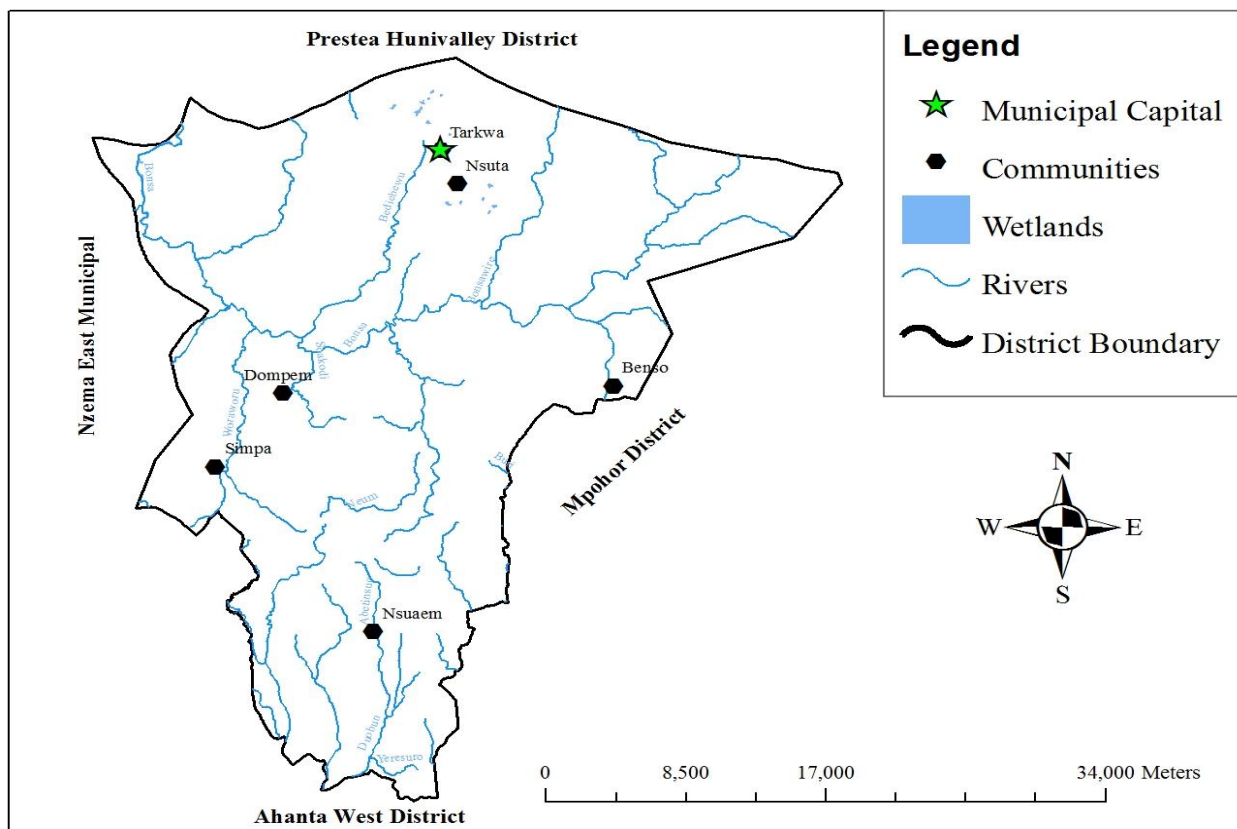
The Municipality lies within the South-Western Equatorial Zone. It therefore has fairly uniform temperature, ranging between 26⁰C in August and 30⁰C in March. Sunshine duration for most part of the year averages seven hours per day. Relative humidity is generally high throughout the year between 70 to 80 percent in the dry season and 75 to 80 percent in the wet season.

iii) Relief and Drainage

The Tarkwa-Nsuaem Municipality experiences one of the highest rainfall patterns in Ghana. It has a mean annual rainfall of 187.83mm with a double maximum rainfall starting from March to September as the main rainfall season and October to February as the dry season. The Bonsa and its tributaries including Buri, Anoni, Sumin and Ayiasu depict a dendritic pattern. Figure 1.4 shows the drainage of the Municipality. The relief and drainage of the area can support the easy construction of dams, boreholes, pipe borne water and other water sources. This has an important effect on the environment in creating watersheds, large expanses of stagnant water bodies, deep trenches and gullies as well as leaching of soil nutrient. There is however, lots of ground water for borehole construction.

The high precipitation experienced in the Municipality supports plant growth without irrigation. Rain water becomes the main water source for agricultural activities which continues all throughout the year. The Municipality has a high potential to increase output from the agricultural sector if the other factors of production such as capital were made available. Materials like iron in the area pollute underground water.

Figure 1.3 - Drainage of Tarkwa – Nsuaem

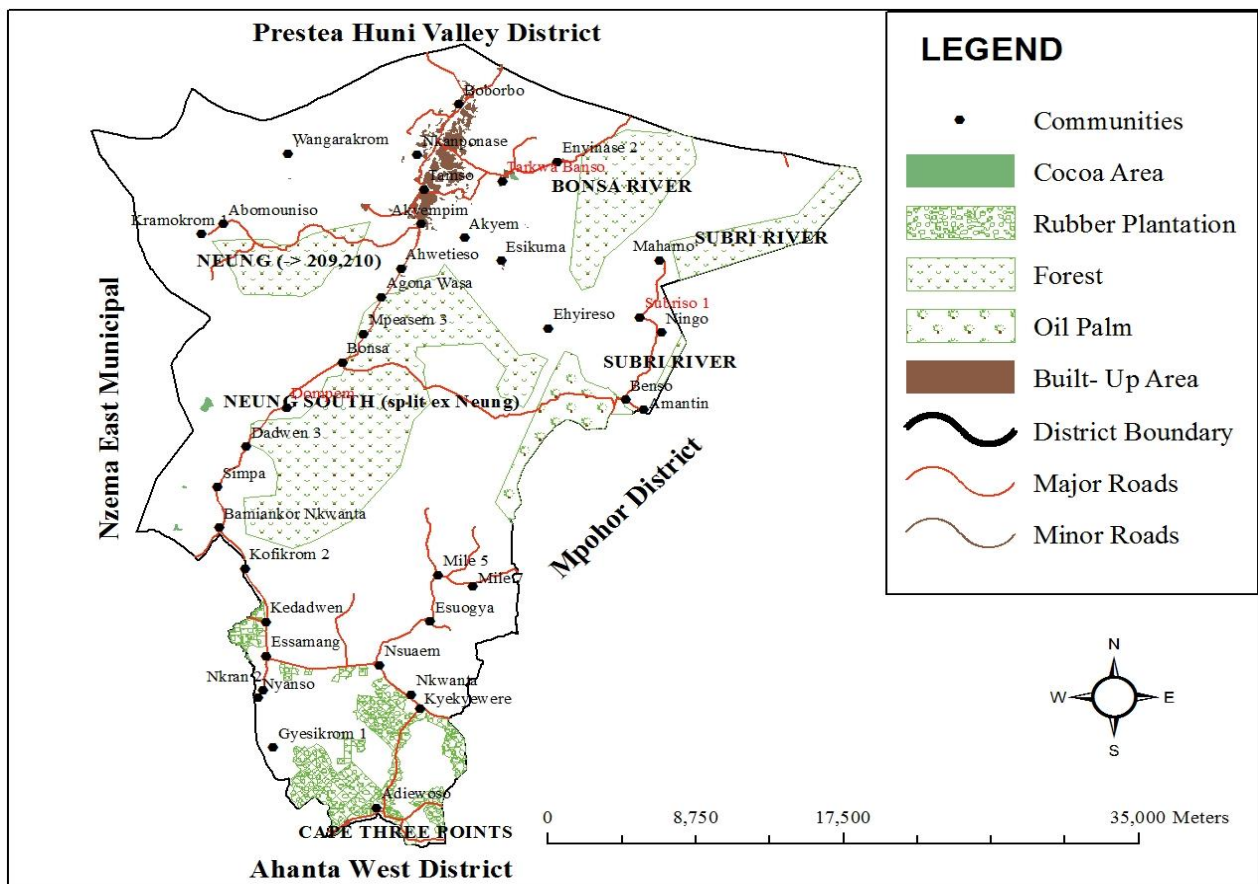


Source: MPCU – TNMA, 2013

iv) Vegetation

The Municipality falls within the rainfall belt thus giving it the “green” physical outlook. The Municipality can boast of about 440.15 km² Forest Reserves comprising the Bonsa Reserve (209.79km²), Ekumfi Reserve (72.52km²) and Neung Reserve (157.84Km²) as well as other off-reserves with the height of trees ranging between 15 and 40 meters high with wide crowns. Figure 1.5 shows the forest reserves of the Municipality. The forest is full of climbers and lianas, which are able to reach into the upper tree layer. Economic trees in the Municipality’s forest include Mahogany, Wawa, Odum and Sapele. In recent years, most part of the rich forest has been reduced to secondary forest through increased human activities such as excessive open cast mining, farming and indiscriminate lumbering. The rapid increase in these human activities is gradually depleting the economic value of the vegetation which is affecting the sustainability of the green vegetation and contributing to climate change.

Figure 1.4 - Land Uses in Tarkwa – Nsuaem Municipality



Source: MPCU – TNMA, 2013

v) Soil, Geology and Minerals

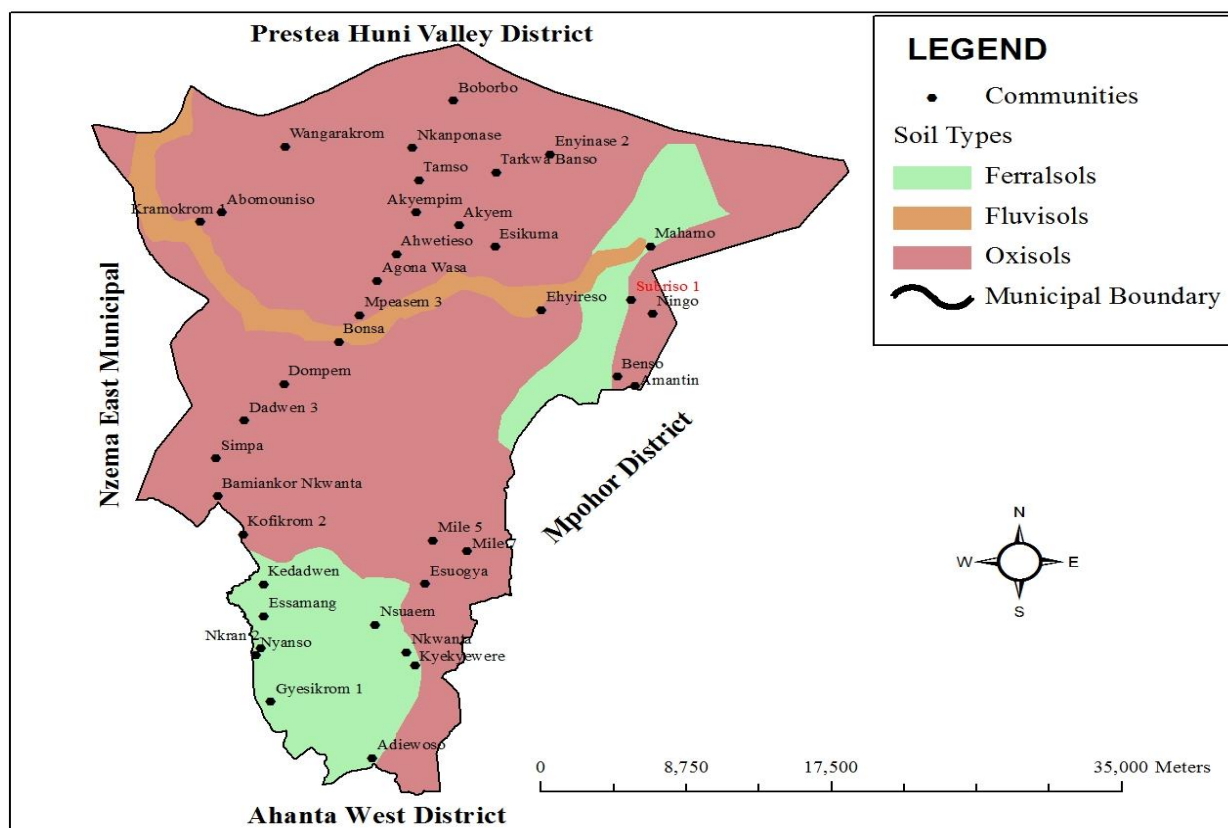
The relief of the Municipality falls within the forest dissected plateaus physiographic region. Pre-cambrian rocks of Birimian and Tarkwaian formations underlie the forest-dissected plateau. The land rises from about 240 meters to about 300 meters above sea level. The area is generally undulating with few scarps ranging between 150 meters and 300 meters above sea level.

The soil type is mainly Oxisols containing at all depths not less than 10 percent weathered minerals. Soils are mostly deep, open and acidic in nature due to the heavy leaching of base from the above soil layers caused by high rainfall, humidity and temperature. The acidic nature reduces availability of soil phosphorus, calcium and magnesium, but generally, levels are acceptable for good plant growth, hence the extensive cultivation of cassava, maize, plantain, rubber, cocoa and oil palm among others.

The geological formations in the Municipality are mostly the Birimian and Tarkwaian rocks. Economically, the Birimian rocks are regarded as the most important formations due to its mineral potentials. Due to the geological formation of the Municipality, there is the existence of mineral components. These minerals include Gold and Manganese. For this reason, many mining activities have sprung up in the Municipality creating employment for several people and reducing the

economic hardships of the people in the Municipality. On the other hand, the increasing number of mining activities in the Municipality is gradually degrading the forest and polluting water bodies which pose threats on the environment. Figure 1.6 shows the soils in the Municipality.

Figure 1.5 - Soils in Tarkwa Nsuaem Municipality



Source: MPCU – TNMA, 2013

vi) The Natural and Built Environment

The natural environment was serene some years back but now the situation is different. The activities of the mining companies in the Municipality pose a lot of threat to the natural environment. The mining activities of both the mining companies and illegal miners degrade the natural environment and destroy the ecosystem especially the open cast method has a devastating effect on the environment. Through this method, hills are graded down, vegetative covers of the soils are stripped and deep excavations are made by taking the mineral laden soils. Inadequate toilet facilities in many settlements results in people defecating in nearby bushes polluting the air and other water bodies.

Seepage of chemicals into underground water is a potential hazard from the mining and other industrial establishments to the natural environment. Thus, water sources like streams and rivers are polluted. Mining activities also generate air pollution that constitutes a potential public health hazard in the Municipality. There has been evidence of dust pollution which has led to the prevalence of related diseases like skin irritation, chest and lung infections. The built environment in the Municipality leaves much to be desired. Building regulations are not adhered to thus posing serious

consequences for the land use pattern. Until recently, over 70 percent of developers were using poor quality building materials thus affecting housing quality. Gutters are choked with garbage, creating stagnant water which breeds mosquitoes and the result is the high incidence of malaria. Erosion is widespread in most communities in the Municipality due to poor drainage systems, inadequate settlement planning, and landscaping among others. The foundations of some houses are exposed, leading to hanging houses making them unsafe for habitation.

vii) Land Tenure Systems

Lands in the Municipality are predominantly owned by traditional authorities. There are pockets of state lands. Forms of holdings within the Municipality include common grazing rights, private residential and agricultural holdings, and state ownership of forests reserves. The right to sell and lease land for developmental activities is in the hands of the chiefs and people. The Abunu and Abusa tenancy systems are also in existence when it comes to farming.

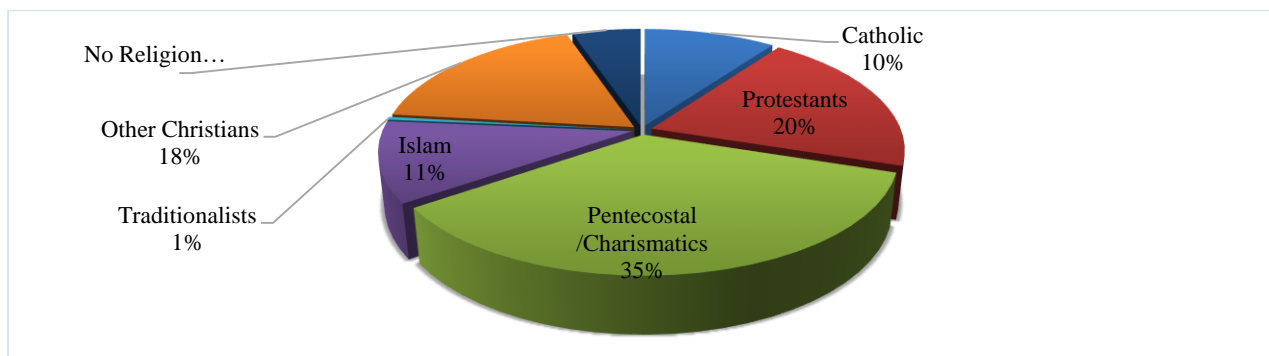
1.3.2 Demographic Characteristics

According to the 2000 Population and Housing Census, the total population of the then Wassa-West District was 232,699 which comprise 49.2 percent female and 50.8 percent male. Wassa-West district was split into two namely Tarkwa-Nsuaem Municipality and Prestea- Huni-Valley District. The population of Tarkwa-Nsuaem Municipality in 2000 was 105,608. Using the growth rate of 3.0 percent, this is estimated to be 145,410 in 2010 and 155,981 in 2013. The population is estimated to increase to 160,731 in 2014, 165,626 in 2015, 170,670 in 2016 and 175,868 in 2017 respectively. These notwithstanding, the 2010 population census presented the Municipality's population as 90,477, a figure far less than that of the bio-metric voter population of 98,879 which covers residents 18 years and above in 2012. The Municipality therefore finds the projected figure more reliable for planning purposes. The sex ratio according is 106.5 percent while the population density stands at 159.9 persons /square km.

The Municipality has a very good proportion of the working age group that is 15-64years. The dependency ratio is a low 83.1 percent meaning less pressure on persons who take care of their dependants. The Economically active population is 68 percent with 63 percent employed and 5 percent unemployed. The remaining 32 percent who are economically inactive are homemakers, students, too old or young to work, pensioners or disabled.

There is the existence of variety of religions in the Municipality as shown in Figure 1.6. There are Pentecostals and charismatics constituting 35 percent while 5.2 percent have no religion. Islam represents 11 percent of the population of the Municipality.

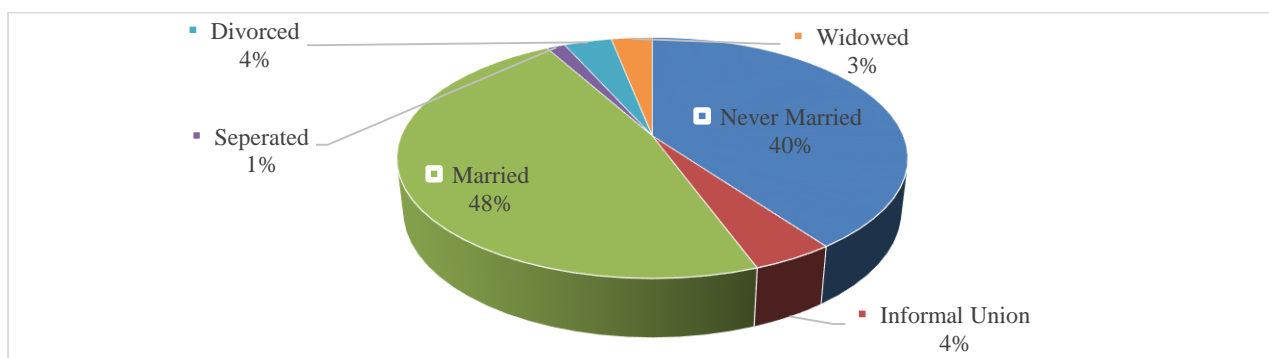
Figure 1.6 - Religious Characteristics in Tarkwa-Nsuaem



Source: MPCU – TNMA, 2014

The marital characteristics were also analysed and those above 12 years were considered. Figure 1.7 shows the distribution. Among the widowed, who represent 3.1 percent, the sex aggregated data shows that 5.4 percent are female and 1.1 male; leaving the upkeep of the family on the women.

Figure 1.7 - Marital Characteristics in Tarkwa-Nsuaem



Source: MPCU – TNMA, 2014

The household composition of the people of Tarkwa-Nsuaem is not different from that of the traditional Ghanaian household. For instance, in 2000 the Municipality had 23,589 households. Every household on average household size is 4.2. Tarkwa-Nsuaem Municipal has 15,828 houses. Although there has been a considerable level of migration in the Municipality, majority of the enumerated population are indigenes or non-migrants. In general, the migration system in this Municipal is mainly on mining and other social services which attract people into it.

1.3.3 Culture and Ethnic Diversity

The people of Tarkwa–Nsuaem Municipality are indigenously Wassaws. Benso is the traditional capital where the Black Stool of the Omanhene is situated. However, Tarkwa serves as the Administrative Centre of the Traditional Council. In the Wassa Fiase traditional set up, the Omanhene (Paramount Chief) is at the top of the chieftancy hierarchy. He is supported internally by both the Queen Mother and the Abusuapanyin (the Head of the “Asamankama” Royal family). Directly under

the Omanhene is the “Adontenhene” who serves as the Tufuhene (Adviser to the Omanhene), The “Nifahene “(Right Wing Chief) and the “Benkumhene” (Left Wing Chief). These three chiefs put together forms what is known as the “Nkukusa”- the three Big Stools. In all, there are 39 Divisional Chiefs serving under the Omanhene. Under the Divisional Chiefs are other sub –chiefs (Odikros). The sub –chiefs are directly accountable to the Divisional Chiefs who in turn owe allegiance to the Omanhene. It should be noted that, at the Wassa Fiase Traditional Council, the Divisional Chiefs serve under two main Divisions, namely, the “Gyase” and Asamanfo. Twenty –one chiefs belong to the Gyase Division while the remaining eighteen serve under the Asamanfo Division. Another thing worthy of mention is that, the Wassa Fiase Traditional Area shares common boundaries with eight other traditional areas. They are: Amenfiman, Denkyira, Twifu, Ebirim, Komenda, Lower Axim, Achantaman and Mpohor.

The situation of communal spirit in the municipality is waning making it very difficult to get the expected number of people to participate in communal labour. The people of Tarkwa –Nsuaem (Wassaws) do not have on record any negative practices that measures up to the level of “Trokosi” and others that have been publicly denounced. However, practices such as Child Labour which can aptly be described as either a national or continental problem persists in the Municipality, especially in the “galamsey” operating communities.

History has it that, formerly some of the big communities in the Municipality such as Benso, Nsuaem, Simpa, Dompim and Esusu were celebrating annual festivals which served as rallying points for the mobilization of the people for development purposes. These communities were celebrating the “Odwira,” “Akpa” and “Apataho” festival but have become defunct .Of all these communities, it is only Dompim that until recently was celebrating the “Akpa” festival. Meanwhile, the Wassa Fiase Traditional Council intends instituting a festival known as” Adidie” to be celebrated annually.

1.3.4 Tourism

Tarkwa-Nsuaem Municipality has not done much in the area of tourism which could be a niche of development of the area in terms of alternative source of employment aside farming and mining and consequently revenue generation. The Municipality can boast of tourism potentials such as rich forest reserves, historic spots, rich culture, and colonial mining sites.

The first is the Bonsayirika Sacred Grove which is an island of about 4.5 kilometres square on the Bonsa River near Dompim. On this island sits a sacred grove of hut - like rock formation of which the chief of Dompim is the custodian. There are also rocks of various shapes and types and wild animal species such as reptiles, monkeys, antelopes etc. The mystery surrounding this sacred grove is that, pictures taken on the island are very difficult to develop.

The next is the Kobriko Sacred Grove. This is a natural pond situated at Tetrem near Nsuaem. It is believed that people who go near the pond wearing any kind of foot-wear usually fall down. This means that, whoever visits the place should be bare - footed. Additionally, the water in the pond is colourless (crystal clear). The mystery surrounding this pond is that, besides it are trees on which perches some black coloured birds. These birds quickly dive and pick leaves which fall from any of the trees into the pond hence, hence upon visit; one hardly finds even a piece of leaf on the surface of the pond.

There is also Lake Abribre which is situated at Tarkwa-Banso, about 10 minutes' drive from Tarkwa, developed as a result of mining activities by the Ghana Manganese Company in Nsuta. This site could be developed to derive its full potential due to its serene atmosphere. There are also some big rock formations at both Nyanso-Nkran and Simpa. The forest reserves in the Municipality are attractions in themselves.

The Municipality has a lot of cultural values which have not been developed. Formerly, the people were celebrating annual festivals such as “Odwira”, “Akpa” and “Apataho”. Unfortunately, all these festivals have become defunct. It is high time such festivals got revived. Again, handicrafts such as pottery, sculptured pieces, beads, basketry and other cane products which have both cultural and tourism values abound in the area.

The place of Tarkwa –Nsuaem in the history of mining in Ghana cannot be over emphasised. Even long before the Geological Survey Department was established in Ghana in 1913, there were underground gold mines operating in Tarkwa and Nsuaem (Kenyankaw mine). Before the Europeans from Portugal and Britain arrived in the Gold Coast between 1453 and 1633, there was alluvial gold mining and minerals extraction from deep pits. Abandoned pits could be developed for tourism. Tarkwa is also the birth place of Ghana's former President, the late Professor John Evans Atta Mills.

1.3.5 Spatial Analysis

In order that the spatial aspects of the plan could be integrated fully into the MTDP, the spatial dimensions of the Municipality were also analysed. The emphases were population distribution, location and distribution of services, as well as hierarchy of settlements. The scalogram was used to determine the centrality and spatial linkages between the settlements and to examine the nature and distribution of all types of facilities available in the Municipality. This tool is a matrix presentation of the functional structure of settlements by giving an impression about the functions settlements perform in a given area thereby helping in future project allocation for communities. The distribution of services is presented in Table 1.4.

In total, 29 out of the 438 settlements with populations above 1000 were considered together with 36 functions. The most populous was Tarkwa with population 46,836, followed by Nsuaem with a

population of 7,775. The least was Aklika with an estimated population 1,055. With the exception of Tarkwa, the Municipal capital and the peri-urban areas; which are Tamso, Nsuta, New Atuabo, Abonteakoon, and other communities such as Dompim, Simpa and Nsuaem, all the other communities had population figures below 5,000. This implies that a high proportion of the population in the Municipality live in urban areas; thus having a high rural-urban split of 44:56 as against 63:37 for the Nation.

The categorisation of the hierarchy of settlements was based on the centrality index of each settlement, and not merely the number of functions or percentage functions of the settlement. The centrality index or total weighted centrality of a settlement is the summation of the weighted centrality of the services in each settlement. A cut off point was determined to depict the order of settlements. The first order settlement, also known as level one, must have a centrality index or total centrality above 400, level 2 and 3 settlements must have a score of 399 to 300 and 299 to 200 respectively. Level 4 settlements must have score of 199 and 100 and level 5 settlements below 100.

Tarkwa the Municipal capital, with a population of 46,836 emerged as the only level 1 settlement, having 32 out of the 36 functions considered. No settlement qualified to be a second order or level 2. Nsuaem, Dompim and Benso were found to be third order. The fourth order settlements were Nsuta, New Atuabo, Abonteakoon, Tamso, Bankyim, Esuoso and Bonsa. As many as 17 communities emerged as fifth order settlements. These are Simpa, Tarkwa – Banso, Brenuakyim, Nkwanta, Effuanta, Agona Wassa, Kedadwen, Tebrebe, Kyekyewere, Akyempim, Anyinase, Borborbo, Adiewoso, Charliekrom, Esikuma - Bonsawire and Aklika.

An analysis of the spatial economy reveals that the provision of services in the Municipality is inadequate and their distribution too skewed in favour of the capital, Tarkwa. Again, there is an absence of important facilities such as market structures and judicial services and so forth in most communities.

The functional region was drawn using the high access zones with the optimum accessibility. This includes communities like Tarkwa, Tamso, Bogoso Junction, Bankyim, Simpa, Dompim and Nsuaem.

Table 1.5 - Scalogram of Tarkwa – Nsuaem Municipality

	Facilities	Pop. Est. 2013	Pre School	Primary	J.H.S	S.H.S	Public Library	Tech/ Voc	Nursing Training	University	Maternity Home	CHPs Comp.	Comm. Clinic	Health Centre	Hospital	Hand Dug Well	Borehole	Small Town Water	Piped Water Sys	Public Toilet	Refuse Bay	Electricity	LPG Station	Fuel Filling Station	Post Office	Banks/ Insurance	Railways	Lorry Stations	Police Station	Fire Service Station	Court	Agric Ext	Cocoa Warehouse	Market	Processing Fac.	Hospitality	Urban/ Zonal Cou	Assembly	Total No. of Function	Percentage of Func	Total Weighted Cent	Hierarchy Level			
1	Tarkwa	46,837	x	x	x	x	x	x	x	x	x	x	x	x	x	x	x	x	x	x	x	x	x	x	x	x	x	x	x	x	x	x	x	x	x	x	x	x	32	88.9	918	1			
2	Nsuaem	7,775	x	x	x						x			x		x	x			x		x		x	x	x			x			x	x	x	x	x			18	50.0	221	3			
3	Simpa	6,054	x	x	x									x		x	x			x		x		x							x		x		x				12	33.3	83	5			
4	Nsuta	5,829	x	x	x										x	x	x		x	x	x	x					x	x	x		x				x				16	44.4	146	4			
5	Dompim	5,829	x	x	x		x							x		x	x	x		x		x				x				x	x		x		x				16	44.4	221	3			
6	Tarkwa Atuabo	5,816	x	x	x								x			x	x		x	x	x	x		x				x						x	x		x			15	41.7	110	4		
7	Abonteakoon	5,384	x	x	x										x	x	x		x	x	x	x	x					x						x	x					14	38.9	124	4		
8	Tamso	5,354	x	x	x			x						x		x	x		x	x	x	x		x		x								x		x				15	41.7	139	4		
9	Benso	3,755	x	x	x	x		x						x		x	x	x		x		x		x	x	x						x	x		x		x			19	52.8	242	3		
10	Kwabedu	3,002	x	x	x			x								x	x		x	x	x	x							x				x	x			x			14	38.9	111	4		
11	Tarkwa Bansa	2,528	x	x	x											x	x			x		x							x				x	x	x	x	x			13	36.1	80	5		
12	Brenu Akyem	2,515	x	x	x											x	x		x	x		x														x				9	25.0	46	5		
13	Bankyim	2,438	x	x	x	x					x		x			x	x		x	x		x	x						x						x	x	x				16	44.4	172	4	
14	Nkwanta	2,350	x	x	x											x	x			x		x											x			x					9	25.0	38	5	
15	Esuaso	2,346	x	x	x							x				x	x			x		x		x									x	x		x					14	38.9	133	4	
16	Effuanta	2,013	x	x	x										x	x	x		x	x		x													x	x					11	30.6	77	5	
17	Agona Wassa	1,913	x	x	x								x			x	x		x	x		x												x							11	30.6	62	5	
18	Essamang	1,864	x	x	x											x	x			x		x		x																	9	25.0	40	5	
19	Kedadwen	1,762	x	x	x											x	x					x												x	x		x				9	25.0	46	5	
20	Tebrebe	1,739	x	x	x											x	x			x		x												x		x					11	30.6	65	5	
21	Kyegyewere	1,731	x	x	x											x																									4	11.1	14	5	
22	Akyempim	1,541	x	x	x											x	x		x	x	x	x	x																		11	30.6	76	5	
23	Anyinase	1,536	x	x	x											x	x																								5	13.9	18	5	
24	Borborbo	1,383	x	x												x	x		x	x				x																	7	19.4	34	5	
25	Adiewoso	1,320	x	x	x											x	x																				x				6	16.7	24	5	
26	Bonsa	2,365	x	x	x							x				x	x		x	x	x								x	x				x	x	x	x				17	47.2	173	4	
27	Charliekrom	1,149	x	x	x									x		x	x		x	x		x														x	x				14	38.9	98	5	
28	Esikuma-Bonsawire	1,078	x	x	x											x	x			x															x	x		x				12	33.3	75	5
29	Aklika	1,055	x	x	x																																				4	11.1	16	5	
	Communities With Serv		29	29	28	3	2	4	1	1	3	2	6	5	4	28	27	2	14	24	7	24	5	12	2	6	6	13	5	1	1	18	8	11	16	8	7	1							
	Centrality		100	100	100	100	100	100	100	100	100	100	100	100	100	100	100	100	100	100	100	100	100	100	100	100	100	100	100	100	100	100	100	100	100	100	100	100	100						
	Weighted Centrality		3.4	3.4	3.6	33	50	25	100	100	33	50	17	20	25	3.6	3.7	50	7.1	4.2	14	4.2	20	8.3	50	17	17	7.7	20	100	100	5.6	13	9.1	6.3	13	14	100							

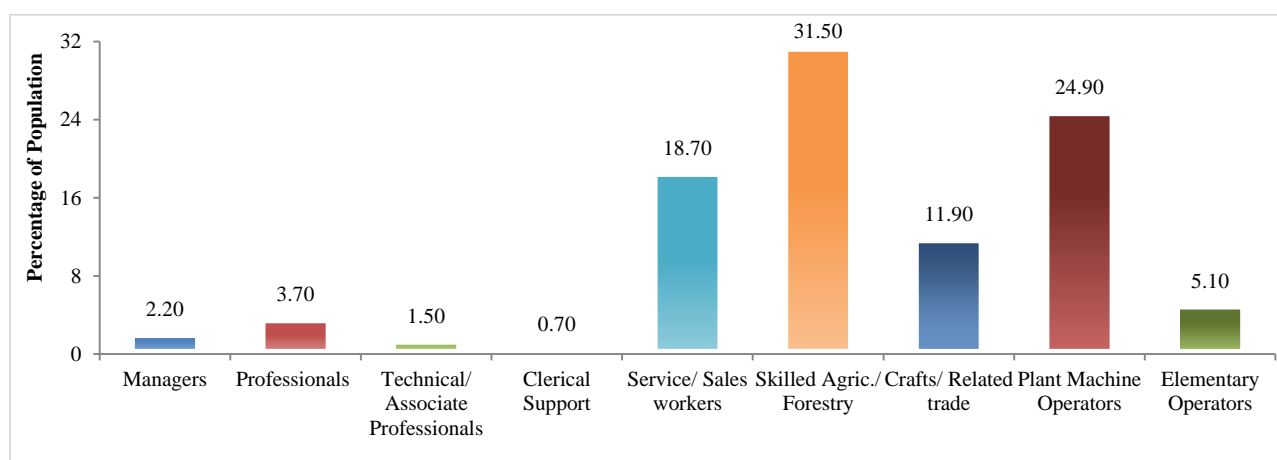
Source: MPCU – TNMA, 2014

1.3.6 Economy of the Municipality

i) Structure of the Economy

According to the 2010 Census, agriculture is the highest employer of the labour force employing 31.5 percent followed by 24.8 percent in plant and machinery operation largely in mining. Those in employment are managers, professionals, clerical support staff; skilled agricultural workers, plant and machine operators among others. Those employed by the government are 3.9 percent with the rest being private sector workers. The vibrant private informal sector underscores the need to create an enabling environment to maximize its contribution to economic activity in the Municipality. Figure 1.8 shows the distribution.

Figure 1.8 - Major Occupation in Tarkwa-Nsuaem



Source: MPCU – TNMA, 2014

ii) Household Income and Expenditure

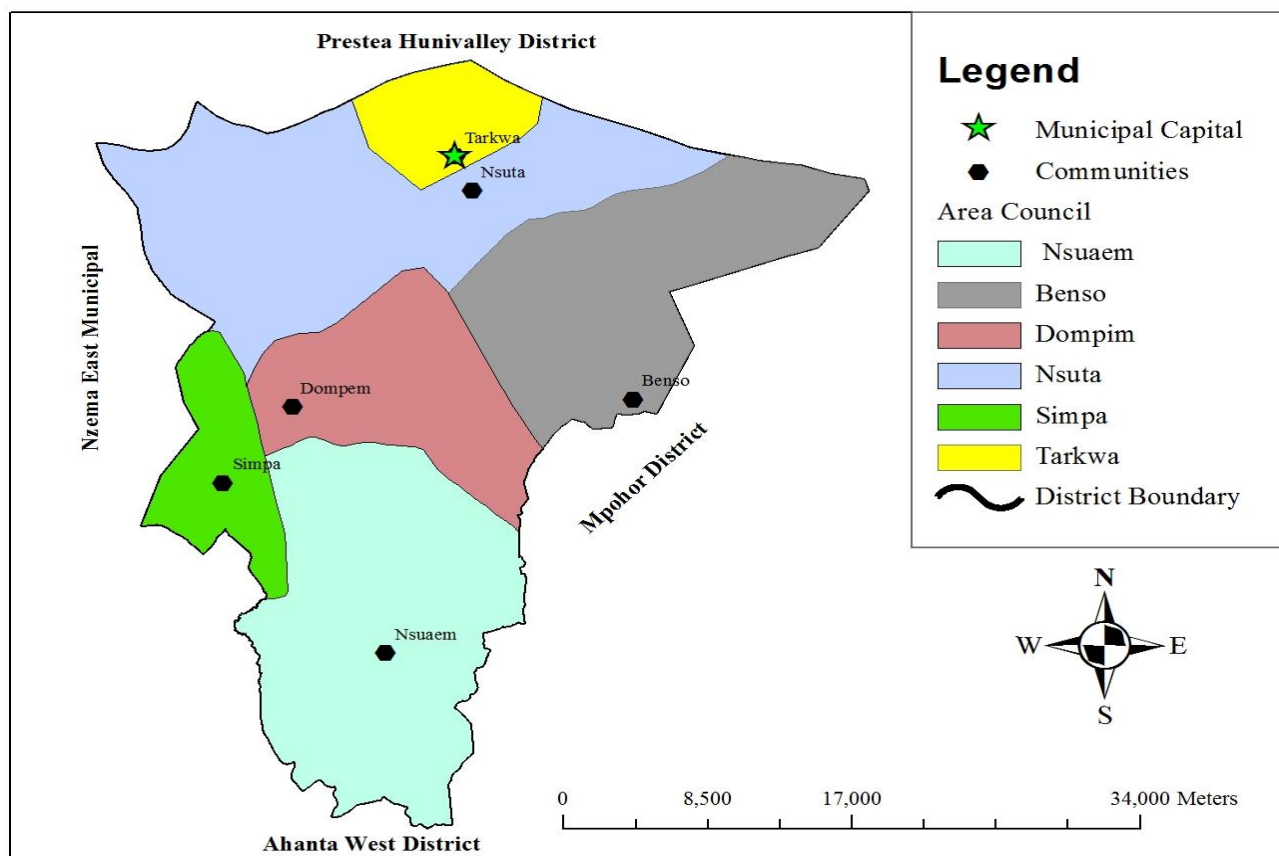
The Municipality can boast of an average household income of GH¢6,899.33 per annum whilst the average household expenditure stood at GH¢5,670.67 per annum for the year 2013. The population with the highest income level is the mine workers. Farmers are believed to be the lowest income earners in the Municipality. This is because most of the farmers practice subsistence agriculture due to inadequate capital for production and inadequate knowledge in new agricultural techniques. As a result, the poverty level of people in the area is generally high.

iii) Revenue and Expenditure Status

The revenue of the Tarkwa-Nsuaem-Municipal Assembly for the 2013 fiscal year stood at GH¢3,462,747.00 whilst expenditure for the same fiscal year was GH¢4,364,350.47. Tables 1.1 and 1.2 show the total revenue for the year 2010 to 2013 as against expenditure for the same fiscal years. Comparing the revenue figures for 2010 to 2013, there is a clear indication that, the revenue figures have increased over the years and this is a good sign for development since more developmental projects can be implemented.

A poverty mapping exercise was carried out to show which Area council was the most endowed. It emerged from the study that, the Tarkwa Urban Council was the most endowed followed by Nsuaem and Nsuta in that order. The fourth is Dompim and then Simpa. Benso, which is the least endowed is characterised by poor road network and condition. This has been pictorially presented in Figure 1.6.

Figure 1.9 - Poverty Pockets of Tarkwa - Nsuaem



Source: MPCU – TNMA, 2013

iv) Local Economic Development

Local Economic Development policy is usually defined as special activities, undertaken by public or private groups, to promote economic development. Economic development can occur through local job growth. Local Economic Development programmes are argued to accelerate development. The most common barriers to Local Economic Development include lack of skilled labour, high cost of land and lack of capital.

The benefits of Local Economic Development will be greater if additional infrastructure in the Municipality is considered thus, there is the need for additional and upgrading of infrastructure. For example, the road network can be upgraded to ensure easy access and decrease congestion. The unreliable nature of electricity supply in the Municipality is another area of concern. The need for business expansion in the Municipality is also worth considering. Numerous business opportunities exist in the Municipality.

v) Banking- Financial and Non-Financial Institution

The Municipality can boast of 16 Commercial Banks, seven Micro-Finance institutions and four Rural Banks. The commercial banks are; Standard Chartered Bank, Barclays Bank, GCB Bank, Societe Generale, Ecobank, GT Bank, Access Bank, Stanbic, Zenith, Universal Merchant Bank, UT Bank, Fidelity Bank, and National Investment Bank. The rest are Ghana National Bank, Pro-Credit Bank. The Rural Banks are Lower Pra, Fiaseman, Amanfiman and Ahantaman. Non-banking institutions in the Municipality are Social Security and National Insurance Trust, State Insurance Company, Metropolitan Insurance Company. Investment firms in the Municipality are Gold Coast Fund Management, MC Otley and IGS. Saving and Loans firms, Sinapi Aba and Golden Pride. The financial institutions offer savings and credit facilities to the formal and informal sector. The rural banks are mostly involved in micro financing and offer loans at affordable rates to farmers and organised groups. They have instituted programmes to encourage savings. There are also Credit Union Associations who grant loans and create employment.

vii) Economic Resources

Among the major economic resources are minerals and land. The minerals are gold and manganese. These resources are produced in large quantities and exported. In the area of agriculture, the major cash crops produced are Oil palm, Rubber, Cocoa, Coffee, Coconut, and Cola nut. Food crops such as Rice, Maize, Yam, Plantain, Cocoyam and Vegetables are also produced. Livestock such as poultry, sheep, goats, pigs, and cattle are produced on a small scale. Some farmers are involved in aqua-culture. In the area of forestry, there exist economic trees such as Odum, Wawa and Sapele which are mostly exported.

viii) Inter/ Intra Trade

Most of the agricultural produce are sold within the Municipality. Tarkwa which is the Municipal capital has a big market where most of the products are sent for ready market. People from all over the country come to the Municipality to market their goods. They include people from Bogoso, Kumasi, Techiman, Takoradi and Accra. They come along with products such as second hand clothing, brand new clothing, electronics, plantains, and yam. In the same way, the people in the Municipality also access other markets outside the Municipality.

Both inter and intra trade is practiced introducing the people in the Municipality to all kinds of goods and services thus creating employment for the people most of whom are engaged in such trade.

ix) Food and Agriculture

Agriculture is the major source of employment in the Municipality though it is more urban, majority of the inhabitants are predominantly farmers, who practice mixed cropping. Maize is principally intercropped with cassava. Cocoa, oil palm, rubber and to some extent citrus constitute the main cash/tree crops in the municipality. Female population engaged in agriculture is estimated to be 60

percent of the total farming population. The components of agriculture within the municipality are crop cultivation, livestock and fishing (mainly aqua culture). The major staple/food crops in the Municipality are maize, cassava, rice, plantain, cocoyam and yam/ kokoase.

During the period covering 2010 to 2013 improved agricultural technologies were pursued to enhance agricultural productivity in the Municipality. The technologies and techniques include adoption of improved varieties, correct planting distance, timely weeding and correct handling and use of weedicides and insecticides. Post-harvest loss control and effective application of fertilisers were also emphasised. It is estimated that if 60 percent of farmers exposed to these technologies adopt the improved practices, yield levels could increase from 7 to 8.5 percent by 2017. Table 1.5 shows the yields of staple crops in the Municipality.

Table 1.6 - Yields of Staple Crops in Tarkwa Nsuaem

CROPS	2011		2012		2013		Consumer Centres
	Area Cultivated	Yield MT/HA	Area Cultivated	Yield MT/ HA	Area Cultivated HA	Yield MTHA	
Maize	980.0	1.32	1000	1.32	1020.0	1.38	Municipality
Rice	1184.4	1.47	1190.0	1.49	1195.0	1.50	Municipality
Cassava	1806.0	10.25	1810.0	10.26	1815.0	10.27	Municipality
Plantain	540.3	80.6	154.0	8.07	550.0	8.08	Municipality
Cocoyam	276.0	5.33	280.0	5.40	286.0	5.45	Urban Areas
Yam/ Kokoase	81.9	5.30	85.1	5.10	88.0	5.15	Urban Areas

Source: MoFA – TNMA, 2013

Vegetable production is gradually gaining popularity in the municipality. Majority of the beneficiaries of the alternative livelihood programmes of the major mining companies are in vegetable cultivation (cabbage, garden eggs, pepper, okro etc.). The exact number of farmers in this category is yet to be established.

Cocoa, oil palm, coffee, rubber, citrus and coconut are some of the tree crops grown in the municipality. Prominent among this category with high economic value in the municipality are cocoa, rubber and oil palm. With the introduction of the cocoa Hi-tech and the Mass cocoa spraying programmes by the Government, production of cocoa has increased. Again, with the assistance to rubber farmers by GREL and others, the cultivation of rubber in the municipality has increased tremendously in recent times making some farmers replace their cocoa and oil palm trees with rubber.

The cultivation of non-traditional crops which have export potentials is gradually gaining popularity. They include Cola, Pineapple, Piper Nigrum (Black Pepper), Mushroom, Citrus and Banana. These crops have the potential of diversifying the local economy and boosting the source of income for the indigenous people.

Livestock production which declined over the years is gradually picking up. The livestock and poultry sub-sector in the municipality is dominated by small scale operators who are mainly crop farmers and only keep livestock and poultry (especially local poultry) to supplement their incomes

and or for security purposes. Livestock statistics are generally poor and has been difficult to obtain reliable data on livestock because there has been no livestock census for several decades.

Inland fishing has seen remarkable increases in numbers and sizes of ponds with the passage of time. More than 400 fish ponds have been constructed and stocked with fingerlings in the municipality. About 85 percent of farmers still trash, fell and burn. Only 15 percent of the farming population has attempted to adopt the zero tillage technology introduced by MOFA about six years ago.

Shifting cultivation is now becoming unpopular due to limited virgin forest in the municipality. The Abunu and Abusa tenancy systems are prominent in the area. Outright sale of land is practised in few areas of the municipality. Vast areas of land are in the custody of the chief and other families. There are generally no documentations on lands released for farming purposes.

There is little or no improvement in the storage system for farmers in the Municipality. The farmers keep to the old system of storage. There is therefore the need for improved storage facilities to be provided in the municipality to preserve farmers produce and to ensure food security.

However these farm gates have been captured by middle men and market queens from Takoradi and other areas outside the municipality to the detriment of the people and traders in the municipality.

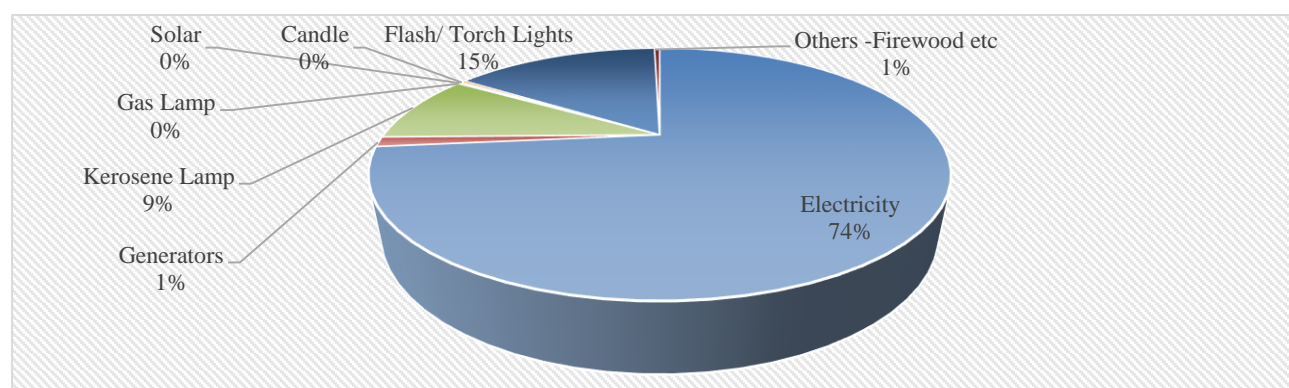
Access to capital for farm expansion and hiring of labour which is expensive in the municipality is still a challenge to farmers. This is due to the inability of the farmers to organize themselves into groups since the banks recognize and prefer to deal with groups to individuals. The farmers still rely heavily on the informal banks for loans. It would be in the interest of most farmers if the Assembly would register and recognize these informal banks and support them to give loans to farmers. Farm inputs are now available in the market though mostly in the private stores. However government has since 2007 introduced subsidized coupons for selected types of fertilizer widely used by farmers nationwide. Farmers in the municipality have been advised to take advantage of this initiative though most of them complain about the inequitable distribution.

The Government of Ghana is implementing an Inland valley Rice Development Project, with funding from the African Development Bank (AfDB). The project covers 17 selected districts in five regions (Ashanti, Brong Ahafo, Central, Eastern and Western) and seeks to develop 1,478 ha of potential inland valley sites for sustainable rice-based cropping and post-harvest management activities nationwide. Tarkwa-Nsuaem is one of the eight selected districts in the Western region. The site is at Simpa and it seeks to develop about 150 acres (60 ha) during the first phase of the project. The objective of the project is to increase the incomes of small holder farmers, traders, processors through increased production of good quality rice. The projects goal is to contribute to enhanced food security and reduced rice imports.

1.3.7 Energy

Electricity is the main source of energy in the Municipality. About 73.4 percent of the communities have access to electricity lighting. The other sources are kerosene lanterns, torch lights, fuel generators, and candles among others. People without electricity are mostly those in the deprived communities. Almost all the big towns in the Municipality are served with electricity. Most people in the urban areas are the same people who use the fuel generators as a source of energy when there is power outage which is frequent and poses a challenge to inhabitants. Electrical gadgets are destroyed through these power outages. Again, productivity is reduced during power outages since most people use electricity at their work places. The population in the deprived areas without electricity also use the other sources of energy listed above. With the development of new areas in the big communities, it has become imperative that power is extension to these new areas. This is shown in Figure 1.10.

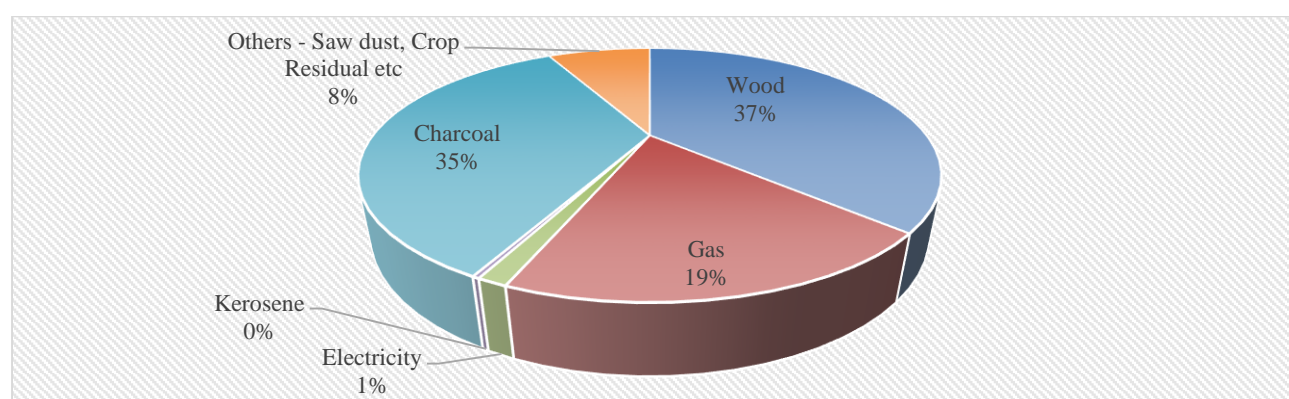
Figure 1.10 - Sources of Lighting in Tarkwa-Nsuaem



Source: MPCU – TNMA, 2014

Most inhabitants use fuel wood and charcoal for cooking especially in the rural areas. There are very few Liquefied Petroleum Gas distribution outlets in the municipality, thus making it very expensive. This has a telling effect on the environment. Figure 1.11 demonstrates that.

Figure 1.11 - Sources of Energy for Cooking in Tarkwa-Nsuaem



Source: MPCU – TNMA, 2014

1.3.8 Communication

Telecommunication is one area that has developed speedily in the Municipality with over 70 percent of the communities in the area having access to at least one of the communication lines namely, Airtel, MTN, Vodafone, TiGO, Glo and Expresso. There are three FM stations and several information centres in the communities. These serve as an effective tool for transmitting information to the people. About 7.4 percent of the population have access to internet services and higher among those with higher education. Ownership of personal computers and fixed lines stand at 4.2 percent and 1.8 percent respectively.

The Municipality can also boast of several postal and courier services. Dominating among them is the Ghana Post, STC services as well as Federal Express. With the exception of Ghana Post, most of the other Postal services are located in Tarkwa. Internet Facilities also exist in the big towns. As a result, communication and postal services is not a problem in the Municipality.

1.3.9 Vision, Mission, Functions and Governance Issues

Tarkwa-Nsuaem Municipal Assembly was carved out of the then Wassa West District in 2007. It is the highest political authority in the municipality vested with the powers to deliberate, legislate, plan and develop the entire municipality through the preparation and effective implementation of development plans and budgets. The National Development Planning System Act, Act 480 (1994) enjoins the Municipal Assembly to formulate programme, strategies and projects and see to their implementation, monitoring and evaluation using available resources.

Our vision is to become a world class municipality providing excellent socio-economic services for inhabitants. In terms of mission, the Tarkwa-Nsuaem Municipal Assembly exists to improve the quality of life of its inhabitants through the provision of effective and efficient socio-economic services in collaboration with other stakeholders.

The Assembly performs all the functions stipulated in the Local Government Act, 1993, Act 462. These are;

- Be responsible for the overall development of the Municipality and shall ensure the preparation and submission through the Western Regional Co-ordinating Council development plans of the Municipal Assembly to the Commission for approval; and of the budget of the Municipal related to the approved plans to the Minister for Finance for approval;
- Formulate and execute plans, programmes and strategies for effective mobilisation of the resources necessary for the overall development of the Municipality;
- Promote and support productive activity and social development in the Municipality and remove any obstacles to initiative and development;

- Initiate programmes for the development of basic infrastructure and provide municipal works and services in the Municipality;
- Be responsible for the development, improvement and management of human settlements and the environment in the Municipality;
- In co-operation with the appropriate national and local security agencies be responsible for the maintenance of security and public safety in the Municipality
- Ensure ready access to courts in the Municipality for the promotion of justice;
- Initiate, sponsor or carry out such studies as may be necessary for the discharge of any of the functions conferred by this Act or any other enactment; and
- Perform such other functions as may be provided under any other enactment.

The Assembly makes bye-laws for the Municipality. There is an administrative and political head, who is the Municipal Chief Executive appointed by the President of Ghana and approved by two-third majority of the Assembly members. The institutional set up is indicated in the organogram in *Annex 2*. According to LI 1961, the Assembly being a Municipal should have 13 Departments, however, the Transport Department has not been established in the Municipality. Further, some Departments are yet to have all their units in place.

Based on the LI 1886, the Tarkwa Nsuaem Municipal Assembly has 30 electoral areas with elected Assembly members and 13 members appointed by the President in consultation with the traditional authorities and other recognised interest groups in the municipality. The Member of Parliament represents the constituency as an ex-officio member of the Assembly. The Presiding Member who presides over meetings of the General Assembly is elected by two-thirds majority of members of the Assembly. The Assembly has two committees, the Executive Committee and Public Relations and Complaints with ten Sub-committees.

The Municipality has five Zonal Councils and one Urban Council at Benso, Simpa Nsuta, Nsuaem, Dompim and Tarkwa respectively. Capacity building programmes in participatory planning and budgeting among others are often organized for members at the council level to enable them prepare development plans and budgets. All the electoral areas in the municipality have five-member unit committees which are also responsible for the planning and implementation of programmes and activities at that level. There is generally low women participation in the governance process, declining communal spirit, apathy and over politicization of development issues. Other challenges are the absence of defined roles for stakeholders as well as poor communication among actors in development.

The Municipality is within the paramountcy of the Wassa Fiase Traditional Council. There are regular consultation and cordial relations with the traditional authorities. The appointment of the

one-third of the membership of the Assembly is also done in consultation with the traditional authorities and other stakeholders.

Among NGOs working in the municipality are Hope for All Foundation and Network for Community Planning and Development. There are a number of Community Based Organizations (CBO's) operating in various spheres to improve the lives of people. Various avenues have been created in recent times for enhanced communication and information flow between the Assembly, civil society, private sector and other stakeholders in the municipality. They include, radio programmes, community visits, public hearings and in recent years Town Hall meetings in the first and third quarters of the year to emphasise on public financial management.

Outstanding challenges in the area of governance are the inadequate office and residential accommodation for the Decentralized Departments and Area Councils as well as inadequate logistics. The construction of the office complex at Ahwitieso, when completed, is expected to address the office accommodation problem.

1.3.10 Social Services

i) Education

In the 2013/14 academic year, Tarkwa-Nsuaem Municipality had a total of 62 Public Kindergartens, 65 Primary schools and 54 Junior High Schools at the Public Basic Education Level; it also had 3 Public Senior High Schools, one Vocational School and one Public University.

Private schools in the Municipality were made up of 50 Kindergartens, 50 Primary Schools and 34 Junior High Schools. In addition, there were two Private Senior High Schools, one Private Vocational School and a midwifery school as indicated in Table 1.6. These facilities are relatively evenly distributed across the Municipality.

Table 1.7 - School Enrolment in Tarkwa - Nsuaem (2013/2014)

School Level	Public Schools				Private Schools			
	No. of Schools	Male	Female	Total	No. of Schools	Male	Female	Total
Kindergarten	62	2680	2658	5338	50	2328	2217	4545
Primary	65	8378	8955	17333	50	5407	5498	10905
Junior High	54	3375	3383	6758	34	1643	1743	3386
Senior High	3	1900	2108	4008	2	128	234	362
Voc. / Tec	1	13	121	134	1	0	73	73

Source: Municipal Education Service, 2013

At the Public Kindergarten level, the percentage enrolment was 50.2 percent and 49.8 percent for boys and girls respectively. The percentages at the Primary level were 48.3 percent for boys and 51.7 percent for girls. At the JHS, while the males were 49.9 percent, females were 50.1 percent. It was observed that more females dropped out of school than their male counterparts. The percentages

at the SHS are skewed in favour of the girls, while the girls were 53.0 percent, there were 47.0 percent boys. The boys are drawn into mining activities.

The pattern of percentage distribution at the Private school sector is almost the same as that in the public school level. At the vocational schools, there were 10 percent males and 90 percent females in the public school; no male was enrolled in the only private vocational school. The Gross Completion Rate (GCR) for the Junior High School Level in the Municipality was 95.8 percent with a higher number of females.

Enrolment is almost evenly distributed in the urban and peri-urban areas in the Municipality; the class size is above 35 which is the national target, only a few have less than 35. This is attributed to community sensitization programmes in the municipality. Schools such as New Atuabo St. Mary's Primary School, Nsuaem Methodist Primary, Nsuaem M/A 'B' Grel Basic School and others are overcrowded; such schools require more classroom buildings.

Enrolments in some of the remote schools are high because of the school feeding programme implemented there.

Drop-out rate for the Primary level was 0.7 percent while at the Junior High School, it was 1.3 percent. Pupils who dropped out include girls who got pregnant and boys who entered into illegal mining and other commercial activities in the localities of Nsuaem, Benso, Dompim and Tarkwa.

The Municipality had a teacher population of 973 in the public basic schools. There were 145 teachers in the KG, 453 in the primary and 375 in the JHS. The second cycle schools have 161 teachers and the only public vocational school has 19 teachers.

At the KG level, 94 percent of the teachers were females with 6 percent being males. The primary school level has 57.3 percent females and 43 percent males. While at the JHS level, 65 percent of the teachers were male and the remaining 35 percent were females.

At the Kindergarten level, 65 percent of the teachers are untrained. In the Primary level, 56.0 percent of the teaching strength is also untrained. Even though there is some improvement in the teacher quality, more teachers need to be trained for effective teaching and learning outcomes. In the Junior High Schools 25 percent of the teachers are untrained. The Municipality needs to enhance quality teaching and learning by employing more trained teachers. Incentive packages must be used to entice teachers to the rural schools so that quality teaching staff could be achieved and retained.

The Pupil Teacher Ratio (PTR) for KG is 37:1 that for primary is 1:38, while that of JHS is 1:18. At the SHS level Student Teacher Ratio is 25:1. The PTRs for the KG and Primary are higher than the national target of 25 and 35 for KG and primary respectively, this implies that the Municipality needs more teachers at these levels.

There are no classrooms under trees in the Municipality, however about 30percent of the schools (KG/Pry/JHS) are in dilapidated structures. Some of the structures in the rural areas are of the mud type which need to be replaced others which are of old cement structures require immediate rehabilitation. Besides, new ones should be constructed to decongest the overcrowded classrooms and also to provide increase access at places without schools.

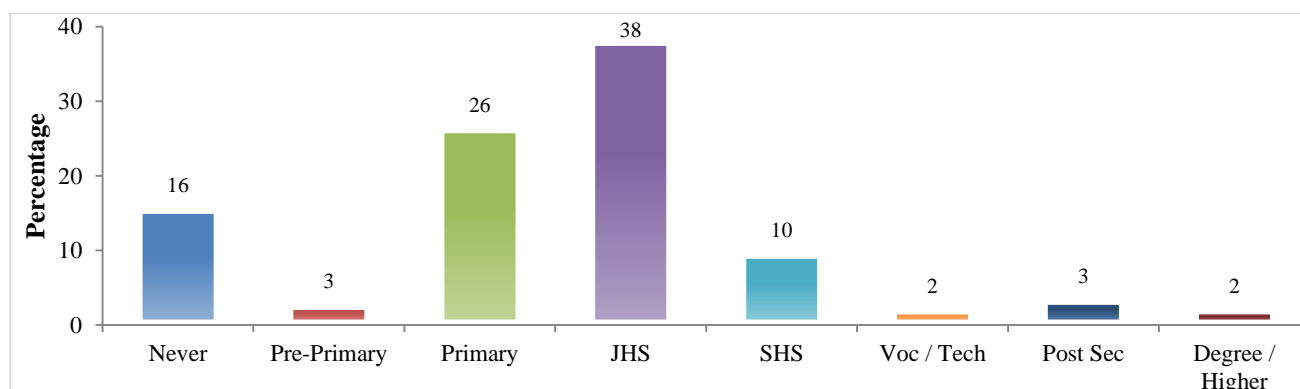
The pupil furniture status is 40 percent at the KG level, at the primary level it was 70 percent and 85 percent at the JHS level. The toilet situation in the schools are very deplorable, in general, over 55 percent of schools at all levels of the basic school do not have toilet in the Municipality. Teacher accommodation is woefully inadequate in the Municipality especially in the rural areas. This situation is a militating factor against posting of teachers to rural areas. To motivate and retain teachers, the Assembly should step up the construction of teacher accommodation facilities. On ICT, a computer center has been established for schools in Tarkwa at the Teachers’ Resources Centre. The center has 18 computers but it need to be connected to the internet. Schools go to the center for tuition in ICT on scheduled days. Schools in faraway places like Benso, Nsuaem, Akoon Dompim, and Adieyie find it difficult to use the center for practical lessons.

Almost 50 percent of the schools do not have computers. Dadwen Schools Complex, has five computers, Tarkwa Goldfields Schools Complex has 25 computers.

Tarkwa Senior High School has 30 computers, Fiaseman Senior High School has 25 computers, and Benso Senior High School has 12 computers.

Levels of Education for those 6 years and above in the municipality have been shown in Figure 1.12. From the figure, it can be seen that 15.6 percent have never been to school while those with a degree or higher are 2.2 percent.

Figure 1.12 - Levels of Education in Tarkwa Nsuaem



Source: MPCU – TNMA, 2014

ii) Health

There are 28 health facilities in the Municipality. The Tarkwa Municipal Hospital is the highest order facility. The Tarkwa Old Government Hospital is one of the oldest hospitals in the country. In

addition, there are 27 health delivery facilities both public/private which have been located in the various sub-municipalities of Tarkwa-Nsuaem. Table 1.7 shows the distribution of health delivery facilities in the municipality.

The Doctor - Patient ratio stands at 1:15,754 with 22 doctors while the Nurse-Patient ratio is 1:1,243, with 274 nurses. Infant mortality is 61 and child mortality, 88. Maternal Mortality Ratio is 305 and Malaria Case Fatality, 0.61.

Inadequate health facilities, insufficient number of health personnel and logistics for effective and efficient services are major issues confronting the municipality. Figure 1.13 shows the spatial distribution of health facilities.

The Municipality has a number of Traditional Birth Attendants who supervise delivery, give family planning services and health education. Traditional healers and traditional medicine are gaining recognition.

Table 1.8 - Health Facilities in the Tarkwa-Nsuaem

NO.	FACILITY NAME	CUSTODIAN	PERSONNEL	LOCATION
1	Tarkwa Municipal Hospital	Government	Med Off -Specialist	Tarkwa
2	Tarkwa Govt Hospital (old)	Government	Medical Officer	Tarkwa
3	GMC Hospital	Private	Medical Officer	Nsuta
4	A.B.A. Hospital	Private	Medical Officer	Akoon
5	Rabboni Christian Hospital	Private	Medical Officer	Tarkwa
6	Ami Memorial Hospital	Private	Medical Officer	Tarkwa
7	Redeemer Hospital	Private	Medical Officer	Effuanta
8	Dompim Health Centre	Government	Midwife	Dompim
9	Nsuaem Health Centre	Government	Midwife	Nsuaem
10	Simpa Health Centre	Government	Nurse	Simpa
11	Benso Health Centre	Government	Nurse (Enrolled)	Benso
12	New Atuabo Com Clinic	Government	Midwife	New Atuabo
13	Iduapriem Community Clinic	Government	Midwife	Iduapriem
14	Sam Jonah Clinic	Private	Medical Officer	Iduapriem Mile 8
15	Hill Top Clinic	Private	Medical Officer	Charliekrom
16	TAMOHEC	Private	Med Off -Specialist	Tarkwa
17	UMaT Clinic	Quasi Govt	Physician Assistant	Tarkwa
18	Church of Pentecost Clinic	CHAG	Medical Officer	Tarkwa
19	Diana Clinic/ Mat Home	Private	Midwife	Bankyim
20	Health Plust Clinic	Private	Medical Officer	Tarkwa
21	Tebrebe Clinic	Government	Midwife	Tebrebe
22	Esuoso CHPS	Government	Midwife	Esuoso
23	Bonsa CHPS	Government	Com Health Nurse	Bonsa
24	Vivian Maternity Home	Private	Nurse	Bankyim
25	Divine Clinic	Private	Nurse	Essamang-Kakraba
26	MHD Treatment Centre	Government	Field Technician	Tarkwa
27	Tarkwa RCH	Government	Com Health Nurse	Tarkwa
28	Nsuta RCH	Government	Com Health Nurse	Nsuta

Source: Municipal Health Directorate, 2014

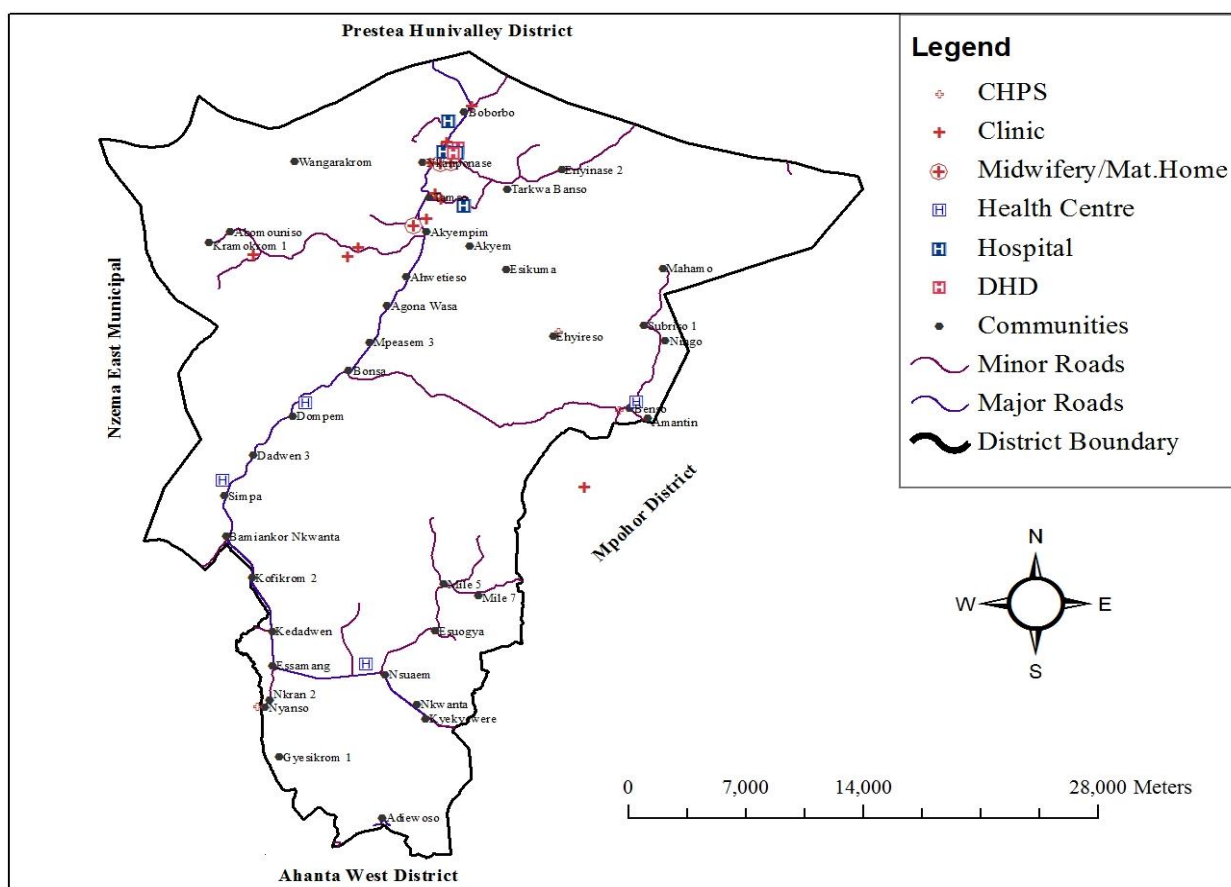
Table 1.9 - Top Ten Causes of OPD Attendances (2012, 2013)

2012			2013	
No.	Causes	Cases	Causes	Cases
1	Malaria	123,881	Malaria	106,419
2	Acute Respiratory Infections	3,687	Acute Respiratory Infections	34,006
3	Hypertension	14,475	Hypertension	8,915
4	Rheumatism and Joint Pains	13,552	Rheumatism and Joint Pains	13,009
5	Diarrhoea Diseases	13,181	Diarrhoea Diseases	10,817
6	Skin Diseases and Ulcers	12,061	Skin Diseases and Ulcers	17,531
7	Acute Eye Infection	10,725	Acute Eye Infection	9,192
8	Urinary Tract Infections	6,370	Urinary Tract Infections	
9	Typhoid Fever	6,163	Typhoid Fever	6,539
10	Anaemia	5,940	Anaemia	6,114

Source: Municipal Health Directorate, 2014

Malaria is still the number one disease in the Municipality with 123,881 cases in 2012 and 106,419 cases in 2013. Table 1.8 depicts that there is a decrease in the number of reported cases in 2013. Reports indicate that insured people who attend hospital have shot up to about 73 percent in the municipality.

Figure 1.13 - Health Facilities in Tarkwa – Nsuaem



Source: MPCU – TNMA, 2013

Table 1.9 shows various diseases that lead to admissions within the Municipality from 2010 to 2013. The highest are gastro-intestinal diseases and anaemia.

Table 1.10 - Other Diseases (Admissions)

No	Diseases	Number of Cases			
		2010	2011	2012	2013
1	Gastroenteritis	530	698	445	512
2	Upper Respiratory Tract Infections			148	
3	Anaemia	703	542	85	65
4	Gastritis		140	76	67
5	Asthma			58	56
6	Bronchopneumonia	153	161	55	
7	Septicaemia	115	130	41	

Source: Municipal Health Directorate, 2014

The Expanded Programme on Immunisation is the main means by which children within the target population of 0 - 11 months are protected against the nine childhood vaccine-preventable diseases.

Table 1.11 - Immunisation Coverage in Percentage

Indicator	2010	2011	2012	2013
BCG	100.9	105.3	125.9	102.1
Measles	82.6	75.9	89.6	79.4
Penta 3	89.9	80.2	97.9	84.3
OPV3	100		98.5	76.1
Yellow fever	83.3	75.9	87.8	79.3
TT 2 + Preg.	74.4		69.9	73.3

Source: Municipal Health Directorate, 2014

The National Immunization Programme has always been carried out with success. In some cases, over 100 percent of children less than 5 years were immunised with polio vaccines and Vitamin A supplements for children 6 - 59 months during the NIDs. Supervised deliveries in health facilities increased steadily between 2010 and 2013. Postnatal Cases have also seen a fall from 48.2 percent in 2010 to 45.8 percent in 2013.

Table 1.12 - Supervised Delivery

Place of Delivery	2010	2011	2012	2013
Health Institution	64.8	71.2	68.8	74.6
Trained TBA	1.9	2.6	0	0.4
Not Supervised	-			
2009	66.7	73.8	68.8	75

Source: Municipal Health Directorate, 2014

The current prevalence rate for HIV and AIDS is 1.9 percent. Among the reasons accounting for the rate is the influx of people into the Municipality due to mining activities as well as settler farmers into the cultivation of cocoa, oil palm and in recent time, rubber. There is also the case of miners who travel out of the municipality as expatriates. Prostitution and limited education on behavioural change are contributing factors.

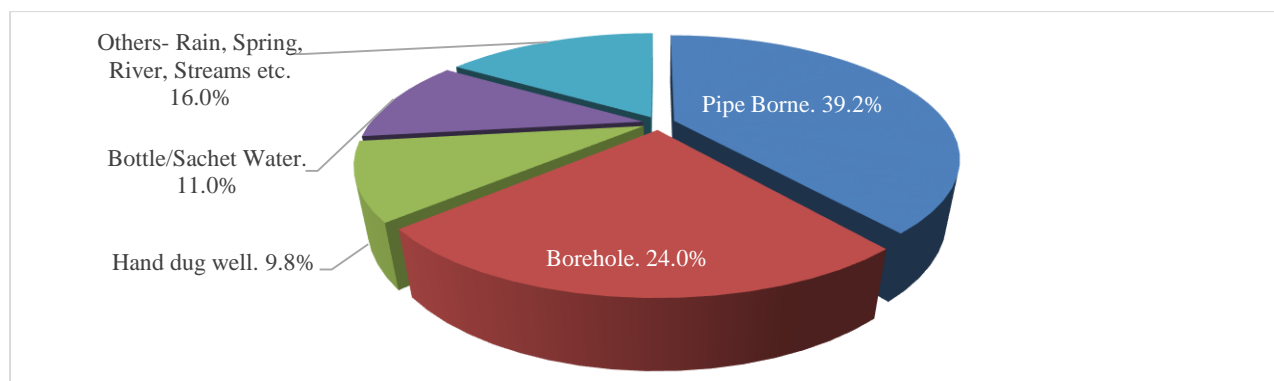
The Tarkwa-Nsuaem Municipal Health Insurance Scheme took off in 2004. Presently, it is accommodated in the Tarkwa Community Centre, with 18 staff members making the workload heavy. Among registered members are children, 66,413, those between 19 and 69 are 41,828 and those above 70 are 6,087. Again, pregnant women totaling 11,656 have registered, while indigents number 480. SSNIT contributors constitute 20,021 and SSNIT Pensioners 1,109. All facilities nationwide render services to all card bearers.

iii) Water

The Ghana Water Company distributes pipe-borne water, only to Tarkwa and its peri-urban surroundings, that is 24 communities. Ghana Water Company Limited treats 3,700 m³ water from River Bonsa on daily basis and this is woefully inadequate regarding the demand of water in the Municipality. At Bonsaso, Convectional Treatment is done at a plant, after which there is transmission to the main Booster Reservoir at Tamso for distribution. The Ghana Water Company maintains that cost of treatment is very high due to frequent pollution by both mining and human activities in the Bonsa River. Recent floods in Bonsa has also affected water supply negatively.

Access to pipe-borne water in the municipality for drinking is 39.2 percent as shown in Figure 1.14. A good proportion of 16 percent depend on rain, stream, spring and rivers as their source of drinking water.

Figure 1.14 - Population with Access to Potable Water in Tarkwa-Nsuaem



Source: MPCU – TNMA, 2014

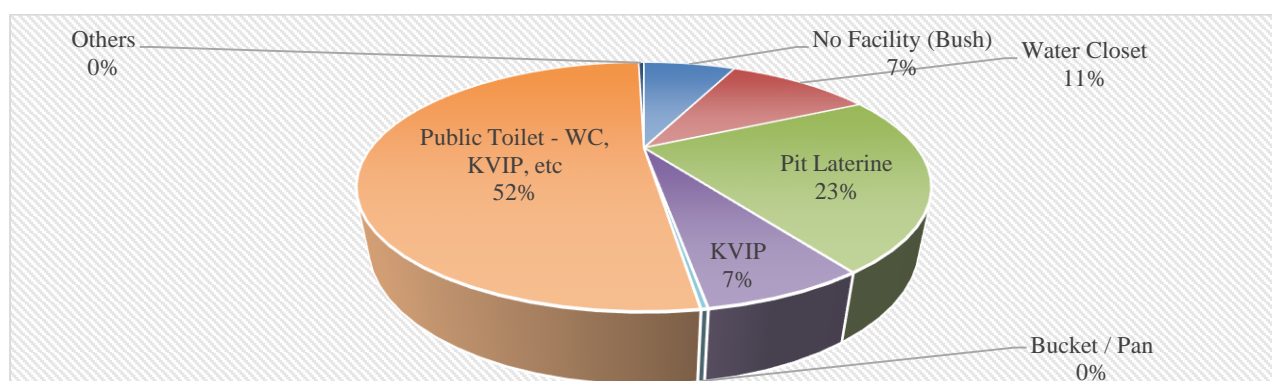
Rivers and streams are polluted with contaminants from illegal mining (Galamsey) activities and debris from other human activities posing health hazards to rural dwellers. In most cases due to ignorance and lack of education or limited options, people fail to treat water as a result; some frequently suffer from water related diseases such as, cholera, diarrhoea, rashes and other intestinal diseases. Again, the Municipality lies within the Birimian and Tarkwaian Geological formation which contain iron and other metals rendering water unsafe. The Assembly is one of the Districts benefitting from the IDA Sustainable Rural Water and Sanitation Project (SRWSP).

Almost every community with population above 75 has either a borehole or hand dug well fitted with pump. Dompim and Benso both have small town water systems which serve the entire community. That of Nsuaem is under construction and scheduled for completion in 2015. Due to the source of water for the Nsuaem system, which is located in Mile 5, both Mile 5 and Esuogya would have access to the water. Communities within the mining catchment area have been supplied with potable water facilities like boreholes which have been mechanised.

iv) Sanitation

The issue of sanitation is not the best in the Municipality. There are about six big towns and one urban centre with very active commercial activities and the influx of people from all walks of life into the Municipality to do business. The situation has brought about the generation of thousands of tonnes of solid and liquid waste. Disposal of Waste is a great challenge to the Assembly because it has no liquid waste treatment plant; untreated liquid waste is therefore thrown into the forest. This is a great threat to health and environment. Toilet facilities available in the municipality have been shown in Figure 1.15.

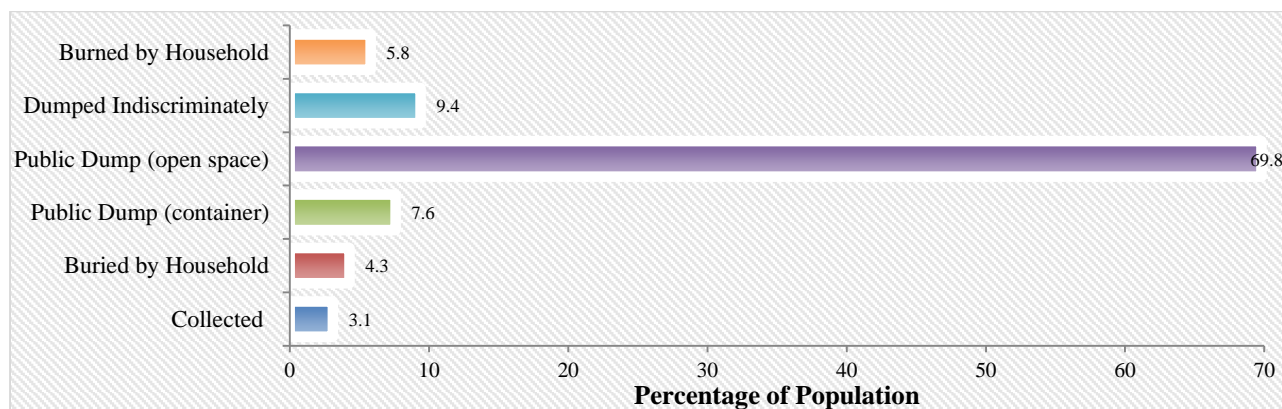
Figure 1.15 - Toilet Facilities in Tarkwa-Nsuaem



Source: MPCU – TNMA, 2014

The Assembly also faces a great challenge in acquisition of land for latrines, refuse disposal sites and collection points, because chiefs and other land owners are unwilling to release land. Inadequate equipment makes it difficult to manage waste in the municipality. Currently, the only final disposal site is located at Aboso in the Prestea Huni-Valley District. A lot is spent on fuel as well as maintenance of refuse trucks. Figure 1.16 shows solid waste disposal in the municipality.

Figure 1.16 - Method of Solid Waste Disposal in Tarkwa-Nsuaem



Source: MPCU – TNMA, 2014

v) Housing

Many individuals within the Municipality have their own houses especially in the rural areas where low quality materials are used, others also rent rooms from landlords. Some corporate bodies such as Goldfields Ghana Ltd, AngloGold Ashanti and Ghana Manganese Company have built residence for their workers. According to sources from State Housing Company, the company has 705 houses at Tarkwa-Cyanide and Nsuaem. Each apartment consists of a single room, a verandah kitchen, toilet and bath. Most of the houses have however been sold outright to occupants; only 17 people occupy the houses on rental basis.

The Company no longer builds houses on rental basis; construction of houses is done only for ready buyers who should make some payment as surety. The company has no immediate plans for production of any estates in Tarkwa-Nsuaem. Tarkwa-Nsuaem Municipality has 50 Low Cost houses located at ‘Low Cost Community’ in Tarkwa. Each apartment is made up of two rooms, kitchen, toilet and bathroom.

iv) Vulnerability Analysis

Tarkwa-Nsuaem municipality has a total of 155,981 people made up of 52 percent male and 48 percent female. Those who can be classified as vulnerable are in several categories. They include the 53 percent residents in the rural areas with limited access to socio-economic services and in extreme cases basic ones like water. Others are the aged that is those who by virtue of their ages cannot work for income and have to depend on family members. Their other counterparts are the children below age 14 who also depend on their parents and so forth for a living. Others resort to spending their lives at the railway station and end up as social deviants. Child labour is also prevalent in the cocoa growing areas as well as in illegal mining. There is an orphanage in Tarkwa named Angels of Hope that help manage issues related to street children. Those in the economically inactive group constitute 32 percent.

Another category is the women, who unlike the nation over, outnumber the men, in the Municipality; the opposite is the case due to the mining activities. Their vulnerability stems from the fact that most of the men who are attracted to the mining areas already have wives but they cohabit with these women, have children with them and abandon them when leaving after their mining activities have ended, leaving the poor innocent children on the women. Economically, most of these women are in the informal sector with limited regulations and opportunities for growth as well as security in the future. They therefore end up being poor in their old age. Again, widows outnumber their male counterparts.

Another category is the Persons with Disability who come in various categorisation. These are the blind, the deaf, the dumb and the crippled. These constitute 3.1 percent of the population with female representing 48.7 percent and males 51.3 percent. Out of this figure, 30.2 percent have never been to school, thus leaving them unemployable. Though, there is the PWD fund, they are still vulnerable as most of them have very little education.

Yet another group are those living with HIV and AIDS in the municipality. Those who have been recorded were 78 in 2010 but there are several unrecorded cases. Due to the mining activities, people live recklessly thus exposing themselves to all manner of diseases, especially, sexually transmitted ones. Currently HIV and AIDS pose a threat to the socio-economic development of the municipality due to the influx of all manner of persons into the municipality for both legal and illegal activities. There is therefore the need to intensify HIV and AIDS activities in the municipality.

Another factor that puts several residents in the municipality at risk and for that matter makes them vulnerable is the degradation of the environment by illegal mining and lumbering. Again, the filling of wetlands and development of buildings along waterways is posing a lot of threat to lives. Places that hitherto were not prone flooding during heavy rains now flood. An example is Bonsaso.

The Ghana Water Company has the Bonsa River as their intake station. The activities of alluvial mining in the river pollute it, making the use of chemicals for treatment and subsequently the cost of production very high. It also limits the quantity of water that can be supplied to the increasing population.

Finally, in the aspect of decision making, women's voices are seldom heard in either making the laws or influencing the way laws and priorities are set by government. In short, they play limited role in the development process. In political life women are underrepresented as political candidates at all levels. For example, out of the 30 elected Assembly members, only 3 are females representing 10 percent of the total. One of the most persistent issues is the gender gap in educational participation, which favours boys. The education gender gap becomes progressively larger from basic education towards the tertiary levels. Data indicates that, the gender gap in retention changes from

primary to junior high school. This gap changes at the successive level, with females constituting 49.3 percent of the Junior High School population.

Occupationally, women are mostly represented in the private informal sector such as food processing, textile and garment production, handicrafts and retail trade in food items and clothing. Although women play a critical role in the marketing of many goods and services, mechanisms for them to participate in the economic and financial processes that affect them are poorly developed. Women, in general, have only limited access to productive resources. Women farmers usually have access to informal credit since financial institutions regard the subsistence agriculture most of them are involved as too risk prone. Most women engaged in agriculture have little access to improved technologies and are often not very open to their use. In addition, women are at risk of being marginalised by men whenever female dominated areas of work become more economically profitable.

1.4 Summary of Key Development Problems, Issues and Gaps

Development should ultimately respond to people's problems, needs, aspirations and priorities. The Tarkwa - Nsuaem consultations revealed several needs and aspirations with respect to the various sectors. The following is a summary of all the development problems existing in the Municipality and have been ranked in order of severity and categorised under the themes of the Ghana Shared Growth and Development Agenda (GSGDA II). The problems cover the entire Municipality, in the urban, peri-urban and the rural areas.

1.4.1 Enhancing Competitiveness in Ghana's Private Sector

- Inadequate capital for business development
- Inadequate entrepreneurial skills
- Limited exploitation of potentials and inadequate investment in the tourism sector
- Inadequate processing facilities
- Bureaucracies in business registration

1.4.2 Accelerated Agriculture Modernisation and Sustainable Natural Resource Management

- Limited access to extension services
- Inadequate capital facilities and high cost of labour and inputs
- Diversion of cocoa and oil palm to rubber production
- Post-harvest losses
- Inadequate agro-processing
- Inadequate market infrastructure
- Inadequate market for agricultural produce
- Traditional methods of farming at subsistence level
- Underdeveloped livestock production
- Deforestation
- Environmental Pollution by mining activities
- Destruction of houses by mining blasts
- Increased conversion of wetlands to other forms of land use

- Inefficient industrial waste management
- Negative attitudinal and behavioural orientation towards proper waste disposal
- Limited involvement of stakeholders in natural resource management initiatives
- Limited awareness of climate change and its impacts
- Competing land uses; mining

1.4.3 Infrastructure, Energy and Human Settlement Development

- Poor road network and condition
- Ineffective land use planning and implementation
- Haphazard land development
- Poor quality of rural housing
- Inadequate toilet facilities
- Inadequate supply of potable water
- Absence of electricity in new areas

1.4.4 Human Development, Productivity and Employment

- Inadequate teachers
- Inadequate school infrastructure
- Inadequate Accommodation for teachers
- Inadequate community libraries
- Inadequate vocational schools
- Poor access to health facilities
- Inadequate health personnel
- Inadequate Accommodation for health personnel
- Prevalence of HIV and AIDS
- Teenage Pregnancies
- Lack of appreciation of issues affecting Persons With Disability (PWDs)
- Low participation of PWD in development
- Child Labour
- High incidence of poverty among food crop farmers

1.4.5 Transparent and Accountable Governance

- Poor enforcement of bye-laws
- Inadequate data on taxable items
- Inadequate revenue collectors
- Unwillingness to pay taxes due to low level of tax education and perceived non-accountability by Assembly
- Gaps in communication and accountability between MA and citizens
- Limited information flow between government and public
- Ineffective execution of roles by stakeholders
- Inadequate accountability of duty bearers
- Low performance of Sub-structures
- Low participation of women in local governance
- Inadequate access to police services
- Limited capacity for policy formulation and implementation
- Unsatisfactory working conditions and environment for public sector workers

CHAPTER TWO

PRIORITISATION OF DEVELOPMENT ISSUES

2.0 Introduction

The previous chapter was a review of GSGDA I and the current situation of the Municipality as well as a summary of the key development problems. Though there are seven thematic areas in the GSGDA II, here, the key development issues identified earlier were prioritized and linked to the corresponding themes. This chapter therefore highlights the harmonization of community needs and aspirations with identified development gaps under the performance review to show the harmonized development problems or issues of Tarkwa-Nsuaem Municipality.

2.1 Prioritised Key Issues

Due to limited resources, it is necessary to prioritise needs in order to address the most pressing ones with the resources available. Table 2.1 shows the selected thematic areas and their adopted issues under the GSGDA II, same have been linked to the gaps identified in the GSGDA 1.

Table 2.1- Linking Development Issues to GSGDA II Thematic Areas

No	GSGDA II Thematic Areas	Adopted Development Issues 2014-2017	Development Issues 2010-2013
1.	Ensuring and Sustainable Macro-economic stability		
2.	Enhancing Competiveness of Ghana's Private Sector	Inadequate market infrastructure Inadequate capital Inadequate entrepreneurial skills Limited land for businesses Limited infrastructure for businesses Bureaucracies in business registration Lack of developed tourist sites	Inadequate Market Facilities Inadequate Small and Medium Scale Enterprises Lack of developed tourist sites
3.	Accelerated Agricultural Modernization and Natural Resources Management	High cost of agricultural inputs Poor rural road infrastructure Limited access to extension services Inadequate capital facilities Diversion of cocoa and oil palm to rubber production Deforestation Post-harvest losses High cost of labour Inadequate market for agric produce Environmental Pollution Subsistence level of production Underdeveloped livestock production Competing land uses; mining	Traditional Farming Pollution of Water Bodies High Incidence of illegal Mining
4.	Oil and Gas Dev't		
5.	Infrastructure and Human Settlement	Poor road network and condition Ineffective land use planning and implementation	Poor Road Network and condition Inadequate expansion of electricity

No	GSGDA II Thematic Areas	Adopted Development Issues 2014-2017	Development Issues 2010-2013
		Poor refuse management Inadequate potable water Inadequate toilet facilities Inadequate drainage system Absence of electricity in new areas Absence of lorry parks Destruction of houses by mining blast	Poor Environmental Sanitation Poor Drainage System Inadequate Supply of Potable water Inadequate Planning Schemes
6.	Human Development, Productivity and Employment	Inadequate teachers Inadequate health personnel Inadequate school infrastructure Parents lack of interest in wards' educ Inadequate accomm. for health personnel Inadequate accommodation for teachers Inadequate community libraries Limited access to health facilities Child labour Inadequate vocational schools Teenage Pregnancies	Inadequate School Infrastructure High Incidence of Child Labour
7.	Transparent and Accountable Governance	Poor enforcement of bye-laws Unwillingness to pay taxes due to low level of tax education Inadequate revenue collectors Inadequate data on taxable items Limited information on governance issues Ineffective execution of roles Inadequate accountability of duty bearers Low participation of women in local governance Chieftaincy and land disputes Dysfunctional Sub-structures Low communal spirit Logistics shortfall Inadequate access to security services	Unwillingness to pay taxes Inadequate data on taxable revenue Poor Revenue Mobilization

2.2 POCC Analysis

A further analysis was made on the above issues using the POCC after public hearings have been organised in the Urban and Zonal Councils. *Annex 3* shows the POCC for the identified issues. This is a blend of information gathered from the Sub-structures, Departments, Agencies and NGOs among others and have been categorised according to the six adopted themes.

Potentials refer to resources within the Municipality which when tapped enhance its sustained development and overcome its challenges while opportunities refer to the external ones. Constraints however depict disadvantages emanating from within the Municipality. Challenges are external ones over which the Municipality has little control but can affect its development.

Conclusions have been drawn on the key issues that were subjected to the POCC analysis.

CHAPTER THREE

DEVELOPMENT GOAL, OBJECTIVES AND STRATEGIES

3.0 Introduction

This chapter focuses on the set goal of the Municipality based on the National Goal in the Development framework. Thematic goals have also been set as well as adopted policy objectives together with strategies to achieve the set objectives. The alignment of the key development issues to the relevant thematic area allowed the Municipal Assembly to adopt the appropriate GSGDA II policy objectives together with their corresponding strategies for the planning period.

3.1 Municipal Development Focus

The development focus of Tarkwa-Nsuaem within the planning period is expansion in access to infrastructure. These include roads, electricity and more especially water and sanitation facilities. This is because there is no matching infrastructure to serve the ever increasing population with the bulk in the urban areas due to their commercial nature and their ability to attract new residents. Waste management for instance is a major challenge.

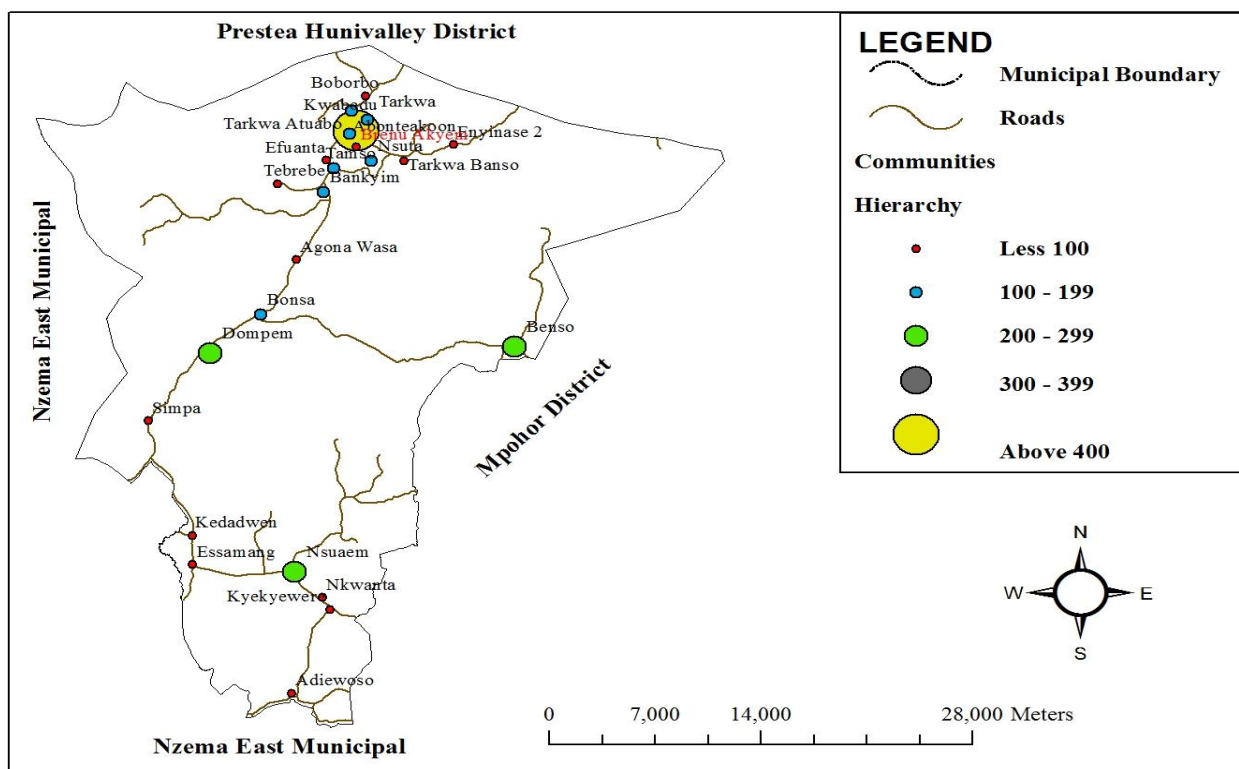
Again, when access is improved for infrastructure such as roads and electricity, it would aid the processing of agro-products, thus diversifying the economy from agrarian to an industrialised one. An improvement in road condition would also increase physical access thereby reducing the cost of establishing new facilities.

Aside the Municipal Capital, the bulk of resources would be channeled towards Nsuaem, the next biggest community so it can also perform more functions to the communities around it. This was informed by the spatial analysis carried out in section 1.3.5. Hence the preferred development option, spatially, is towards Nsuaem, where the bulk of the unserved and underserved population live. Figure 3.1 shows the current level of development. At the end of the planning period, Nsuaem is expected to move to a second order when their health centre and Police Station are upgraded together with the completion of their Small Town Water System. Others are the construction of a market and an improvement in the town roads. The Assembly should step up efforts to establish a Senior Secondary School as well as encourage the Private Sector to invest in the establishment of an LPG station among others.

3.2 Municipal Goal

The goal for the Municipality for the planning period is; **‘improving the quality of life of the people by reducing poverty and income inequalities through the creation of an enabling environment for accelerated sustainable socio-economic growth and good governance in partnership with the Private Sector and other stakeholders’**. Goals were also set for all the adopted thematic areas and have been shown in table 2.5

Figure 3.1- Hierarchy of Settlements in Tarkwa-Nsuaem



Source: MPCU – TNMA, 2014

3.3 Development Projections for 2014-2017

Population is a major determinant in the provision and distribution of services, in order that there will be a threshold population to sustain services. Other considerations like distances between facilities and communities influence geographical access to facilities and equity in the distribution of services. Projections have been made for the major sub-sectors of the municipality that is; health, education, water and sanitation.

The Tarkwa–Nsuaem Municipality had a population estimated to be 155,981 in 2013. This is expected to increase to 160,731 in 2014, 165,626 in 2015, and 170,670 in 2016 respectively. The total population is expected to be 175,868 in 2017; the end of the planning period.

Tables 3.1, 3.2 and 3.1 show the projection of school enrollment, buildings and teachers accommodation respectively.

Table 3.1- Projection of School Enrolment from 2014 to 2017

Years	Expected Pupils in KG (3-5 years)	Expected Pupils in Primary (6-12)	Expected Pupils in JHS (13-18 Years)	Expected Students (SHS)
2014	9,883	28,241	10,170	3,230
2015	10,388	29,014	10,870	3,630
2016	10,983	29,914	11,670	4,030
2017	11,683	30,891	12,320	4,430

Source: MPCU – TNMA, 2014

Table 3.2 - Projection of School Buildings from 2014 - 2017

Years	Expected Number of KGs	Expected Number of Primary Schools	Expected Number of JHS
2014	2	4	1
2015	3	3	1
2016	4	3	1
2017	4	1	1
Total	15	11	4

Source: MPCU – TNMA, 2014

Table 3.3 - Projection of Teachers' Accommodation from 2014 - 2017

Years	Expected Number of Teachers	Expected Number of Teachers Accommodation	Expected Number of Toilets and Urinals	Expected Number of Water Facilities in Schools
2014	20	1	5	-
2015	20	2	5	3
2016	20	2	5	3
2017	20	2	5	3

Source: MPCU – TNMA, 2014

In the case of water facilities, there is the need to increase the sources of potable water to enable an increase in the total coverage also reduce the incidence of water related diseases as the population increases from 160,731 in 2014 to 175,868 in 2017. Currently, the percentage coverage for potable water is 84. It is expected to be 86 percent by the end of 2015 upon completion of the 20 boreholes and the Small Town System in Nsuaem. The coverage is expected to be 88 percent and 90 percent respectively for 2016 and 2017 the end of the planning period. To achieve this, additional 40 boreholes would be required while Simpa, the next biggest community gets a small town water system. Ten water systems would also be rehabilitated within the planning period. Communities to benefit from boreholes are; Government Hill, Nsuaem- Kanianko, Nkamponase, Zongo Railway, New Atuabo, Senyakrom, Dompim, and Tamso-Layout, Tamso-Compound, Old Town, Borborbo, Bankyim, Low Cost and New Takoradi among others. All these facilities would come along with public education on their usage, operation and maintenance. Again, Water and Sanitation Committees would be trained in every beneficiary community.

Communities to benefit from electrification projects include; Domeabra, Teacherkrom, Mpeasem/ Bona, Badukrom, Abompuniso, Wangarakrom, Techiman, Benso Essamang, Mahamo, Subriso, Yayaho, Tetrem, Morisonkrom near Adiewoso, Israel, Yasikrom, and Solar. The rest are Kroboase, Pataho, Nsuaem Zongo, Kofikrom, Simpa Junction, Esuogya, Mile 5, Bonsawire and Esuoso.

In the area of toilet facilities, efforts would be concentrated at bigger communities and market centres to provide them with public toilet facilities. There will be increased public education to encourage the construction of household toilets while enforcing building byelaws to ensure that provision is made for toilet facilities for all new buildings.

3.4 Relevant Policy Objectives Adopted from the NMTDPF 2014-2017

Following the setting of the Municipal and the six thematic goals, the National objectives were also adopted from National Development Framework. To achieve the objectives, corresponding strategies were also adopted while specific activities were identified to deal with the key development issues. Table 3.4 presents a summary of the key issues, thematic goals, objectives and strategies.

Table 3.4 - Key Issues, Adopted Objectives and Strategies

Issues	Adopted Objectives	Adopted Strategies
Enhancing Competitiveness in Ghana's Private Sector		
<i>Goal: Creating the enabling environment for Business Development</i>		
Inadequate capital for business development	Develop a financial sector which is more efficient and responsive to private sector needs	Enhance access to affordable credit Create an attractive environment for private capital from both domestic and international sources
Inadequate entrepreneurial skills	Improve efficiency and competitiveness of MSMEs	Facilitate the provision of training and business development services Support the promotion of cost effective technology to remove value chain constraints
Limited exploitation of potentials and inadequate investment in the tourism sector	Diversify and expand the tourism industry for economic development	Ensure tourism planning in District Development plans to promote tourism development Develop sustainable eco-tourism, culture and historical sites
Inadequate processing facilities Bureaucracies in business registration	Accelerate technology-based industrialization with strong linkages to agriculture and other natural resource endowments	Encourage Local Economic Development (LED) based on the resource endowments of districts
Accelerated Agriculture Modernisation and Sustainable Natural Resources Management		
<i>Goal: Improving Agricultural Productivity in a Sustainable Environment</i>		
Limited access to extension services	Improve science, technology and innovation application	Improve the effectiveness of Research-Extension-Farmer Linkages (REFLs) and integrate the concept into the agriculture research system to increase participation of end users in technology development

Issues	Adopted Objectives	Adopted Strategies
Inadequate capital facilities and high cost of labour and inputs	Improve agriculture financing	Provide appropriate framework to ensure adequate flow of financial resources to the agriculture and aquaculture industries with particular attention to smallholder farmers
Diversion of cocoa and oil palm to rubber production	Promote the development of selected cash crops	Intensify and extend the mass spraying exercise to include brushing, pest and disease control, shade management, pollination and fertilization
Post-harvest losses Inadequate agro-processing	Improve post-production management	Strengthen collaboration between public and private sector institutions to promote agro-processing, storage and marketing
Inadequate market for agricultural produce Inadequate Market infrastructure	Develop an effective domestic market	Strengthen partnership between private sector and District Assemblies to develop trade in local markets
Underdeveloped livestock production	Promote livestock and poultry development for food security and income generation	Review and update current Livestock Development Policy, Diseases of Animal Act 1961, Act 83, and Veterinary Surgeon's Law of 1992
Deforestation	Ensure sustainable management of natural resources	Vigorously pursue reclamation and afforestation in degraded areas
Environmental Pollution by mining activities	Adapt to the impacts and reduce vulnerability to climate variability and change	Facilitate the sensitization of illegal miners
Destruction of houses by mining blasts	Promote sustainable extraction and use of mineral resources	Review guidelines on mining in forest reserves and re-negotiate Government's position with stakeholders
Increased conversion of wetlands to other forms of land uses	Ensure sustainable use of wetlands and water resources	Promote decentralization and participatory wetlands management
Inefficient industrial waste management Negative attitudinal and behavioural orientation towards proper waste disposal	Promote effective waste management and reduce noise pollution	Intensify public education on improper waste disposal Increase investment in infrastructure for waste management through Public Private Partnerships
Limited involvement of stakeholders in natural resource management initiatives at the local level	Enhance natural resources management through community participation	Develop and implement communication and public participation strategy for natural resource management
Limited awareness of climate change and its impacts	Mitigate the impacts of climate variability and change Promote green economy	Promote energy efficiency in all aspects of social and economic life
Competing land uses; mining	Promote sustainable environment, land and water management	Promote the development of community land use plans and enforce their use, particularly in urban and peri-urban agriculture
Traditional methods of farming at subsistence level	Promote agriculture mechanization	Strengthen collaboration with the private sector to build capacity to manufacture appropriate agriculture machinery, tools, and other equipment locally

Issues	Adopted Objectives	Adopted Strategies
Infrastructure, energy and human settlements		
<i>Goal: increasing access to basic infrastructure</i>		
Poor Road Network and condition	Establish Ghana as a transportation hub for the west African sub-region	Improve and develop the physical infrastructure across all modes for transport
Ineffective land use planning and implementation	Promote a sustainable, spatially integrated and orderly development of human settlements for socio-economic development Streamline spatial and land use planning system	Formulate a human settlement policy to guide settlements Integrate land use planning into the Medium-Term Development Plans at all levels Expand the use of Geographic Information System (GIS) and GPS in spatial/land use planning at all levels
Haphazard land development Poor quality of rural housing	Improve and accelerate housing delivery in the rural areas	Promote orderly growth of settlements through effective land use planning and management Promote the transformation of the rural economy to encourage the growth of quality settlements
Inadequate toilet facilities	Accelerate the provision of improved environmental sanitation facilities	Build the capacity of district assemblies to manage environmental sanitation Promote the construction and use of modern household and institutional toilet facilities Expand disability-friendly sanitation facilities
Inadequate Supply of Potable water	Accelerate the provision of adequate, safe and affordable water	Ensure sustainable funding for rural water delivery Develop and manage alternative sources of water, including rain water harvesting
Absence of electricity in new areas and inadequate electricity expansion	Provide adequate, reliable and affordable energy to meet the national needs and for export	Expand power generation capacity Accelerate and sustain the implementation of the power sector reforms
Human development, productivity and employment		
<i>Goal: improving the quality of life in the municipality</i>		
Inadequate teachers	Improve management of education service delivery	Ensure efficient development, deployment and supervision of teachers
Inadequate school infrastructure Inadequate Accommodation for teachers Inadequate community libraries	Increase equitable access to and participation in education at all levels	Provide infrastructure facilities for schools at all levels across the country particularly in deprived areas Accelerate the rehabilitation /development of basic school infrastructure especially schools under trees
Inadequate access to health facilities Inadequate health personnel	Bridge the equity gaps in geographical access to health services	Strengthen the district and sub-district health systems as the bed-rock of the national primary health care strategy

Issues	Adopted Objectives	Adopted Strategies
Inadequate Accommodation for health personnel		Accelerate the implementation of the revised CHPS strategy especially in under-served areas
Prevalence of HIV and AIDS	Ensure the reduction of new HIV and AIDS/STIS infections, especially among the vulnerable groups	Expand and intensify HIV Counselling and Testing (HTC) Programmes Intensify education to reduce stigmatization Intensify behavioural change strategies especially for high risk groups for HIV & AIDS and TB
Inadequate vocational schools	Increase inclusive and equitable access to, and participation in education at all levels	Expand delivery modes including distance education, open schooling, transition education and competency-based training for Technical and Vocational Education and Training (TVET)
Lack of appreciation of issues affecting Persons With Disability (PWDs)	Ensure effective appreciation of and inclusion of disability issues	Mainstream issues of disability into development planning processes at all levels Improve funding for disability programmes
Low participation of PWD in development	A more effective appreciation of and inclusion of disability issues both within the formal decision making process and in the society at large	Mainstream issues of disability into the development planning process at all levels Promote continuous collection of data on PWDs Promote the implementation of the provisions of the Disability Act
Child Labour	Children's physical, social, emotional and psychological development enhanced	Facilitate the implementation of the national plan of action (NPA) on child labour, especially WFCL Formulate key policies and appropriate programmes to enhance child protection and development
Teenage Pregnancies	Reinforce family planning as a priority in national development	Expand coverage, availability and accessibility of reproductive health and Family Planning services including adolescents/youth
High incidence of poverty among food crop farmers	Reduce poverty among food crop farmers and fisher folks	Establish mechanisms for effective marketing of fish and farm produce (for example through linkages to the Ghana School Feeding Programme, second cycle institutions, Prison Service, etc.) Develop and implement programmes to expand access to complimentary inputs and services by extremely poor farmers and fisher folks
Transparent and Accountable governance		
<i>Goal: Ensuring Transparency and Accountability of duty bearers at all levels</i>		
Poor enforcement of bye-laws	Enhance peace and security	Forestall civil strife and external aggression
Inadequate data on taxable items	Ensure effective and efficient resource mobilisation, internal	Provide investment and capacity building grants to MMDAs under District

Issues	Adopted Objectives	Adopted Strategies
<p>Inadequate Revenue Collectors</p> <p>Unwillingness to pay taxes due to low level of tax education and perceived non-accountability by Assembly</p>	revenue generation and resource management	<p>Development Facility (DDF) and Urban Development Grant (UDG)</p> <p>Institute measures to block leakages and loopholes in the revenue mobilisation system of MMDAs</p> <p>Ensure effective monitoring of revenue collection and utilisation of investment grants</p> <p>Develop reliable business and property database system including the street naming and property addressing</p>
Gaps in communication and accountability between the Assembly and citizens	Integrate and institutionalize district level planning and budgeting through the participatory process at all levels	Strengthen engagement between assembly members and Citizens
Limited information flow between Government and public	Enhance development communication across the public sector and policy cycle	Strengthen the capacity of ISD to effectively implement and coordinate its public relations role in MDAs and MMDAs
Ineffective execution of roles by stakeholders	Enhance platforms for engagement with civil society and private sector and improve responsiveness by governance institutions	Ensure clarity in the roles and responsibilities of CSOs
<p>Inadequate accountability of duty bearers</p> <p>Low Performance of Sub-structures</p>	Promote social accountability in the public policy cycle	<p>Enhance participatory budgeting, revenue and expenditure tracking at all levels</p> <p>Expand communication platforms for civil society to enhance participation in the policy process</p>
Low participation of women in local governance	Promote gender equity in political, social and economic development systems and outcomes	Integrate gender into government policy and planning systems and financial frameworks, and their implementation at all levels
Inadequate access to Police Services	Improve internal security for protection of life and property	Enhance institutional capacity of the security agencies
<p>Limited capacity for policy formulation and implementation</p> <p>Unsatisfactory working conditions and environment for public sector workers</p>	Promote and improve the efficiency and effectiveness of performance in the public and civil services	<p>Review current status of the on- going public sector reform programme and ensure its accelerated implementation</p> <p>Develop a systematic training framework in public policy formulation and implementation for public and civil servants</p>

CHAPTER FOUR

DEVELOPMENT PROGRAMMES

4.0 Introduction

In order to achieve the Municipal Goal, a closer look is taken at broad development programmes for 2014 to 2017 in this chapter. To effectively implement the projects, programmes and activities in the plan, a detailed financial plan has been outlined in this chapter. The Chapter discusses the development programmes for the planning period covering all the adopted thematic areas. Also included in the chapter is an indicative financial plan and the application of sustainability tools.

These are part of the programme - based budgeting which requires all MMDAs to develop appropriate programmes and sub-programmes under each of the policy objectives adopted.

4.1 Broad Municipal Development Programmes

In order to address the issues identified earlier and to achieve the spatial development option together with the development focus, broad programmes were identified. These were done to ensure consistency, continuity as well as complementarity in implementation. The broad programmes which are both physical and non-physical have been presented in Table 4.1 with their corresponding sub-programmes.

Table 4.1 - Broad Municipal Development Programmes of Tarkwa - Nsuaem

Thematic Area	Broad Programme	Sub Programme
Enhancing Competitiveness in Ghana's Private Sector	Improve Private Business Development	<ul style="list-style-type: none"> • Link businesses to financial services • Organisation of Training Programmes on Business Development • Development of Eco - Tourism
Accelerated Agriculture Modernization and Sustainable Natural Resources Management	Increase Agricultural Productivity	<ul style="list-style-type: none"> • Farm and home visits and extension services • Farmers' Day Celebration • Programme for cocoa and oil palm development • Inland Valley Rice Development Project • Post-harvest management • Construction and Rehabilitation of Market Sheds and Ancillary Facilities • Livestock production and management
	Improve Natural Resources Management	<ul style="list-style-type: none"> • Distribution of seedlings and Tree Planting Exercise to reclaim degraded land • Sensitization of Communities in Mining Catchment Areas • Soil Fertility Improvement Programme • Disaster Prevention Programmes against flooding • Community participation in SRA to enhance transparency • Social and environmental safeguard programmes • Climate change adaptability programmes • Green economy programmes • Organisation of programmes to protect water bodies

Thematic Area	Broad Programme	Sub Programme
Infrastructure, Energy And Human Settlements	Improve Road Infrastructure	<ul style="list-style-type: none"> ● Rehabilitation of Roads ● Spot Improvement on Roads ● Reshaping of Roads annually ● Construction of New Road ● Rehabilitation of Street Lights ● Patching of Town Potholes, Resealing, Upgrading of Gravel Roads and Line marking of Major Roads
	Improve land use management	<ul style="list-style-type: none"> ● Education of citizens and Enforcement building regulations and development control ● Street naming and house addressing exercise ● Preparation of Structure Plan ● Preparation of local plans ● Preparation of planning schemes
	Increase access to environmental sanitation facilities	<ul style="list-style-type: none"> ● Public Education on Waste Management ● Purchase of Backhoe and Refuse Truck ● Construction of Refuse bays and Supply of Refuse Containers ● Construction and Rehabilitation of Toilets ● Public education on CLTS
	Increase supply of water	<ul style="list-style-type: none"> ● Construction of Small Town Water System ● Construction of Boreholes ● Reconstitution and training WATSANs and WSDB ● Rehabilitation of water systems ● Extension of electricity to communities
Human Development, Productivity And Employment	Improve access to quality education	<ul style="list-style-type: none"> ● Capacity Building Programmes for Teaching and Non-Teaching staff ● Strengthening of SMCs and PTAs ● Organisation of Annual Mock Exams ● Construction and Rehabilitation of Schools ● Construction of Teacher's Accommodation ● Supply Desks to school pupils and Teachers ● My first day at school programme ● Organisation of STME Clinics ● Teacher's Awards programme ● Celebration of Independence day ● Sports development projects and programmes ● Sponsorship for girls in vocational training
	Improve access to health care delivery	<ul style="list-style-type: none"> ● Upgrade 4 Health Facilities ● Construction of CHPS Zones ● Residual wall spraying against mosquitoes ● Provision of equip support to health facilities
	Reduce incidence of HIV and AIDS and support PLWHA and OVCs	<ul style="list-style-type: none"> ● Educational campaigns against HIV and AIDS through behavioural change ● Support PLWHAs and OVCs ● Support the celebrate of World AIDS DAY

Thematic Area	Broad Programme	Sub Programme
	Include PWDs in the development process	<ul style="list-style-type: none"> • Training programmes for PWDs • Provide start-up capital for businesses for PWDs • Construction of ramps on existing structures to make them disability friendly • Inclusion of PWDs in decision making • Campaign against child labour
	Reduce incidence of child labour	<ul style="list-style-type: none"> • Enforcement laws on child labour • Celebration of World Child labour day • Educational programmes on family planning • Support National Immunisation Programme
Transparent And Accountable Governance	Improve Internally Generated Revenue	<ul style="list-style-type: none"> • Valuation and Revaluation of Properties • Sensitisation on the need to pay taxes
	Improve transparency and accountability	<ul style="list-style-type: none"> • Construction and rehab of Police Stations • Construction of Fire Service Office • Participatory M and E with stakeholders • Rehabilitation of Community Centre • Town hall meetings and Citizen's Satisfaction Surveys • Support SPEFA Fora
	Include gender issues in the development process	<ul style="list-style-type: none"> • Participation of women in the governance process • Public education on gender issues • Public education and Enforcement of Bye- laws
	Improve working conditions of public sector workers	<ul style="list-style-type: none"> • Completion of Administration Block • Purchase minibus, pick – up, Tipper truck and motor bikes for Assembly • Construct 2 No semi-detached bungalows • Capacity building programmes at all levels • Purchase of computers and accessories

4.2 Composite Programme of Action

A composite Programme of Action (POA) covering the four years has been formulated based on the issues identified for each thematic area, as well as the locations, indicators, time frame, indicative budgets and implementing department. *Annex 4* shows the needs as ranked in order of importance by the six sub-districts within the Municipality based on which the POA was prepared. This can be found in *Annex 5*.

Development projects and activities have been phased out year by year for the four year period in Annual Action Plans. The principles guiding the phasing out were the impact of the project or activity on the larger population, its significant linkage effect on meeting basic needs as well as its multiplier effect on the local economy.

An effort has been made to ensure equitable distribution of these projects and programmes to avoid over concentration of activities in the capital. Though the location of most of the activities in the

governance sub-sector is Tarkwa, it is by virtue of it being the administrative capital and would therefore host most of the facilities, especially the equipment.

4.3 Indicative Financial Plan

The Assembly is currently using the Medium Term Expenditure Framework (MTEF) budgeting process which involves the preparation of a composite budget with inputs from all the Decentralised Departments. The costed Annual Action Plans for the four years can be found in *Annexes 6, 7, 9 and 10* for 2014, 2015, 2016 and 2017 respectively. Table 4.1 shows the total costs per year.

Table 4.2 - Cost of Annual Plans

Year and Sources	2014	2015	2016	2017	Total Cost of Annual Plans GH¢	Percent
Internal	7,418,820.70	7,222,847.07	7,412,070.75	8,299,333.71	30,353,072.24	57
External	6,607,815.80	7,384,202.93	4,336,779.25	4,639,516.29	22,968,314.26	43
Total	14,026,636.50	14,607,050.00	11,748,850.00	12,938,850.00	53,321,386.50	100

Source: MPCU – TNMA, 2014

In 2014 a total of GH¢14,026,636.50 would be needed to finance the scheduled projects. For the year 2015 the amount will be GH¢14,607,050.00, that for 2016 is GH¢12,938,850.00 and for 2017 it is GH¢10,104,650.00. The total amount needed for the planned period therefore stands at GH¢53,321,386.50. Efforts were made to concentrate the activities in the first two years to allow for possible roll - over projects in the last two years.

The sources termed internal would be from the DACF, IGF, DDF, MDF and the UDG and its associated Capacity Support Fund (CSF). For external, the sources are the Road Fund and GOG as well as IDA for water and sanitation projects. The Ghana AIDs Commission would be funding HIV and AIDS activities while COCOBOD would again fund the Cocoa Disease and Pest Control Programme (CODAPEC). The Rural Enterprises Project (REP) with funds from the African Development Bank would provide funds for skills training programmes like cassava and oil palm processing, soap making, grass cutter rearing as well as batik tie and dye making. Other funding agencies are the Ghana Highway Authority, Ministry of Education, Ministry of Health, Ministry of Food and Agriculture, the Ministry of Energy as well as the GETFUND. Development Partners within the Municipality are Goldfields Ghana Limited, AngloGold Ashanti Iduapriem Mines, Golden Star Resources Wassa Mine and Local Governance and Decentralisation Project (LOGODEP).

Though, all the above have been identified as external bodies to fund projects, the Assembly would be providing counterpart funding to some projects and also create the enabling environment for the funding to materialise. It should be noted that the budget for the various years could change as a result of changes in the macro economy.

In Table 4.3, an overview is given of expected funds. The total amount expected in the planned period is approximately GH¢49,564,820.04. This implies that the Municipality should step up its IGF

mobilisation while communities are also encouraged to support the Assembly especially with labour and materials and also undertake Community Initiated Projects (CIPs).

Table 4.3 - Expected Revenues in TNMA (2014-2017)

SOURCES OF FUNDS	AMOUNT				
	2014	2015	2016	2017	TOTAL
IGF	2,238,749.24	3,134,248.94	4,387,948.51	6,143,127.91	15,904,074.60
DACF	750,523.35	863,101.85	992,567.13	1,141,452.20	3,747,644.53
DDF	419,020.99	481,874.14	554,155.26	637,278.55	2,092,328.94
UDG	690,000.00	897,000.00	947,000.00	997,000.00	3,531,000.00
CSF	140,000.00	160,000.00	160,000.00	160,000.00	620,000.00
GOG (GETFund)	32,522.00	37,400.30	43,010.35	49,461.90	162,394.55
IDA	3,340,000.00	3,674,000.00	4,041,400.00	-	11,055,400.00
Donors	1,572,479.02	1,808,350.87	2,079,603.50	2,391,544.03	7,851,977.42
Devt Partners	1,000,000.00	1,100,000.00	1,200,000.00	1,300,000.00	4,600,000.00
Total	10,183,294.60	12,155,976.10	14,405,684.75	12,819,864.59	49,564,820.04

Source: MPCU – TNMA, 2014

Table 4.4 shows the variance in the cost of implementing the plan as against the expected revenues. In this wise, the assembly intends to use the under listed strategies to finance the remaining projects. First, the assembly would have a meeting with all the financial institutions to take up some of the projects as their social responsibility to the Municipality. Again, the Assembly intends to mark more streets for the pay-parking project that has just taken off, currently only a third of the spots earmarked have been marked for collection to be done. The assembly would also solicit for funds for projects through proposal writing so more development partners can be identified to help.

Table 4.4 - Variance in Implementation Cost and Expected Revenue

Year	Cost of Plan GHC	Expected Revenue GHC	Variance GHC
2014	14,026,636.50	10,183,294.60	3,843,341.90
2015	14,607,050.00	12,155,976.10	2,451,073.90
2016	11,748,850.00	14,405,684.75	-2,656,834.75
2017	12,938,850.00	12,819,864.59	118,985.41
Total	53,321,386.50	49,564,820.04	3,756,566.46

Source: MPCU, 2014

4.4 Sustainability Analysis

To ensure that environmental concerns have been adequately catered for as far as the policies, programmes and projects section 4.1 together with their activities are concerned and to ultimately achieve a green economy, the sustainability test tools were applied. The objective is to ascertain the internal consistencies in the objectives, that is, how well they complement each other. It was realised that generally, the programmes and projects supported each other and would address all the issues identified. This was done with the use of the compound matrix. Again, internal consistencies of the activities were also determined by matching them against each other, here also most of the activities supported the others. Here the compatibility matrix was used.

To test for the overall sustainability of the activities, the sustainability criteria matrix was used. This tool is designed mainly to give visual and a quantitative measure of the extent to which activities outlined in the plan could provide sustainable growth and development without which the goal of improving the quality of life cannot be achieved.

A set of criteria based on measures to reduce negative effects were applied to see their effect on natural resources, social and cultural conditions, the economy and on institutional issues. A score of 1 to 5 in Table 4.4 is used based on the performance of the activity in relation to the criteria. The ones that have negative environmental effects are the waste management issues, however, measures to control them have been identified. These include more public education on the negative attitude towards disposal as well as the pay-as-you-dump to generate revenue for better management. There are also plans to treat both solid and liquid waste to reduce the negative impacts on the environment.

Table 4.5 - Scale of Sustainability Test

Scale	0	1	2	3	4	5
Effects	Not Relevant	Works Strongly against the aim	Works against the aim	On balance or has neutral effect on the aim	Supports the aim	Strongly supports the aim
Colour	Black	Red	Red	Yellow	Green	Green

The overall performance of the activities was quite promising. Those involving construction impacted negatively on almost all the components of natural resources namely; deforestation, pollution, ecotourism and climate change with the obvious result of the destruction of wildlife and their habitats which are eco-tourist attractions in themselves.

In order to minimise the negative impacts measures, such as tree planting, landscaping to check erosion around public buildings would be done. Others are inclusion of environmental concerns into all the skills development and capacity building trainings to address the issue of pollution as well as reclaiming degraded lands. There would be increased stakeholder consultations during project implementation so the desire of achieving a green economy would be a collective responsibility.

Implementing agencies for these activities together with the Central Administration are; EPA, EHSU, MOFA, Forestry Commission, Ghana Tourism Authority and the REP.

CHAPTER FIVE

MUNICIPAL ANNUAL ACTION PLAN

5.0 Introduction

Following from the development programmes in chapter four which covers the entire planning period, the year by year action plans have been detailed out in this chapter. These plans reflect spatial planning interventions like structure plans, local and community action plans. It also highlights the Composite Budget and implementation of the Annual Action Plans.

5.1 Annual Action Plan Reflecting Spatial Planning Interventions

The Medium Term Plan has been phased out into Annual Action Plans (AAPs) for four years starting from 2014 as noted earlier. These plans would to be implemented based on the annual budget of the Assembly. They were prepared taking the following into consideration, for instance, all ongoing projects must be captured within the first year as well as projects which require immediate attention. The spatial aspects reflecting the preparation of a structure local plans have all been captured in the AAPs.

5.2 Municipal Plan Linked to the Composite Annual Budget

The annual budget allocates financial resources to the Action Plan. The MTEF provides for the integration of the recurrent and development budget. Personnel Emoluments relate to salaries and wages paid to established and non - established post while Administration relates to the running of the Assembly and this includes utilities, travel and transport, postal charges and telecommunication. Services provided by the assembly to the people include the provision of health care, education, water and sanitation, public education among others. The construction of schools and office blocks, provision of furniture and water facilities, purchase of equipment, computers, vehicles and other capital goods are considered investments. On a yearly basis, the Action Plan as an output is the input for the Annual Budget.

5.3 Implementation of Annual Action Plans

The action plans specify the title of the project or activity, its location, their output indicators, start and end dates in quarters as well as amounts involved. It spells out the source of funds for the project, whether internal or external and who would implement it and with whose support.

CHAPTER SIX

MONITORING AND EVALUATION ARRANGEMENTS

6.0 Introduction

Monitoring and evaluation form a vital part of both planning and implementation. This chapter presents a detailed strategy on how monitoring and evaluation would be carried out to ensure a smooth implementation of the plan and also provide the necessary feedback. It highlights the monitoring guidelines as prescribed by the NDPC as well as methodologies adopted.

6.1 Monitoring and Evaluation Plan for the Municipality

Monitoring is the continuous and periodic review of the implementation of an activity to ensure that work is progressing according to plan. It starts as soon as implementation begins and it provides a feedback to project managers to ensure efficient and effective project performance. Monitoring is carried out while the project is being implemented with respect to input delivery and utilization as well as output delivery. Evaluation on the other hand is a process of determining the impact of activities in terms of its stated objectives. It may be ex-ante; before project, mid-term, terminal and ex-post; that is after implementation.

Monitoring and Evaluation would be done at several levels. At the local level and for specific projects, it would be done by; Urban or Zonal Council members, the Assembly Members, Traditional Authority, Women's Representative, Youth Representative, Religious Leaders, Teacher/Civil Servant, Unit Committees and an NGO/CBO representative. At the Assembly level, the entire MPCU would take part in process. The Departments have their own teams or supervisors who go round monthly to collect information from the communities and the zones.

External monitors including the RCC would also conduct quarterly visits on plan implementation. At the National level, teams from the NDPC, MLGRD, and the Office of the Administrator of DACF at intervals would visit the Municipality's projects. Aside these, stakeholders like the World Bank, Country Directors of particular projects and other development partners would conduct their own monitoring.

Review meetings with stakeholders would be held to evaluate projects quarterly. The MPCU would conduct impact evaluation to assess the overall changes. The Assembly will employ Strategic Evaluation, Impact Assessment, Poverty profiling and mapping, thematic evaluation and beneficiary assessments as tools for effective evaluations as the case may be. From time to time, the Assembly would engage experts with support from the CSF under the Local Government Capacity Support Project to undertake Citizens' Satisfaction Surveys. Table 6.1 presents the monitoring and evaluation schedule.

Table 6.1 - Monitoring and Evaluation Work Plan

ACTIVITIES	TIME FRAME 2014 - 2017	ACTORS
Review of MTDP and development of indicators and targets	Yearly	MPCU/ stakeholders
Inspections by the Works Department	Monthly	Works Department
Quarterly field visit to project site	The last week of each quarter	MPCU
Feedback to stakeholders	1 st week of each month	MPCU
Quarterly review	Ending of every quarter	MPCU/ Stakeholders
Quarterly report	Beginning of subsequent quarters	MPCU
Mid-year reviews	Ending of mid-year	MPCU/ Stakeholders
Mid-year reports	Early July	MPCU
Annual Review	Beginning of January every Year	MPCU
Final evaluation of project	After project completion	MPCU/ Stakeholders

Source: MPCU - TNMA, 2014

6.2 Format for Monitoring and Evaluation

Prescribed monitoring format in *Annexes 9 and 10* would be used in gathering information. This describes the project and its location as well as the sector in which it is to be implemented. The estimated amount as well as the actual amount spent is indicated. This is followed by the contractor's name and address and expenditure to date. The start and end dates are equally stated with the progress of work. It ends with a column for remarks on the status of implementation.

CHAPTER SEVEN

COMMUNICATION STRATEGY

7.0 Introduction

This chapter, which is the last, is the Communication Strategy. It relates to the dissemination of the Medium Term Development Plan as well as progress reports on implementation to stakeholders. It also shows how awareness would be created and the roles stakeholders are expected to play, promotion of dialogue and generation of feedback on the performance of the Municipality by stressing on the promotion of access to information and management of expectations of the public.

7.1 Communication Strategy / Plan

It is an obligation of the Assembly to disseminate information on programmes, projects and activities as part of efforts to include the citizenry in the governance process. Again, the Assembly ought to create awareness on the roles and expectations of the stakeholders in the implementation of the programmes by promoting dialogue and generating feedback on performance. The targeted audience of this plan includes; the General Assembly, Urban and Zonal Council, Traditional Authority, Development Partners and CSO.

Some of the dissemination techniques to be used are the following.

- Announcements, discussions and broadcast in the local media and newspapers
- Meeting with Traditional Rulers, Urban and Zonal councils, Assembly Persons and other Opinion Leaders and tasking them to take the messages back to their communities
- Holding community durbars
- Organizing Town Hall meetings every six months with support from the Social Public Expenditure and Financial Accountability (SPEFA) project
- Organising fora on monthly basis to track the Assembly's development process

The Client Service Centre will promote access to information and management of expectations of the public concerning the services of the Municipality. The Municipal Assembly has set up a Development Communication Committee on Dissemination of information on governance issues as well as government policies and programmes with the following membership; The Committee is chaired by the Presiding Member with the Public Relations Officers /Information Officers as Secretary. Other members are the Planning Officer, the Works Engineer, the Budget Officer and to highlight the spatial aspects, the Physical Planning Officer.

- Relevant information would be put on the Assemblies' website,
 - www.tarkwa-nsuaem.ghanadistricts.com.
 - www.tarkwansuaem.ghanadistricts.gov.gh

7.2 Dissemination of the MTDP and Annual Progress Reports

The dissemination aspect of Monitoring and Evaluation reports are as useful as their preparation. Copies of the APR and quarterly reports would be forwarded to the RPCU, NDPC and other MDAs and stakeholders. Sharing the content of these reports with stakeholders at the sub-district and community levels will increase the accountability and transparency of the DA as well as displaying commitment to development and poverty reduction. Furthermore, it will boost the commitment of the stakeholders to support development interventions that emerge from the Monitoring and Evaluation exercise.

The issue of reporting is key in any monitoring and evaluation exercise. All the identified project actors, communities and sector departments involved would be made aware of the key observations and findings after every monitoring exercise. This will allow all stakeholders to take the necessary action that require redress before the next monitoring exercise based on their roles as identified during the stakeholder analysis. The MPCU would include all the findings and reactions in its Quarterly and Annual Progress Reports (APR). The APR is a compilation of all the Monitoring and Evaluation activities in the year.

7.3 Creating Awareness on Roles of Stakeholders

Stakeholders in Tarkwa-Nsuaem include all the organisations and groups of people with an involvement in issues and strategies connected with development. The identification and participation of these stakeholders will lead to sustained capacity building, dissemination and demand for Monitoring and Evaluation results. The stakeholders were identified and analysed with a critical look at their background information and their various roles, needs and responsibilities. A total of 22 stakeholders were identified and also made to participate in the public hearings. These have been presented in *Annexes 11 and 12*.

The table below shows the sequence of activities for the communication aspect of the plan. It spells out the specific activities and their frequencies among others.

Table 7.1 Communication Plan

Activity	Purpose	Audience	Method /Tool	Timeframe	Responsibility
Community sensitization	To create awareness on the DMTDP	Community members; Traditional authorities	Community durbars	Quarterly	MCD/MPO/ Chairman of Dev't. Sub-committee
MPCU Meeting	To go through framework and draft guidelines	MPCU; Selected Heads of Departments and Units	Power point Presentation	First Quarter	MPO
Meeting with Political leadership and other Stakeholders	To get them to appreciate the DMTDP.	MCE; Presiding member; MPs and Chairpersons of the sub-committees	Presentation	First Quarter	MPCU
Town Hall Meeting	To get stakeholders to appreciate the DMTDP.	All stakeholders	Power point Presentation	First Quarter	MPCU
Executive Committee Meetings	To update stakeholders on the status of implementation	Executive committee; General Assembly	Round-table discussion	Prior to each Assembly Meeting	MPCU
Area Council Level Public Hearing	Gather data on needs and solicit inputs	Area Council Members; Community members; Assembly Members	Meeting using flip chart stand pair-wise ranking	Third Quarter	MPCU
General Public Hearing	To formulate goal, development option focus	Stakeholders	PowerPoint presentations	Third Quarter	MPCU
Final Public Hearing	To go through the draft Plan	Stakeholders	PowerPoint presentations	Third Quarter	MPCU
SPEFA Fora	Assess the level of implementation	Stakeholders	PowerPoint presentations	Monthly	MPCU
Town Hall Meetings	Assess the level of implementation	Stakeholders	PowerPoint presentations	Third Quarter	MPCU

Source: MPCU – TNMA, 2014

Annexes

Annex 1 - Review of 2010 – 2013 Medium Term Development Plan

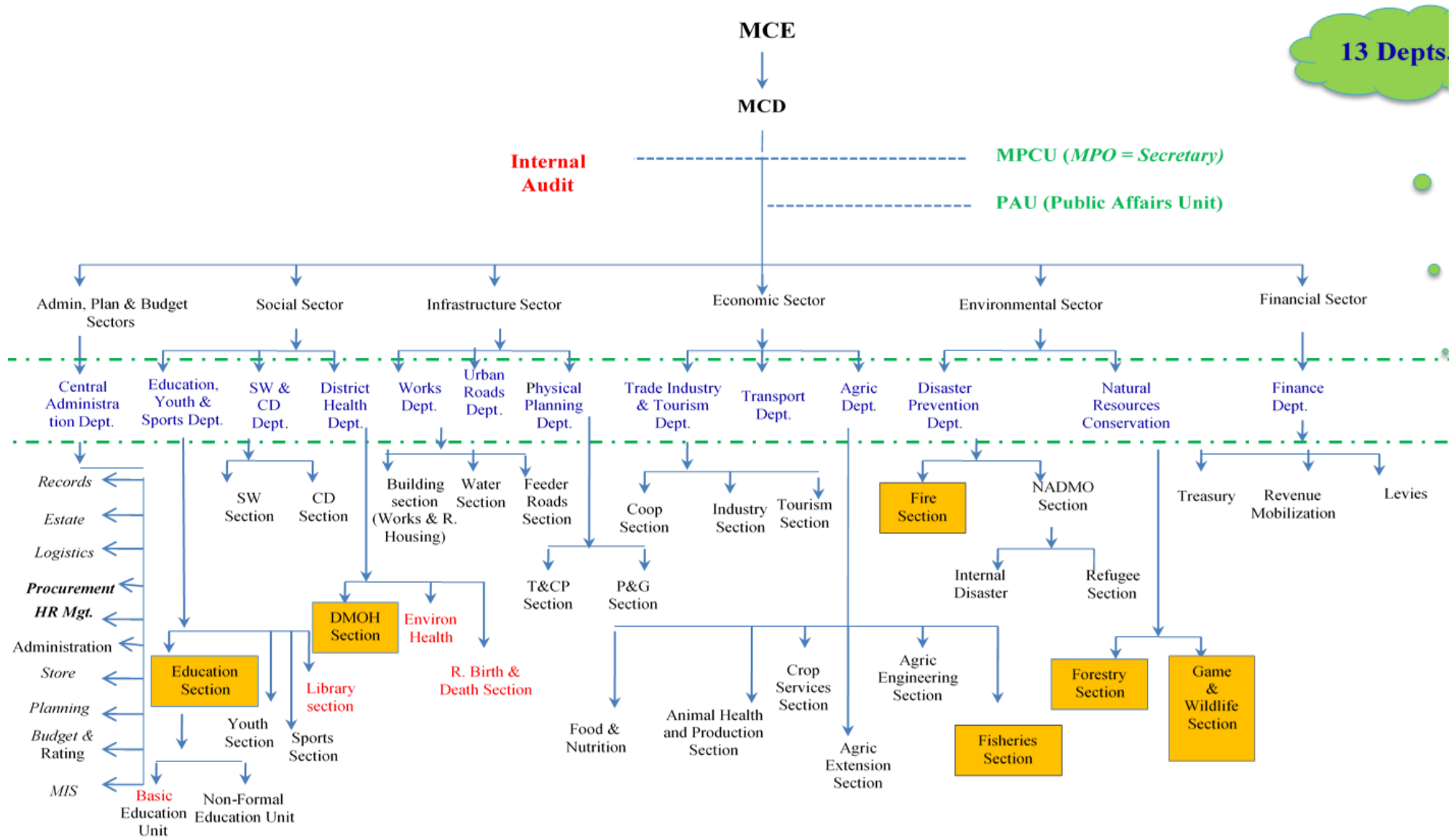
POLICY OBJECTIVES	PROGRAMME/ PROJECTS	INDICATOR	TARGET	TIME FRAME				REMARKS
				2010	2011	2012	2013	
Thematic Area 2: Enhancing Competitiveness In Ghana's Private Sector								
To increase market facilities by 40 percent by 2013	Construction of 1 No 30 market stores	No of market stores constructed	1	-	-	-	-	Not Implemented
	Rehabilitation of 4 No markets	No of markets rehabilitated	4	0	0	2	0	Ongoing
	Construction of 2 No. market shed with ancillary	No of market sheds with ancillary facilities constructed	2	2	-	-	-	Fully Implemented
	Rehabilitation of additional 45 stores	No of market stores rehabilitated	45	15	15	15	-	Fully Implemented
To promote tourist development in the municipality by 2013	Building of data on tourist site	Existence of database on tourist site	-	Yes	Yes	Yes	Yes	Fully Implemented
	Creating website on tourist sites	Existence of web site on tourism	-	Yes	Yes	Yes	Yes	Fully Implemented
Thematic Area 3: Accelerated Agriculture Modernisation And Sustainable Natural Resource Management								
To improve agro processing development by 20 percent by 2013	Provision and installation of machine to 15 groups	No of agro processing machines installed	15	5	5	5	-	Fully Implemented
	Training of 15 groups in agro processing	No of agro processing groups formed	15	5	5	-	-	Ongoing
	Training 10 groups in aqua-culture farming	No of aqua culture groups trained	10	2	4	2	2	Fully Implemented
To reduce water pollution by 25 percent by 2013	Sensitizing 30 Communities in mining catchment areas on water pollution.	No of communities sensitized on water pollution	30	10	5	11	4	Fully Implemented
To support farmers to increase their income level by 20 percent by 2013	Promoting the production of income generating crops e.g. vegetables and rice	Production of income generating crops promoted	-	Yes	Yes	Yes	Yes	Ongoing
	Sponsoring celebration of farmers day	No of farmers day celebrated	4	1	1	1	1	Fully Implemented
To increase access to credit facility by 40 percent by 2013	Facilitating the formation of 40 farmer groups to access credit facility	No of farmer groups formed	40	24	13	19	9	Ongoing
Thematic Area 5: Infrastructure, Energy And Human Settlements								
To increase access to electricity from 60 to 80 percent by 2013	Provision of 2000 electricity poles	No of electrical poles provided	2000	-	-	-	-	Ongoing
	Extension of electricity to 20 communities	No of communities with electricity extended.	20	20	20	20	20	Ongoing
	Rehabilitation of street lights from Ahwitieso to Liebberr	Street lights from Ahwitieso to Bogoso junction rehabilitated	-	No	Yes	Yes	Yes	Ongoing
To improve the road network by 30 percent by 2013	Rehabilitation of 30 Km feeder road	Km of road rehabilitated	30	24	24	24	24	Ongoing
	Rehabilitation of town roads including pot holes patching	Km of road with potholes patched	25	1.5	4	4.8	8	Ongoing
	Construction of 20 Km Access roads	Km of access roads constructed	20	11	11	11	11	Ongoing
To establish 4 ICT centres in 4 communities by 2013	Provide and install 90 computers to schools	No of computers installed	90	90	90	90	90	Fully Implemented
	Train 200 teacher in ICT	No of teacher trained in ICT	200	23	9	13	20	Ongoing
	Install internet facility in GES ICT centre	Internet installed in GES ICT centre	-	No	No	No	Yes	Not Implemented
To improve Env'tal sanitation by 40 percent by 2013	Purchase of 20 No. Refuse containers	No of refuse containers purchased	20	-	-	10	10	Ongoing
	Rehabilitation of Slaughter House	Slaughter house rehabilitated	-	No	No	No	Yes	Ongoing

POLICY OBJECTIVES	PROGRAMME/ PROJECTS	INDICATOR	TARGET	TIME FRAME				REMARKS
				2010	2011	2012	2013	
	Organization of sensitization programmes on environmental sanitation	No of sensitization programmes organized	16	3	4	4	2	Ongoing
	Sponsorship of 20 environmental personnel in training	No of environmental personnel sponsored in training	20	19	19	19	17	Ongoing
	Purchase of 1 No. Septic Emptier	No of septic emptier purchased	1	-	-	-	1	Fully Implemented
	Preparation of 1 No. Final Disposal site	No of final disposal site prepared	1	-	-	-	-	Not Implemented
	Conversion of 20 Pan Latrine to water closet (W/C) toilet	No of pan latrine converted to W/C	20	-	-	-	-	Not Implemented
	Construction of 6 No. 20-seater W/C toilet	No of 20 Seater W/C constructed	6	1	1	1	-	Ongoing
	Construction of a 16-seater W/C toilet	No of 16 Seater W/C constructed	1	1	-	-	-	Ongoing
	Construction of 1 No. 10 Seater W/C toilet with 2 Bath House	No of 10 Seater W/C constructed	1	1	-	-	-	Fully Implemented
	Purchase of 1 No. Refuse Truck	No of refuse truck purchased	1	1	-	-	-	Fully Implemented
	Construction of 4 No. 6-seater W/C Aqua Privy Toilet	No of 6 seater w/c constructed	6	-	-	-	2	Ongoing
	Pushing refuse disposal site and refuse dump	No of refuse pushing done	4	4	4	4	4	Fully Implemented
To increase the supply of potable water by 40 percent	Construction of 70 boreholes	No of boreholes drilled	70	10	4	5	23	Ongoing
	Construction of 3 No. Small Town Water Systems	No of STWS constructed	3	-	-	-	1	Ongoing
	Rehabilitation of 50 boreholes	No of boreholes rehabilitated	50	15	15	15	15	Ongoing
	Organization of training workshops for WATSAN committees in 70 communities	No of WATSANS trained	70	10	10	15	25	Ongoing
To improve settlement planning by 20 percent by 2013	Preparation of 6 settlement planning schemes for 5 Area Council Capitals	No of settlement plan prepared	6	-	-	-	-	Ongoing
	Clearing and filling of a swampy area at Essamang-Kakraba	Swampy area at Essamang Kakraba cleared	-	Yes	Yes	Yes	Yes	Fully Implemented
To improve drainage systems by 30 percent by 2013	Desilting of storm drains	Km of storm drains desilted	-	Yes	Yes	Yes	Yes	Ongoing
	Construction of 8 no. U drains in 4 communities	Km of drains constructed	12	-	-	-	8	Ongoing
Thematic Area 6: Human Development, Productivity And Employment								
To increase school infrastructure from 60 to 80 percent by 2013	Construction of 13 No 6 unit classroom block with ancillary facilities	No of 6 unit classroom block constructed	13	3	4	5	2	Ongoing
	Construction of 15 No. 3unit classroom block and ancillary facilities	No of 3 unit classroom block constructed	15	3	3	3	3	Ongoing
	Construction of 12 No 2 unit classroom block with ancillary facilities (KG)	No of 2 unit classroom block constructed	12	1	1	2	2	Ongoing
	Rehabilitation of 11 schools	No of schools rehabilitated	11	1	-	-	2	Ongoing
	To provide 4 Teachers accommodation	No of teachers Accom. provided	4	-	2	-	1	Ongoing
	Construction of 17 No 4 Seater KVIP Toilets	No of 4 seater KVIP toilet constructed	17	-	-	1	5	Ongoing
	Organising 4 Teacher Awards	No of Teacher Awards Organized	4	1	1	0	0	Fully Implemented

POLICY OBJECTIVES	PROGRAMME/ PROJECTS	INDICATOR	TARGET	TIME FRAME				REMARKS
				2010	2011	2012	2013	
	Sponsoring 200 Trainee Teachers	No of teachers trainee sponsored	200	-	-	-	-	Not Implemented
	Organising 4 science fairs.	No of science fairs organized	4	1	1	1	1	Fully Implemented
	To manufacture 2,500 mono desks 2,600 dual desks 200 hexagonal Tables	No of mono desks, dual desks and hexagonal tables manufactured	2500	-	600	2,000	-	Fully Implemented
			2600	600	-	-	1,200	
			200	-	-	-		
	Manufacture 300 teachers desks	No of teachers desks manufactured	300	-	-	-	20	Ongoing
Construction of canteen block for NEPAD school feeding programme	No of NEPAD school constructed	1	1	-	-	-	Fully Implemented	
To Establish 4 Health Facilities In 4 Communities By 2013	Construction of 4 No. CHIP Compounds	No of CHPs compounds constructed	4	-	-	-	1	Fully Implemented
	Rehabilitation of 2 Health Centres	No of health centres rehabilitated	2	-	-	-	1	Fully Implemented
	Sponsorship of 20 health personnel	No of health personnel sponsored	20	-	-	-	-	Not Implemented
	Construction of 2 No 2 unit staff bungalow	No of Staff bungalows constructed	2	-	-	-	-	Not Implemented
To Reduce The Incidence Of Malaria By 20percent By 2013	Supply of 2000 treated mosquito nets	No of treated mosquito net Supplied	2000	500	1300	1800	2917	Fully Implemented
	Sensitization of 20 communities	No of communities sensitized	20	4	4	7	5	Fully Implemented
	Spraying of 20 communities with insecticides	No of communities sprayed	20	15	37	49	68	Fully Implemented
To Improve The Level Of Employable Skills By 20percent By 2013	Establishment of skill training centres	No of skill training centre established	1	-	-	-	-	Abandoned
	Establishing light industrial zone	No of light industrial zone established	1	-	-	-	-	Abandoned
	Extension of utilities to site for wood workers	Electricity Extended To Site For Wood Workers	-	No	No	No	No	Ongoing
To Reduce The Incidence Of HIV/AIDS From 4percent To 20percent By 2013	Sensitization of 20 communities on behavioural changes	No of communities sensitized	20	10	5	11	4	Fully Implemented
	Intensification of campaign on the use of condoms	Campaign on the use of condoms intensified	-	Yes	Yes	Yes	Yes	Ongoing
	Education of the public on the accommodation of PLWHAS	Public educated on PLWAS	-	Yes	Yes	Yes	Yes	Ongoing
	Provision of support for PLWHAS	No of PLWAS supported	-	15	5	13	10	Fully Implemented
	Provision of logistics for District HIV/AIDS Committee	AIDS committee provided with logistics	-	Yes	Yes	Yes	Yes	Ongoing
	Provision of support for the celebration of world's AIDS Day	No of AIDS day celebration supported	4	1	1	1	1	Fully Implemented
To reduce the incidence of anaemia & tuberculosis by 20 percent by 2013	Provision of support for T B Patient	No of T.B Patient supported	-	7	5	5	3	Ongoing
	Sensitisation of communities on Tuberculosis and Anaemia	No of communities sensitized on T.B and Anaemia	-	10	5	11	4	Ongoing
To increase support for vocational training by 20 percent	Provision of sponsorship for 20 people in vocational training	No of people in vocational training sponsored	20	5	5	5	5	Ongoing
	Provision of seed capital for 20 vocational trainees	No of vocational trainees given seed capital	20	5	5	5	5	Ongoing

POLICY OBJECTIVES	PROGRAMME/ PROJECTS	INDICATOR	TARGET	TIME FRAME				REMARKS
				2010	2011	2012	2013	
Increase support for women and the vulnerable from 20 to 30 percent by 2013	Provision of skill training for women and the physically challenged	No of women and the physically challenged trained	-	30	23	39	30	Ongoing
	Provision of equipment and start-up capital to women and the physically challenged	No of women and the PWDs provided with equipment and start-up capital	-	30	23	39	30	Ongoing
Thematic Areas 7: Transparent and Accountable Governance								
To increase public involvement in decision making by 20 percent by 2013	Organisation of Town Hall Meeting	No of town hall meetings organised	-	-	2	2	2	Ongoing
	Construction of an office complex for Assembly	Office complex constructed	1	1	1	1	1	Ongoing
To provide additional logistics and office / residential accommodation for the assembly & 6 sub-structures by 2013	Construction of 9 unit modern guest house Tarkwa	Guest House Constructed	1	-	-	-	-	Not Implemented
	Construction of office accommodation for 4 area/ urban councils	No of A/C offices constructed	4	-	-	-	-	Not Implemented
	Purchasing of 3 pick-ups and mini bus for the Assembly	No of pickups and mini bus purchased	3	1	-	1	-	Ongoing
	Provision of training to Assembly members and Area Councils staff of the Assembly	No of training programmes organized	-	-	-	2	2	Ongoing
	Purchasing of 21 computers and accessories for Decentralized Dept and Area Councils	No of computers purchased	21	-	11	5	5	Fully Implemented
	Purchasing of 2 photocopies for MPCU/ Finance Office	No of photocopies purchased	2	-	-	2	-	Ongoing
	Rehabilitation/ Re-wiring of 8 No. Bungalows	No of bungalows rehabilitated	8	-	1	1	-	Ongoing
To provide 1 office accommodation and 6 seater w/c toilet for security agencies	Construction of office accommodation for Fire Service	Office constructed for Fire Service	1	-	-	-	-	Not Implemented
	Construction of 6 Seater W.C toilet for Police Service	No of Seater W.C constructed	6	-	-	-	-	Not Implemented
	Construction of police quarters	No of police quarters constructed	1	1	-	-	-	Fully Implemented
Increase revenue mobilisation from 60 to 70 percent by 2013	Sensitization of public on the payment of taxes	Public sensitized on the payment of revenue	-	Yes	Yes	Yes	Yes	Fully Implemented
	Organizing yearly training programme for revenue collectors	No of training programmes organized for revenue collectors	-	2	1	1	3	Ongoing
To reduce the incidence of child labour from 30 to 50 percent by 2013	Mobilizing communities to fight against child labour	Communities mobilized against child labour	-	Yes	Yes	Yes	Yes	Ongoing
To increase the empowerment of women in decision making by 2013	Organization of workshops on local governance for women groups	No of workshops on governance organized for women groups	-	1	1	1	1	Ongoing
	Provision of financial support for women aspirants for District level elections	No of women supported	-	-	-	-	-	Not Implemented
To reduce the level of social vices by 20 percent by 2013	Organising mass education on social vices	Mass education on social vices organized	-	No	No	Yes	Yes	Ongoing

Annex 2 - Tarkwa - Nsuaem Departmental Organogram as adopted from the LGS



Source: LGS, 2010

Annex 3 - POCC of TNMA

ISSUES	POTENTIALS	OPPORTUNITIES	CONSTRIANTS	CHALLENGES	CONCLUSION
Thematic Area : Enhancing Competitiveness in Ghana's Private Sector					
Inadequate capital	Presence of social capital through groups D.A.C.F MDF	Micro finance / Scheme Presence of banks Commercial/Rural Banks Credit unions	Collateral Security Low savings culture Low market prices Inadequate capital Subsistence agricultural production	High bank interest Rate	The municipality has enough potentials and opportunities to enhance credit facilities
Inadequate processing facilities and skills	Abundance of raw materials Availability of land Availability of market	GRATIS Support of Companies Existence of banks Existence NBSSI	Poor road network Inadequate capital Difficulty in accessing loans	Production at subsistence level Lack of processing machines	The Assembly should promote agro-processing industrialisation
Limited exploitation of potentials and inadequate investment in the tourism sector	Existence of CNC Existence of forest reserves and other natural attractions Vibrant Hospitality facilities	Ghana Tourism Authority	Under developed attractions	Poor road network and condition	The identified natural attractions should be tapped to develop tourism in the municipality
Thematic Area : Accelerated Agriculture Modernisation and Sustainable Natural Resource					
Limited access to extension services Diversion of cocoa and oil palm to rubber production Post-harvest losses Traditional methods of farming at subsistence level	Organized farmers Existence of agriculture extension officers	Government Policy to improve cash crop production	Low farmer-AEA Ratio	Poor road network affecting farm and home visits	MOFA should step up efforts to increase the number of AEAs to educate more farmers on modern farming techniques and post-harvest management
Inadequate market infrastructure	Existence of satellite markets to feed larger markets	Preference of trading along roads	Limited funds for development	Poor road network to link farms to market centres	The Assembly should commit funds to market development as it would help generate revenue
Underdeveloped livestock production	Existence of feeds from farm produce	Presence of veterinary doctor in the municipality	General preference for crop farming	Limited support for livestock production	MOFA should support livestock production as a complement to crop cultivation

ISSUES	POTENTIALS	OPPORTUNITIES	CONSTRIANTS	CHALLENGES	CONCLUSION
Pollution of water bodies, environmental degradation, deforestation and limited awareness of climate change and its impacts	High rainfall levels Existence of underground water High water table	Presence of Ghana Water Company Presence of EPA Presence of environmental NGOs	Illegal Mining activities in water bodies	Large scale mining activities The percentage of iron in the rocks	Even though mining contributes in environmental pollution, relevant government agencies and regulations can bring them under control
Negative attitudinal and behavioural orientation towards proper waste disposal	Presence of Environmental Health Unit Bye-laws on environmental sanitation MWST	Environmental laws and Regulations	Negative attitude towards waste disposal Non- availability of waste treatment plants Difficulty in acquiring land for waste disposal Inadequate waste management equipment	Delays in releasing funds from the central government Increasing population increase	Even though there are a couple of constraints and challenges to be tackled the municipality has the potentials and opportunities to improve environmental sanitation through public education
Thematic Area: Infrastructure, Energy and Human Settlements					
Poor Road Network and Condition	Ghana Highways Authority Department of feeder Roads Department of Urban Roads Availability of Grader	Existence of mining companies with earth moving equipment Routine road maintenance by the Companies	Poor urban layout Non adherence to planning schemes	Heavy rainfall pattern Funding for road projects	Regular maintenance of existing roads should be a priority
Ineffective land use planning and implementation	Presence of; Physically Planning Department Stool lands secretariat Public works dept Lands	Existence of mining companies	Conflicting and Competing landuses Overconcentration of activities at the Central Business District	Land title registration difficulties	There exist the potentials and opportunities to put up proper planning schemes for settlements in the municipality.
Inadequate supply of potable water	Existence of rivers and streams Existence of Ghana water company office Constant rainfall pattern Establishment of CWSA office	Availability of bore hole construction technicians Presence of underground water for borehole construction	Pollution of rivers and streams by miners Availability of mining companies	Regular power outages affecting supply from mechanized systems High cost of water treatment due to water pollution	The municipality has the potential and opportunities to provide potable water due to its location in the rain forest zones

ISSUES	POTENTIALS	OPPORTUNITIES	CONSTRIANTS	CHALLENGES	CONCLUSION
Absence of electricity in new areas	E.C.G Electricity Network	Existence of mining companies M.D.F	Inadequate transformers	Rains / thunderstorms Power fluctuation Inadequate electricity poles	Measures must be put in place to address the constraints and challenges in order to expend electricity in the municipality
Thematic Area: Human Development, Productivity And Employment					
Inadequate School infrastructure such as Classroom blocks, furniture, libraries and teachers' accommodation	Availability of land & Timber Willingness of community members to provide communal labour	Existence of Mining Companies who provide schools GETFUND	Inadequate funds for more schools to be built	Delay in release of funds from central government	Prioritisation should be done so communities in real need can be served
Inadequate Trained Teachers	Municipal sponsorship for teacher trainees	Availability of teacher training schools and other institutions of training	Inadequate teachers' accommodation	Unwillingness of trained teachers accepting postings to rural areas	The Assembly should sponsor more teachers so they can be bonded for at least three years
Thematic Area : Human Development, Productivity And Employment					
Inadequate Health Facilities	Availability of land Availability of timber	Availability of private companies Donors in the health sector	Inadequate funding	Inadequate funding from GOG	The department should solicit for funds for health facilities
Inadequate Health Personnel	Availability of the midwifery training school	Sponsorship schemes of the mining companies for brilliant but needy students	Inadequate funding Inadequate accommodation for health personnel	Unwillingness of health personnel to accept postings to rural areas High attrition rate of health personnel from the country	The Assembly together with the directorate should motivate health personnel in the rural areas
Incidence of HIV/AIDS	Existence of Municipal AIDs Committee Existence of health centres	Existence of NGO/CBOs into HIV Presence of the media	High illiteracy rate Inadequate education	Ignorance	HIV/AIDS can be reduced since there are potentials in the municipality which can be utilised
Inadequate Support For PLWHAs	Availability of health facilities and personnel Availability of trained counselors Association of PLWHA	Gov't support for PLWHA initiative NGOs into support for PLWHA DACF MDF	Stigmatization of PLWHAs	Inadequate funding Unrecorded cases Mining companies with expatriate workers	More education should be done so PLWHA would be accepted by all

ISSUES	POTENTIALS	OPPORTUNITIES	CONSTRIANTS	CHALLENGES	CONCLUSION
Teenage Pregnancy	School Health Education Programme	Free family planning in government health facilities	Inadequate interest in girls education	Cultural and Societal perception of the role of women	Girls should be encouraged to climb higher the educational ladder so they can deliver in later years
Lack of appreciation of issues affecting Persons With Disability and their Low participation of PWD in development	Presence of Disability Committee	Existence of Associations on PWD Presence of Disability Fund Committee DACF	Unskilled PWDS	Irregular flow of the Common Fund	The PWDs should be supported to contribute to the development process
Incidence Of Child Labour	The existence of local authorities The existence of Assembly by-laws Good parental guidance	Availability of Donor support Existence of school feeding programme Existence of (DOVVSU)	High illiteracy rate High poverty rate	Sustainability of existing child support programmes	The supporting institutions working against child labour should coordinate their activities more
Thematic Area: Transparent And Accountable Governance					
Poor enforcement of bye-laws	Vibrant MUSEC	Presence of security agencies	Limited information on bye-laws	External interference in enforcement	When efforts are made to educate the public on the bye-laws, it would improve security
Inadequate revenue collectors and data on taxable items	Street naming exercise Existence of Sub-Structures	Capacity Support Fund Land Valuation Board LOGODEP	Competing employment sources for the youth	High cost of revaluation of properties	The Assembly should take advantage of institutions to revalue properties
Unwillingness to pay taxes due to low level of tax education and perceived non-accountability by MA	Radio Stations P R Unit Communication Committee Town Hall Meetings	Information Services Department NCCE	High cost of social accountability	Misinformation of the Public	The Assembly should set the communication Agenda
Gaps in communication and accountability between MMDAs and citizens	The existence of administrative structures Existence of NCCE, CHRAJ Existence of female	Existence of FM Stations	Low level of public education and awareness Apathy of the people to participate in decision making	Inadequate funds to undertake public educations High illiteracy rate	Deliberate efforts must be employed to encourage the involvement public in the decision making.

ISSUES	POTENTIALS	OPPORTUNITIES	CONSTRIANTS	CHALLENGES	CONCLUSION
Low performance of Sub-structures	Availability of sub-structures Availability of Clerk of Councils	Ceded Revenue Availabilities of NGOs	Inadequate office Accommodation Delay in payment of ceded revenue Poor communication	Poor road network Inadequate funding from central government Inadequate motivation from government	The Assembly should make a deliberate effort to financially support the Sub-Structures and also build their capacities
Inadequate access to Security Services	Vibrant MUSEC	Availability of security agencies:- Ghana Police Service, Prisons Service, Immigration Service, Fire Service and Military	Inadequate funds	Posting of more security personnel into the municipality Creation of additional unit such as DOVVSU	Potentials and opportunities far outweigh constraints and challenges. Hence the problem can be solved
Low involvement of Women In Decision Making	Existence of female role models Existence of women's groups	Existence of NGOs in women development Existence of policies giving preference to women	Teenage pregnancies affecting education of the girl child	Socio-cultural beliefs on the role of the female gender	Deliberate efforts must be employed to encourage the involvement public in the decision making.
Unsatisfactory working conditions and environment for public sector workers	Commitment of Government Workers	Existence of personnel Existence of public institution Existence laws regulating	Inadequate housing for staff Lack of maintenance on existing structures Inadequate logistics	Delay in release of funds from external sources Inadequate financial reports for development	Public Sector workers when motivated with accommodation and the necessary logistics with their capacities built can give off their best

Annex 4 - Ranked Needs and Aspirations of Urban/ Zonal Councils of Tarkwa-Nsuaem

Rank	Simpa	Dompim	Nsuaem	Nsuta	Benso	Tarkwa
1 st	Upgrading of Health Facilities	Hospital	Secondary School	Drains and Culvert	Roads	Diversification of the economy
2 nd	Health Facilities	Upgrading of Electricity	Market	Schools KG	Upgrading of Health Facilities	Renovation of Community Centre
3 rd	Accommodation for Health Workers	Public Toilets	Roads	Toilet Facilities for Schools	Skills Development	Enforcement of Bye –Law
4 th	Roads	Market Facilities	Extension of Electricity	Roads (Town Roads)	Police Station	Educ. on governance Issues
5 th	Small Town Water System	Feeder Roads	Scholarship	Extension of Electricity to New Areas	Market	Roads
6 th	Upgrading of Town Roads	Drains	Speed Ramps	Health Facilities	Water	Refuse Sites
7 th	Boreholes – Portable Water	Employable Skills Training – Vocational Schools	Refuse Management – Refuse Bays	Water	School	Link Roads
8 th	Basic Schools	Police Station	Community Centre	Public Toilet	Agricultural Inputs	Health facilities
9 th	Good Drainage Systems	Schools	Boreholes	Agricultural Extension Services	Community Library	Sensitization on Education
10 th	Refuse Management - Refuse bays	Community Sensitization	Library	Recruitment of Rev. Collectors	Teacher's Quarters	Library Books
11 th	Supply of Agricultural inputs	Agricultural Inputs	Rehab of Town Roads	Creation of Rev. Data Base	Toilet	Public Toilets
12 th	Public Library	Agricultural Extension Service	ICT Centre	-	Refuse Management – Pushing	Drivers' Education
13 th	Supply of Vaccines – Livestock's	-	Planning Schemes	-	-	-
14 th	Enforcement of bye-laws	-	Involvement of U/C in land Allocation	-	-	-
15 th	Dislodging of Public Toilets	-	Households Toilets	-	-	-
16 th	Motivation for Revenue Collectors	-	Toilet	-	-	-
17 th	-	-	Communal Bathhouses	-	-	-
18 th	-	-	Football Park	-	-	-

Annex 5 - Composite Programme of Action (PoA)

GOAL: Improving the Quality of Life of the People by Reducing Poverty and Income Inequalities through the Creation of an Enabling Environment for Accelerated Sustainable Socio-Economic Growth and Good Governance in Partnership with the Private Sector and other Stakeholders'

No.	Sector/ Activities	Location	Time Frame				Indicative Budget	Indicators	Source Of Funding			Implementing Department Of The DA	
			2014	2015	2016	2017			IGF	GOG	DONOR	Lead	Collaborating
THEMATIC AREA 2: Enhancing Competitiveness in Ghana's Private Sector													
Objective 1: Develop A Financial Sector Which Is More Efficient And Responsive To Private Sector Needs													
1.	Link businesses to financial services	Municipal Wide					60,000.00	Access to financial services created		60,000.00		Trade	Agriculture
OBJECTIVE 2: Improve Efficiency and Competitiveness of MSMEs													
2.	Organisation of training programmes on business development	Municipal Wide					40,000.00	Business Dev't trainings organised		40,000.00		Trade	Agriculture
OBJECTIVE 3: Diversify and Expand the Tourism Industry For Economic Development													
3.	Development of eco - tourism	Essamang Kakraba, Bonsa					12,000.00	Eco tourist sites developed	12,000.00	-	-	Central Admin.	Trade
OBJECTIVE 4: Accelerate Technology-Based Industrialization with Strong Linkages to Agriculture and other Natural Resource Endowments													
4.	Encouragement of agro industrial businesses	Municipal Wide					60,000.00	Agro industrial businesses established			60,000.00	Trade	Agriculture
5.	Training of 40 groups and provision of equipment for agro - processing	Municipal Wide					80,000.00	No. of groups trained and equipment provided	10,000.00	20,000.00	50,000.00	Trade	Agriculture
THEMATIC AREA 3: Accelerated Agriculture Modernization and Sustainable Natural Resources Management													
OBJECTIVE 1: Improve Science, Technology And Innovation Application													
6.	Farm and home visits and extension services	Municipal Wide					40,000.00	Farm / home Visits Increased		40,000.00		Agriculture	Central Admin.
OBJECTIVE 2: Improve Agriculture Financing													
7.	Farmers' Day Celebration	Municipal Wide					160,000.00	Farmers' Day Organised	160,000.00			Central Admin.	Agriculture
OBJECTIVE 3: Promote The Development Of Selected Cash Crops													
8.	Programme for cocoa and oil palm development	Municipal Wide					20,000.00	Farmers sensitised		20,000.00		Agriculture	Central Admin.
9.	Inland Valley Rice Development Project	Simpa					300,000.00	Inland valley rice project done		10,000.00	290,000.00	Agriculture	Central Admin.
10.	Supply machines for mass cocoa spraying	Municipal Wide					20,000.00	Machines supplied	20,000.00			Agriculture	Central Admin.

Annex 5 - Composite Programme of Action (PoA)

GOAL: Improving the Quality of Life of the People by Reducing Poverty and Income Inequalities through the Creation of an Enabling Environment for Accelerated Sustainable Socio-Economic Growth and Good Governance in Partnership with the Private Sector and other Stakeholders'

No.	Sector/ Activities	Location	Time Frame				Indicative Budget	Indicators	Source Of Funding			Implementing Department Of The DA	
			2014	2015	2016	2017			IGF	GOG	DONOR	Lead	Collaborating
OBJECTIVE 4: Improve Post-Production Management													
11.	Post-harvest management	Municipal Wide					12,000.00	Post-harvest Mgt organised		12,000.00		Agriculture	Central Admin.
OBJECTIVE 5: Develop An Effective Domestic Market													
12.	Construction of 5 No. market sheds and ancillary facilities	Tarkwa, Nsuaem, Benso, Bonsa, Essamang Kakraba					400,000.00	No of markets constructed		400,000.00		Works	Central Admin.
13.	Rehabilitation of 4 No. market sheds and Ancillary Facilities	Tamso, Pataho, Mile 5, Abompuniso					100,000.00	No of markets rehabilitated		100,000.00		Works	Central Admin.
14.	Completion of 1 No. market and ancillary facilities	Dompim					40,000.00	Market completed		40,000.00		Works	Central Admin.
15.	Construction of wood sellers' market and ancillary facilities	Essamang Kakraba					250,000.00	Wood sellers' market constructed			250,000.00	Works	TCPD
OBJECTIVE 6: Promote Livestock And Poultry Development For Food Security And Income Generation													
16.	Livestock production and management	Municipal Wide					12,000.00	Livestock Prod. Prog. organised		12,000.00		Agriculture	-
OBJECTIVE 7: To Ensure Sustainable Management Of Natural Resources													
17.	Distribution of seedlings and tree planting exercise to reclaim degraded land	Municipal Wide					4,000.00	Tree planting done			4,000.00	Nat Res conservation	Disaster Prevention
OBJECTIVE 8: Adapt To The Impacts And Reduce Vulnerability To Climate Variability And Change													
18.	Sensitization of communities in mining catchment areas	Municipal Wide					6,000.00	Sensitisation done		6,000.00		Nat Res conservation	Disaster Prevention
OBJECTIVE 9: To Promote Sustainable Extraction And Use Of Mineral Resources													
19.	Soil fertility improvement programme	Municipal Wide					6,000.00	Soil fertility prog. organised		6,000.00		Agriculture	-
OBJECTIVE 10: Ensure Sustainable Use Of Wetlands And Water Resources													
20.	Disaster prevention programmes against flooding	Municipal Wide					4,000.00	Disaster prevention prog. organised		4,000.00		Disaster Prevention	Central Admin.
OBJECTIVE 11: To Promote Effective Waste Management And Reduce Noise Pollution													

Annex 5 - Composite Programme of Action (PoA)

GOAL: Improving the Quality of Life of the People by Reducing Poverty and Income Inequalities through the Creation of an Enabling Environment for Accelerated Sustainable Socio-Economic Growth and Good Governance in Partnership with the Private Sector and other Stakeholders'

No.	Sector/ Activities	Location	Time Frame				Indicative Budget	Indicators	Source Of Funding			Implementing Department Of The DA	
			2014	2015	2016	2017			IGF	GOG	DONOR	Lead	Collaborating
21.	Public Education on Waste Management	Municipal wide					4,000.00	Public education done		4,000.00		Health	Central Admin
22.	Purchase 1 No Backhoe	Tarkwa					250,000.00	Back hoe purchased		250,000.00		Works	Health
23.	Purchase 1 No Refuse Truck	Tarkwa					180,000.00	Refuse truck purchased		180,000.00		Health	Works
24.	Purchase 40 Refuse Containers	Selected Communities					640,000.00	No of containers purchased			640,000.00	Works	Health
25.	Construction of 20 Refuse bays	Selected Communities					600,000.00	No of refuse bays constructed			600,000.00	Works	Health
26.	Pushing of Refuse	Selected Communities					380,000.00	No. of pushing done	380,000.00			Works	Health
OBJECTIVE 12: Enhance Natural Resources Management Through Community Participation													
27.	Community participation in SRA to enhance transparency	Municipal Wide					2,000.00	Transparency in SRA ensured	2,000.00			Nat Res conservation	Central Admin
28.	Social and environmental safeguards programmes	Municipal Wide					40,000.00	Social and Env'tal Safeguard done			40,000.00	Central Admin.	Works
OBJECTIVE 13: Mitigate The Impacts Of Climate Variability And Change													
29.	Climate change adaptability programmes	Municipal Wide					8,000.00	Awareness created on Climate change	8,000.00			Disaster Prevention	Agric
OBJECTIVE 14: Promote Green Economy													
30.	Green economy programmes	Municipal Wide					8,000.00	Green economy prog. organised	8,000.00			Nat Res conservation	Central Admin
OBJECTIVE 15: Promote Sustainable Environment, Land And Water Management													
31.	Organisation of programmes to protect water bodies	Municipal Wide					8,000.00	Prog to protect water bodies organised	8,000.00			Nat Res conservation	Nat Res conservation
32.	Regulation of felling of trees for charcoal burning through the issuance of permits	Municipal Wide					4,000.00	Felling of trees regulated	4,000.00			Nat Res conservation	Central Admin.
OBJECTIVE 16: Promote Agriculture Mechanisation													
33.	Promotion and acquisition of farm equipment for selected farmers	Municipal Wide					4,000.00	Facilitation done	4,000.00			Agriculture	Central Admin.
THEMATIC AREA 5: Infrastructure, Energy And Human Settlements													

Annex 5 - Composite Programme of Action (PoA)

GOAL: Improving the Quality of Life of the People by Reducing Poverty and Income Inequalities through the Creation of an Enabling Environment for Accelerated Sustainable Socio-Economic Growth and Good Governance in Partnership with the Private Sector and other Stakeholders'

No.	Sector/ Activities	Location	Time Frame				Indicative Budget	Indicators	Source Of Funding			Implementing Department Of The DA	
			2014	2015	2016	2017			IGF	GOG	DONOR	Lead	Collaborating
OBJECTIVE 1: Establish Ghana as a Transportation Hub for the West African Sub-Region													
34.	Rehabilitation of 35 Km Roads	Bonsa - Benso/ Simpa -Nuakokrom -Aklika					200,000.00	35 km road rehabilitated			200,000.00	Works	Central Admin.
35.	Spot Improvement on 24.4 Km Roads	Tarkwa Bansa - Bonsawire - Esuoso/ Nsuaem - Mile 5					200,000.00	Road condition improved			200,000.00	Works	Central Admin.
36.	Reshaping of 100 Km Roads annually	Municipal Wide					400,000.00	400 km road reshaped		200,000.00	200,000.00	Works	Central Admin.
37.	Construction of New Hospital Road	Bogrekrom - New Hospital					2,400,000.00	Hospital Road constructed			2,400,000.00	Urban Roads	Central Admin.
38.	Rehabilitation of Street Lights	Ahwitieso - Liebberr					331,941.50	Street Lights Rehabilitated		331,941.50		Works	Central Admin.
39.	Provision Of 4 No. Traffic Lights	Tarkwa					340,000.00	No. of Traffic light provided			340,000.00	Urban Roads	Central Admin.
40.	Repair and Maintenance of Assembly Grader	Municipal Wide					100,000.00	Repair and maintenance done		100,000.00		Works	Central Admin.
41.	Patching of Potholes, Resealing, Upgrading of Gravel Roads and Line marking of Major Roads	Tarkwa					16,925,000.00	Potholes patched and road lines marked		16,925,000.00		Urban Roads	Central Admin.
42.	Line - Marking for Pay Parking	Tarkwa					32,000.00	Road marked for pay - parking	32,000.00			Urban Roads	Works
43.	Construction of retaining wall for lorry park	New Atuabo					280,000.00	Retaining wall constructed			280,000.00	Works	Urban Roads
44.	Desilting of drains	Municipal Wide					640,000.00	Drains desilted			640,000.00	Urban Roads	Central Admin.
OBJECTIVE 2: Promote A Sustainable, Spatially Integrated and Orderly Development Of Human Settlements For Socio-Economic Development													
45.	Public education on development control and land use	Municipal Wide					10,000.00	Public education done		10,000.00		Physical Planning	Works
46.	Education of citizens and Enforcement building regulations	Municipal Wide					10,000.00	Building Regulations enforced		10,000.00		Works	Physical Planning
47.	Street naming and house addressing exercise	Municipal Wide					150,000.00	Street naming and house addressing done			150,000.00	Physical Planning	Works
OBJECTIVE 3: Streamline Spatial and Land Use Planning System													
48.	Preparation of Structure Plan	Municipal Wide					120,000.00	Structure Plan Prepared			120,000.00	Physical Planning	Stakeholders

Annex 5 - Composite Programme of Action (PoA)

GOAL: Improving the Quality of Life of the People by Reducing Poverty and Income Inequalities through the Creation of an Enabling Environment for Accelerated Sustainable Socio-Economic Growth and Good Governance in Partnership with the Private Sector and other Stakeholders'

No.	Sector/ Activities	Location	Time Frame				Indicative Budget	Indicators	Source Of Funding			Implementing Department Of The DA	
			2014	2015	2016	2017			IGF	GOG	DONOR	Lead	Collaborating
49.	Preparation of local plans	Municipal Wide					90,000.00	Local Plans prepared			90,000.00	Physical Planning	Stakeholders
OBJECTIVE 5: Accelerate the Provision of Improved Environmental Sanitation Facilities													
50.	Construction of 4 No 20 Seater WC Toilets	Essamang Kakraba, Tarkwa, Nzemaline, Nsuaem					240,000.00	No of WC Toilets Constructed		120,000.00	120,000.00	Health	Works
51.	Conversion of pan latrines into WC Toilets	Tarkwa					60,000.00	Pan latrines converted	60,000.00			Health	Works
52.	Rehabilitation of 3 toilet facilities	Brahabome, Nzemaline, Benso					140,000.00	No of Toilets Rehabilitated			140,000.00	Health	Works
53.	Construction of 20 Institutional latrines	Nsuaem, Benso, Dompim, Nsuta, Tarkwa, Simpa					250,000.00	No of institutional latrines constructed		250,000.00		Health	Works
54.	Construction of Final Disposal Site	Municipal Wide					500,000.00	Final Disposal Constructed			500,000.00	Health	Works
55.	Construction of 7 No 20 Seater KVIP Toilets	Nsuaem, Dompim, Essamang Kakraba, Dadwen, Tetrem, Kyekyewere, Nsuaem - Kanianko					700,000.00	No of KVIP Toilets Constructed		200,000.00	500,000.00	Health	Works
56.	Public education on CLTS	Municipal Wide					12,000.00	Public Education done	12,000.00			Works	Health
OBJECTIVE 6: Accelerate The Provision Of Adequate, Safe And Affordable Water													
57.	Construction of 2 No Small Town Water System	Nsuaem, Simpa					5,000,000.00	Water systems constructed	100,000.00		4,900,000.00	Works	-
58.	Construction of 40 Boreholes	Municipal Wide					880,000.00	Boreholes constructed		80,000.00	800,000.00	Works	-
59.	Reconstitution and training 100 WATSANS and 2 Water Boards	Municipal Wide					50,000.00	WATSANS Trained	4,000.00	40,000.00	6,000.00	Works	-
60.	Rehabilitation of 10 water systems	Municipal Wide					50,000.00	Water systems rehabilitated	20,000.00	30,000.00		Works	-
OBJECTIVE 7: Provide Adequate, Reliable And Affordable Energy To Meet The National Needs And For Export													
61.	Extension of electricity to new areas	Municipal Wide					400,000.00	Electricity Extended		400,000.00		Works	-
62.	Extension of electricity to 20 communities	Municipal Wide					400,000.00	No of communities connected		400,000.00		Works	-

Annex 5 - Composite Programme of Action (PoA)

GOAL: Improving the Quality of Life of the People by Reducing Poverty and Income Inequalities through the Creation of an Enabling Environment for Accelerated Sustainable Socio-Economic Growth and Good Governance in Partnership with the Private Sector and other Stakeholders'

No.	Sector/ Activities	Location	Time Frame				Indicative Budget	Indicators	Source Of Funding			Implementing Department Of The DA	
			2014	2015	2016	2017			IGF	GOG	DONOR	Lead	Collaborating
THEMATIC AREA 6: Human Development, Productivity And Employment													
OBJECTIVE 1: Improve Management of Education Service Delivery													
63.	Strengthening of 200 SMCs and PTAs	Municipal Wide					4,000.00	SMCs and PTAs strengthened	4,000.00	-	-	Education	Communities
64.	Capacity Building Programme for Teaching and Non-Teaching staff	Municipal Wide					4,800.00	Capacity Building Prog. Organised	-	4,800.00	-	Education	
65.	Organisation of Annual Mock Exams	Municipal Wide					10,000.00	Mock Exams organised	-	10,000.00	-	Education	Central Admin.
OBJECTIVE 2: Increase Equitable Access To And Participation In Education At All Levels													
66.	Construction of 16 No 6-Unit Classroom Block with Ancillary facilities	Tetrem, Ahwitieso, Borborbo, Enyinase, Nsuaem – Kiananko, Essamang Kakraba, Bogrekrom, Brofoyedu, Dompim, Kwamenakrom, Tarkwa, New Atuabo, Asikafoambatem, Esuogya , Dadwen,					2,240,000.00	No of Classroom Blocks constructed	500,000.00	870,000.00	870,000.00	Education	Works
67.	Construction of 8 No 3-Unit Classroom Block with Ancillary facilities	Domeabra, Benso-Essamang, Israel, Bankyim, Mahamo Bonsawire, Ningo					880,000.00	No of Classroom Blocks constructed	300,000.00	290,000.00	290,000.00	Education	Works
68.	Construction of 5 No 2-Unit Classroom Block with Ancillary facilities	Dompim, Tarkwa, Enyinase, Jerusalem					880,000.00	No of Classroom Blocks constructed	300,000.00	290,000.00	290,000.00	Education	Works
69.	Completion of 2 No. 3 – Unit Classroom Block	Bankyim, Benso					110,000.00	No of Classroom Block Completed	110,000.00			Education	Works
70.	Construction of 4 No Teacher's Accommodation	Selected Communities					720,000.00	No of Teachers' Accommodation Block Constructed	-	360,000.00	360,000.00	Education	Works
71.	Supply 2400 Desks to school pupils	Municipal Wide					200,000.00	No of Desks supplied	50,000.00	100,000.00	50,000.00	Education	Works
72.	Supply 200 Desks to Teachers	Municipal Wide					160,000.00	No of Desks supplied	40,000.00	80,000.00	40,000.00	Education	Works
73.	My first day at school programme	Municipal Wide					20,000.00	My first day at school organised	5,000.00	10,000.00	5,000.00	Education	Works

Annex 5 - Composite Programme of Action (PoA)

GOAL: Improving the Quality of Life of the People by Reducing Poverty and Income Inequalities through the Creation of an Enabling Environment for Accelerated Sustainable Socio-Economic Growth and Good Governance in Partnership with the Private Sector and other Stakeholders'

No.	Sector/ Activities	Location	Time Frame				Indicative Budget	Indicators	Source Of Funding			Implementing Department Of The DA	
			2014	2015	2016	2017			IGF	GOG	DONOR	Lead	Collaborating
74.	Organisation of 4 STMIE Clinics	Municipal Wide					20,000.00	STMIE Clinics organised	-	20,000.00	-	Education	Works
75.	Teacher's Awards programme	Tarkwa					30,000.00	Teachers Awarded	-	30,000.00	-	Education	Works
76.	Celebration of Independence day	Tarkwa and Area Councils					160,000.00	Independence Day Celebrated	80,000.00	80,000.00	-	Education	Works
77.	Sports development projects and programmes	Municipal Wide					120,000.00	Sport Development Programmes done	120,000.00	-	-	Education	Works
78.	Provision of Stands T&A Park	Tarkwa Na Aboso					1,000,000.00	Stand provided	-	200,000.00	800,000.00	Central Admin.	Works
79.	Sponsorship for 20 girls in vocational training	Municipal Wide					20,000.00	No of girls sponsored	-	20,000.00	-	Central Admin.	Com Dev/ Social Welfare
80.	Rehabilitation of Bungalows for vocational schools	Municipal Wide					30,000.00	No of Bungalows rehabilitated	-	30,000.00	-	GES	Com Dev/ Social Welfare
OBJECTIVE 3: Bridge The Equity Gaps In Geographical Access To Health Services													
81.	Upgrade 4 Health Facilities	Dompim, Simpa, Benso, Nsuaem					480,000.00	No of Health facilities upgraded	-	-	480,000.00	Health	-
82.	Construction of 9 CHPS Zones	Esuoso, Pataho, Mahamo, Mile 10½, Bonsawire, Mile 5, Adiewoso, Amantin Nuakokrom, Essamang,					1,200,000.00	No of CHPS Constructed	-	720,000.00	480,000.00	Health	-
83.	Construction of 2 No Accommodation for Health staff	Nsuaem, Tarkwa					240,000.00	No of Accom. constructed	-	120,000.00	120,000.00	Health	-
84.	Residual wall spraying against mosquitoes	Municipal Wide					400,000.00	Wall spraying done	-	-	400,000.00	Health	-
85.	Provision of equipment support to health facilities	Tebrebe, Esuoso, Govt Hospital					98,000.00	Equipment provided	-	-	98,000.00	Health	Central Admin.
OBJECTIVE: 4 Ensure The Reduction Of New HIV and AIDS/STIs Infections, Especially Among The Vulnerable Groups													
86.	Educational campaigns against HIV and AIDS through behavioural change	Municipal Wide					10,000.00	HIV campaigns organised	-	10,000.00	-	Health	Central Admin.
87.	Support PLWHAs and OVCs	Municipal Wide					10,000.00	PLWHAs supported	-	10,000.00	-	Health	Central Admin.
88.	Support the celebrate of World AIDS Day	Municipal Wide					10,000.00	World AIDS Day celebrated	-	10,000.00	-	Health	Central Admin.

Annex 5 - Composite Programme of Action (PoA)

GOAL: Improving the Quality of Life of the People by Reducing Poverty and Income Inequalities through the Creation of an Enabling Environment for Accelerated Sustainable Socio-Economic Growth and Good Governance in Partnership with the Private Sector and other Stakeholders'

No.	Sector/ Activities	Location	Time Frame				Indicative Budget	Indicators	Source Of Funding			Implementing Department Of The DA	
			2014	2015	2016	2017			IGF	GOG	DONOR	Lead	Collaborating
OBJECTIVE 6: To Ensure Effective Appreciation Of And Inclusion Of Disability Issues													
89.	Training programmes for PWDs	Municipal Wide					8,000.00	Training programmes done	-	8,000.00	-	Works	Central Admin.
90.	Provide Start-up capital for businesses for PWDs	Municipal Wide					42,000.00	Capital Provided	-	42,000.00	-	Works	Central Admin.
91.	Construction of ramps on existing structures to make them disability friendly	Municipal Wide					100,000.00	Ramps constructed	-	100,000.00	-	Works	Central Admin.
OBJECTIVE 7: A More Effective Appreciation Of And Inclusion Of Disability Issues Both Within The Formal Decision Making Process And In The Society At Large													
92.	Inclusion of PWDs in decision making	Municipal Wide					6,000.00	PWDs included in Dev't process	-	6,000.00	-	Central Admin.	Social Welfare/ Comm Dev
OBJECTIVE 8: Children's Physical, Social, Emotional And Psychological Development Enhanced													
93.	Campaign against child labour	Municipal Wide					1,000.00	Campaign on child labour organised	-	1,000.00	-	SW/ Comm Dev	Central Admin.
94.	Enforcement laws on child labour	Municipal Wide					1,000.00	Laws on Child labour enforced		1,000.00		SW/ Comm Dev	Central Admin.
95.	Celebration of World Child labour day	Municipal Wide					8,800.00	Child labour day supported		8,800.00		SW/ Comm Dev	Central Admin.
OBJECTIVE 9: Reinforce Family Planning As A Priority In National Development													
96.	Educational programmes on family planning	Municipal Wide					4,800.00	Family Planning Prog. organised	4,800.00			Health	Social Welfare/ Comm Dev
97.	Support National Immunization Programme	Municipal Wide					20,000.00	Immunisation Prog. supported		20,000.00		Health	Central Admin.
THEMATIC AREAS 7: Transparent And Accountable Governance													
OBJECTIVE 1: Improve Fiscal Revenue Mobilization and Management													
98.	Valuation and Revaluation of Properties	Municipal Wide					150,000.00	Properties Revalued			150,000.00	Finance	Central Admin.
99.	Sensitization of the Public on the need to Pay Taxes	Municipal Wide					12,000.00	Public Sensitized	12,000.00		-	Finance	Central Admin.
100.	Revenue Enhancement Programme	Municipal Wide					40,000.00	RIAP done			40,000.00	Finance	Central Admin.
101.	Implementation Revenue Improvement Action Plan	Municipal Wide					45,000.00	RIAP Implemented			45,000.00	Finance	Central Admin.
OBJECTIVE 2: Enhance Peace and Security													

Annex 5 - Composite Programme of Action (PoA)

GOAL: Improving the Quality of Life of the People by Reducing Poverty and Income Inequalities through the Creation of an Enabling Environment for Accelerated Sustainable Socio-Economic Growth and Good Governance in Partnership with the Private Sector and other Stakeholders'

No.	Sector/ Activities	Location	Time Frame				Indicative Budget	Indicators	Source Of Funding			Implementing Department Of The DA	
			2014	2015	2016	2017			IGF	GOG	DONOR	Lead	Collaborating
102.	Construction of 3 No. Police Stations	Benso, Simpa, Dompim					1,020,000.00	No of police stations constructed			1,020,000.00	Works	Central Admin.
103.	Rehabilitation of 1 No. Police Stations	Nsuaem					100,000.00	No of police stations rehabilitated		100,000.00		Works	Central Admin.
104.	Construction of 1 No Fire Service Office	Tarkwa					200,000.00	Fire office constructed			200,000.00	Works	Central Admin.
OBJECTIVE 3: Integrate And Institutionalise District Level Planning And Budgeting Through The Participatory Process At All Levels													
105.	Organisation of Public Hearing on MTDP	Area Councils, Tarkwa					12,000.00	Public hearing organised		12,000.00		Central Admin.	-
106.	Participatory Monitoring and Evaluation with stakeholders	Municipal Wide					160,000.00	P M and E organised	10,000.00	150,000.00		Central Admin.	-
107.	Provision of community assistance for CIPs	Electoral Areas					280,000.00	Community Assistance provided		280,000.00		Central Admin.	Works
OBJECTIVE 4: Enhance Platforms For Engagement With Civil Society And Private Sector And Improve Responsiveness By Governance Institutions													
108.	Rehabilitation of Community Centre	Tarkwa					70,000.00	Community Centre Rehabilitated		70,000.00		Central Admin.	Urban Council
OBJECTIVE 4: Promote Social Accountability In The Public Policy Cycle													
109.	Town hall meetings	Tarkwa					32,000.00	Town Hall organised	32,000.00			Central Admin.	-
110.	Support SPEFA Fora	Electoral Areas					4,000.00	SPEFA Fora organised			4,000.00	Central Admin.	-
111.	Citizen's Satisfaction Surveys	Municipal Wide					60,000.00	Survey conducted			40,000.00	Central Admin.	-
OBJECTIVE 7: Promote Gender Equity In Political, Social And Economic Development Systems And Outcomes													
112.	Participation of women in the governance process	Tarkwa					12,000.00	Workshops organised		12,000.00		Central Admin.	SW/ Comm Dev
113.	Public education on gender issues	Municipal Wide					6,000.00	Public Education done		6,000.00		Central Admin.	SW/ Comm Dev
114.	Skills training for women groups	Municipal Wide					20,000.00	Training organised		20,000.00		Central Admin.	SW/ Comm Dev
OBJECTIVE 8: Improve Internal Security For Protection Of Life And Property													
115.	Provide logistics to Municipal Guards	Tarkwa					20,000.00	Logistics provided		20,000.00		Central Admin.	Finance
116.	Public education and Enforcement of Bye- laws	Municipal Wide					8,000.00	Public Education done	8,000.00			Central Admin.	Departments

Annex 5 - Composite Programme of Action (PoA)

GOAL: Improving the Quality of Life of the People by Reducing Poverty and Income Inequalities through the Creation of an Enabling Environment for Accelerated Sustainable Socio-Economic Growth and Good Governance in Partnership with the Private Sector and other Stakeholders'

No.	Sector/ Activities	Location	Time Frame				Indicative Budget	Indicators	Source Of Funding			Implementing Department Of The DA	
			2014	2015	2016	2017			IGF	GOG	DONOR	Lead	Collaborating
OBJECTIVE 9: Promote And Improve The Efficiency And Effectiveness Of Performance In The Public And Civil Services													
117.	Completion of Administration Block	Ahwitieso-Tarkwa					800,000.00	Administration Block Completed			800,000.00	Central Admin.	Works
118.	Furnish Administration block	Ahwitieso-Tarkwa					150,000.00	Administration Block Furnished			150,000.00	Central Admin.	Works
119.	Landscaping and horticultural Works for Administration Block	Ahwitieso-Tarkwa					60,000.00	Landscaping done			60,000.00	Central Admin	Works
120.	Purchase minibus for Assembly	Tarkwa					120,000.00	Minibus purchased			120,000.00	Central Admin.	Works
121.	Construct 2 No semi-detached bungalows for staff	Tarkwa					560,000.00	No of bungalows constructed			560,000.00	Central Admin.	Works
122.	Purchase 1 pick-up for use by the revenue unit	Tarkwa					100,000.00	1 pick-up purchased			100,000.00	Central Admin.	Works
123.	Purchase 6 motor bikes for units of the Assembly	Tarkwa					120,000.00	6 motor bikes purchased			120,000.00	Central Admin.	Works
124.	Supply and Installation of Generator set for Finance office	Tarkwa					80,000.00	Generator set installed			80,000.00	Central Admin.	Works
125.	Purchase 1 No Tipper Truck	Tarkwa					180,000.00	1 No Tipper Truck purchased			180,000.00	Central Admin.	Works
126.	Construction of 1 No Guesthouse	Tarkwa					180,000.00	1 No Guesthouse constructed			180,000.00	Central Admin.	Works
127.	Rehabilitation of staff bungalows	Tarkwa					140,000.00	Staff bungalows rehabilitated			140,000.00	Central Admin.	Works
128.	Capacity building programmes at all levels	Municipal Wide					200,000.00	Capacity building prog. undertaken		50,000.00	150,000.00	Central Admin.	-
129.	Purchase 10 computers, 10 laptops, 1 projector and accessories	Tarkwa					50,000.00	10 computers and accessories purchased			50,000.00	Central Admin.	Works
130.	Asset management programmes	Municipal Wide					40,000.00	Asset management prog. undertaken			40,000.00	Central Admin.	Works

Annex 6 - Annual Action Plan – 2014

GOAL: Improving The Quality of Life of the People by Reducing Poverty and Income Inequalities through the Creation of an Enabling Environment for Accelerated Sustainable Socio-Economic Growth and Good Governance in Partnership with the Private Sector and other Stakeholders'

No	Activities	Location	Indicators	Time Frame				Annual Budget		Implementation	
				1st	2nd	3rd	4th	Local	External	Lead	Collaborating
THEMATIC AREA 2: Enhancing Competitiveness in Ghana's Private Sector											
OBJECTIVE 1: Develop A Financial Sector Which Is More Efficient And Responsive To Private Sector Needs											
1.	Link businesses to financial services	Municipal Wide	Access to financial services created					-	15,000.00	Trade & Industry	-
OBJECTIVE 2: Improve Efficiency And Competitiveness Of MSMEs											
2.	Organise training programmes on business development	Municipal Wide	Business Dev't trainings organised					-	10,000.00	Trade & Industry	-
OBJECTIVE 4: Accelerate Technology-Based Industrialization With Strong Linkages To Agriculture And Other Natural Resource Endowments											
3.	Encourage agro industrial businesses	Municipal Wide	Agribusinesses established					15,000.00	-	Trade & Industry	Agriculture
4.	Train 10 groups and provide equipment for agro - processing	Municipal Wide	Groups trained and equipment provided					2,500.00	17,500.00	Trade & Industry	Agriculture
THEMATIC AREA 3: Accelerated Agriculture Modernization and Sustainable Natural Resources Management											
OBJECTIVE 1: Improve Science, Technology And Innovation Application											
5.	Increase Farm / home visits and offer Extension Services	Municipal Wide	Farm / home Visits Increased					-	10,000.00	Agriculture	Central Admin.
OBJECTIVE 2: Improve Agriculture Financing											
6.	Organise Farmers' Day Celebration	Municipal Wide	Farmers' Day Organised					30,000.00	-	Central Admin.	Agriculture
OBJECTIVE 3: Promote The Development Of Selected Cash Crops											
7.	Sensitise farmers on the need to cultivate cocoa and oil palm	Municipal Wide	Farmers sensitised					-	5,000.00	Agriculture	
8.	Undertake Inland Valley Rice Development Project	Simpa	Inland valley rice project done					-	75,000.00	Agriculture	-
OBJECTIVE 4: Improve Post-Production Management											
9.	Organise training on post-harvest management	Municipal Wide	Post-Harvest Mgt Organised					-	3,000.00	Agriculture	Central Admin.
OBJECTIVE 5: Develop An Effective Domestic Market											
10.	Construct Wood Sellers' Market and Ancillary Facilities	Essamang Kakraba	Wood sellers' market constructed					-	150,000.00	Works	Physical Planning
OBJECTIVE 6: Promote Livestock And Poultry Development For Food Security And Income Generation											
11.	Organise training programmes on livestock prod and management for farmers	Municipal Wide	Livestock Prod prog. Organised					-	3,000.00	Agriculture	-

Annex 6 - Annual Action Plan – 2014

GOAL: Improving The Quality of Life of the People by Reducing Poverty and Income Inequalities through the Creation of an Enabling Environment for Accelerated Sustainable Socio-Economic Growth and Good Governance in Partnership with the Private Sector and other Stakeholders'

No	Activities	Location	Indicators	Time Frame				Annual Budget		Implementation	
				1st	2nd	3rd	4th	Local	External	Lead	Collaborating
OBJECTIVE 7: Ensure Sustainable Management Of Natural Resources											
12.	Distribute seedlings and organise tree planting exercise to reclaim degraded land	Municipal Wide	Tree planting done					-	1,000.00	Nat Res conservation	-
OBJECTIVE 8: Adapt to the Impacts and Reduce Vulnerability to Climate Variability and Change											
13.	Sensitize Communities in Mining Catchment Areas	Municipal Wide	Sensitisation done					-	1,500.00	Nat Res conservation	-
OBJECTIVE 9: Promote Sustainable Extraction and use of Mineral Resources											
14.	Organise Soil Fertility Improvement Programme	Municipal Wide	Soil fertility prog. organised					-	1,500.00	Agriculture	-
OBJECTIVE 10: Ensure Sustainable Use Of Wetlands And Water Resources											
15.	Organise Disaster Prevention Programmes against flooding	Municipal Wide	Disaster prevention prog. organised					-	1,000.00	Nat Res conservation	-
OBJECTIVE 11: To Promote Effective Waste Management and Reduce Noise Pollution											
16.	Organise Public Education on Waste Management	Municipal wide	Public Education done					-	1,000.00	Health	-
17.	Purchase 10 Refuse Containers	Selected Communities	No of containers purchased					-	160,000.00	Works	Health
18.	Construct 4 Refuse bays	Selected Communities	No of refuse bays constructed					-	150,000.00	Works	Health
19.	Pushing of refuse	Selected Communities	No of refuse pushed					95,000.00	-	Works	Health
OBJECTIVE 12: Enhance Natural Resources Management Through Community Participation											
20.	Ensure community participation in SRA to enhance transparency	Municipal Wide	Transparency in SRA ensured					-	500.00	Nat Res conservation	-
21.	Social and Environmental Safeguard	Municipal Wide	Social and Env'tal Safeguard done					-	10,000.00	Central Admin.	Works
OBJECTIVE 13: Mitigate The Impacts of Climate Variability and Change											
22.	Organise Awareness Programmes on Climate Change and its Impact	Municipal Wide	Awareness created on Climate change					2,000.00	-	Nat Res conservation	Agriculture
OBJECTIVE 14: Promote Green Economy											
23.	Awareness programmes on integration of green economy in the Dev't process	Municipal Wide	Green economy prog. organised					2,000.00	-	Nat Res conservation	-
OBJECTIVE 15: Promote Sustainable Environment, Land and Water Management											

Annex 6 - Annual Action Plan – 2014

GOAL: Improving The Quality of Life of the People by Reducing Poverty and Income Inequalities through the Creation of an Enabling Environment for Accelerated Sustainable Socio-Economic Growth and Good Governance in Partnership with the Private Sector and other Stakeholders’

No	Activities	Location	Indicators	Time Frame				Annual Budget		Implementation	
				1st	2nd	3rd	4th	Local	External	Lead	Collaborating
24.	Organise programmes to protect water bodies	Municipal Wide	Programmes organised					2,000.00	-	Nat Res conservation	-
25.	Regulate the felling of trees for charcoal burning through the issuance of permits	Municipal Wide	Felling of trees regulated					1,000.00	-	Nat Res conservation	-
OBJECTIVE 16: Promote Agriculture Mechanisation											
26.	Facilitate the promotion and acquisition of farm equipment for selected farmers	Municipal Wide	Facilitation done					1,000.00	-	Agriculture	Central Admin.
THEMATIC AREA 5: Infrastructure, Energy And Human Settlements											
OBJECTIVE 1: Establish Ghana As A Transportation Hub For The West African Sub-Region											
27.	Rehabilitate 15 KM Road	Bonsa - Benso	Km of road rehabilitated					-	85,800.00	Works	Central Admin.
28.	Undertake Spot Improvement on 16.4 KM Road	Tarkwa Bansa - Bonsawire - Esuoso	Km of Road condition improved					-	59,000.00	Works	Central Admin.
29.	Reshape 100 KM Road annually	Municipal Wide	Km of road reshaped					-	100,000.00	Works	Central Admin.
30.	Construct New Hospital Road	Bogrekrom - New Hospital	Hospital Road constructed					-	1,200,000.00	Urban Roads	Central Admin.
31.	Rehabilitation of Street Lights	Ahwitieso - Liebberr	Street Lights Rehabilitated					-	331,941.50	Works	Central Admin.
32.	Repair and Maintenance of Assembly Grader	Municipal Wide	Grader Repaired					-	25,000.00	Works	Central Admin.
33.	Patching of town potholes, resealing, upgrading of gravel roads and line marking of major roads	Tarkwa	Potholes patched and road lines marked					-	4,231,250.00	Urban Roads	Central Admin.
34.	Line - marking for Pay-Parking	Tarkwa	Road marked for pay - parking					32,000.00	-	Urban Roads	Works
35.	Construction of retaining wall for lorry park	New Atuabo	Retaining wall constructed					-	140,000.00	Works	Urban Roads
36.	Desilting of drains	Municipal Wide	Drains desilted					-	306,545.00	Urban Roads	Central Admin.
OBJECTIVE 2: Promote A Sustainable, Spatially Integrated And Orderly Development Of Human Settlements For Socio-Economic Development											
37.	Undertake public education on development control and land use	Municipal Wide	Public education done					-	2,500.00	Physical Planning	Works
38.	Educate citizens and Enforce building regulations	Municipal Wide	Building Regulation enforced					-	2,500.00	Works	Physical Planning
39.	Complete street naming and house addressing exercise	Municipal Wide	Street naming and addressing done					-	50,000.00	Physical Planning	Works
OBJECTIVE 3: Streamline Spatial And Land Use Planning System											

Annex 6 - Annual Action Plan – 2014

GOAL: Improving The Quality of Life of the People by Reducing Poverty and Income Inequalities through the Creation of an Enabling Environment for Accelerated Sustainable Socio-Economic Growth and Good Governance in Partnership with the Private Sector and other Stakeholders’

No	Activities	Location	Indicators	Time Frame				Annual Budget		Implementation	
				1st	2nd	3rd	4th	Local	External	Lead	Collaborating
40.	Prepare local plans	Municipal Wide	Local Plans prepared					-	45,000.00	Physical Planning	Central Admin
OBJECTIVE 5: Accelerate The Provision Of Improved Environmental Sanitation Facilities											
41.	Construct 1 No 20 Seater WC Toilet	Essamang Kakraba	No of WC toilets constructed					-	175,000.00	Health	Works
42.	Rehabilitate 1 No. toilet facility	Tamso	No of toilets rehabilitated					-	-	Health	Works
43.	Construction of 5 No. Institutional latrines	Nsuaem	No of institutional latrines constructed					-	62,500.00	Health	Works
44.	Organise Public education on CLTS	Municipal Wide	Public Education done					3,000.00	-	Works	Health
OBJECTIVE 6: Accelerate The Provision Of Adequate, Safe And Affordable Water											
45.	Construct Small Town Water System	Nsuaem	Water systems constructed					25,000.00	1,225,000.00	Works	-
46.	Construct Small Town Water System	Simpa	Water systems constructed					25,000.00	1,225,000.00	Works	-
47.	Construct 10 Boreholes	Municipal Wide	Boreholes constructed					-	220,000.00	Works	-
48.	Reconstitute and train 25 WATSANs and 1 Water Boards	Municipal Wide	WATSANS Trained					1,000.00	11,500.00	Works	-
OBJECTIVE 7: Provide Adequate, Reliable And Affordable Energy To Meet The National Needs And For Export											
49.	Extend electricity to 20 communities	Municipal Wide	No of communities connected					-	100,000.00	Works	-
THEMATIC AREA 6: Human Development, Productivity And Employment											
OBJECTIVE 1: Improve Management Of Education Service Delivery											
50.	Strengthen 50 SMCs and PTAs	Municipal Wide	No. of SMCs and PTAs strengthened					1,000.00	-	Education	-
51.	Organise Capacity Building Programmes for Teaching and Non-Teaching staff	Municipal Wide	Capacity Building Prog. Organised					-	1,200.00	Education	-
52.	Organise Mock Exams	Municipal Wide	Mock Exams organised					-	2,500.00	Education	Central Admin.
OBJECTIVE 2: Increase Equitable Access To And Participation In Education At All Levels											
53.	Construct 6-Unit Classroom Block with Ancillary facilities for Tetrem MA Prim	Tetrem	Classroom Blocks constructed					62,500.00	217,500.00	Education	Works
54.	Construct 6-Unit Classroom Block with Ancillary facilities at Ahwitieso	Ahwitieso	Classroom Blocks constructed					62,500.00	217,500.00	Education	Works

Annex 6 - Annual Action Plan – 2014

GOAL: Improving The Quality of Life of the People by Reducing Poverty and Income Inequalities through the Creation of an Enabling Environment for Accelerated Sustainable Socio-Economic Growth and Good Governance in Partnership with the Private Sector and other Stakeholders’

No	Activities	Location	Indicators	Time Frame				Annual Budget		Implementation	
				1st	2nd	3rd	4th	Local	External	Lead	Collaborating
55.	Construct 6-Unit Classroom Block with Ancillary facilities at Essamang Kakraba	Essamang Kakraba	Classroom Blocks constructed					62,500.00	217,500.00	Education	Works
56.	Construct 6-Unit Classroom Block with Ancillary facilities at Borborbo	Borborbo	No of classroom blocks constructed					62,500.00	217,500.00	Education	Works
57.	Construct 3-Unit Classroom Block with Ancillary facilities at Efuanta	Efuanta	No of classroom blocks constructed					125,000.00	215,000.00	Education	Works
58.	Construct 2-Unit Classroom Block with Ancillary facilities at New Techiman	New Techiman	No of classroom blocks constructed					75,000.00	145,000.00	Education	Works
59.	Construct 2-Unit Classroom Block with Ancillary facilities at New Techiman	Benso - Essamang	No of classroom blocks constructed					75,000.00	145,000.00	Education	Works
60.	Construct 1 No Teacher's Accommodation	Benso	No of teachers' accomm block constructed					-	180,000.00	Education	Works
61.	Supply 50 Desks to Teachers	Municipal Wide	No of desks supplied					20,000.00	20,000.00	Education	Central Admin.
62.	Organise my first day at school programme	Municipal Wide	My first day at school organised					1,250.00	3,750.00	Education	Central Admin.
63.	Construct 5 Toilet and urinals for schools	Municipal Wide	Toilets constructed					-	50,000.00	Education	Central Admin.
64.	Organise STMIE Clinics	Municipal Wide	STMIE organised					-	5,000.00	Education	Central Admin.
65.	Organise Teacher's Awards	Tarkwa	Teachers Awarded					-	7,500.00	Education	Central Admin.
66.	Celebrate Independence day annually	Tarkwa and Area Councils	Independence Day Celebrated					-	-	Education	Central Admin.
67.	Undertake sports development projects and programmes	Municipal Wide	Sports Development Programmes done					30,000.00	-	Education	Central Admin.
68.	Provision of sponsorship for 5 girls in vocational training	Municipal Wide	No. of girls sponsored					-	5,000.00	Central Admin.	Social Welfare / Com Dev
OBJECTIVE 3: Bridge The Equity Gaps In Geographical Access To Health Services											
69.	Construct CHPS Zone	Esuoso,	CHPS Constructed					-	120,000.00	Health	Works
70.	Construct CHPS Zone	Pataho	CHPS Constructed					-	120,000.00	Health	Works
71.	Organise residual wall spraying against mosquitoes	Municipal Wide	Wall spraying done					-	150,000.00	Health	Central Admin.
72.	Provide equipment support to health facilities	Tebrebe, Esuoso, Govt Hospital	Equipment Provided					-	38,000.00	Central Admin.	Health
OBJECTIVE: 4 To Ensure The Reduction Of New HIV and AIDS/STIs Infections, Especially Among The Vulnerable Groups											
73.	Organise educational campaigns against HIV /AIDS through behavioural change	Municipal Wide	HIV campaigns organised					-	2,500.00	Health	Central Admin.

Annex 6 - Annual Action Plan – 2014

GOAL: Improving The Quality of Life of the People by Reducing Poverty and Income Inequalities through the Creation of an Enabling Environment for Accelerated Sustainable Socio-Economic Growth and Good Governance in Partnership with the Private Sector and other Stakeholders'

No	Activities	Location	Indicators	Time Frame				Annual Budget		Implementation	
				1st	2nd	3rd	4th	Local	External	Lead	Collaborating
74.	Support PLWHAs and OVCs	Municipal Wide	PLWHAs supported					-	2,500.00	Health	Central Admin.
75.	Support the celebrate of World AIDS DAY	Municipal Wide	World AIDS Day celebrated					-	2,500.00	Health	Central Admin.
OBJECTIVE 6: To Ensure Effective Appreciation Of And Inclusion Of Disability Issues											
76.	Organise training programmes for PWDs	Municipal Wide	Training programmes done					-	2,000.00	Works	Central Admin.
77.	Provide Start-up capital for buss for PWDs	Municipal Wide	Capital Provided					-	10,500.00	Works	Central Admin.
78.	Construct ramps on existing structures to make them disability friendly	Municipal Wide	No of Ramps constructed					-	25,000.00	Works	Central Admin.
OBJECTIVE 7: A More Effective Appreciation Of And Inclusion Of Disability Issues Both Within The Formal Decision Making Process And In The Society At Large											
79.	Identify ways of including PWDs in decision making	Municipal Wide	PWDs included in Dev't process					-	1,500.00	Central Admin.	Associations of PWDs
OBJECTIVE 8: Children's Physical, Social, Emotional And Psychological Development Enhanced											
80.	Undertake campaign against child labour	Municipal Wide	Campaign on child labour organised					-	250.00	Social Welfare / Com Dev	Central Admin.
81.	Enforce laws on child labour	Municipal Wide	Laws on Child labour enforced					-	250.00	Social Welfare / Com Dev	Central Admin.
82.	Organise World Child labour day	Municipal Wide	Child labour day supported					-	2,200.00	Social Welfare / Com Dev	Central Admin.
OBJECTIVE 9: Reinforce Family Planning As A Priority In National Development											
83.	Undertake educational programmes on family planning	Municipal Wide	Family Planning prog organised					1,200.00	-	Health	Social Welfare / Com Dev
84.	Support National Immunisation Programme	Municipal Wide	Immunisation prog supported					-	5,000.00	Health	Central Admin.
THEMATIC AREAS 7: Transparent And Accountable Governance											
OBJECTIVE 1: Improve Fiscal Revenue Mobilization And Management											
85.	Undertake valuation and revaluation of properties	Municipal Wide	Properties revalued					-	100,000.00	Finance	Central Admin
86.	Sensitise the public on the need to pay taxes	Municipal Wide	Public Sensitized					3,000.00	-	Finance	Central Admin
87.	Undertake revenue enhancement programme	Municipal Wide	RIAP done					40,000.00		Finance	Central Admin.
OBJECTIVE 2: To Enhance Peace and Security											

Annex 6 - Annual Action Plan – 2014

GOAL: Improving The Quality of Life of the People by Reducing Poverty and Income Inequalities through the Creation of an Enabling Environment for Accelerated Sustainable Socio-Economic Growth and Good Governance in Partnership with the Private Sector and other Stakeholders’

No	Activities	Location	Indicators	Time Frame				Annual Budget		Implementation	
				1st	2nd	3rd	4th	Local	External	Lead	Collaborating
88.	Construct 1 No. Police Station	Benso	No of Police Stations constructed					-	220,000.00	Works	Central Admin.
89.	Construct 1 No. Police Station	Simpa	No of Police Stations constructed					-	220,000.00	Works	Central Admin.
OBJECTIVE 3: Integrate And Institutionalise District Level Planning And Budgeting Through The Participatory Process At All Levels											
90.	Organise Public Hearing on MTDP	Area Councils, Tarkwa	Public hearing organised						12,000.00	Central Admin.	-
91.	Undertake Participatory Monitoring and Evaluation of Plans with stakeholders	Municipal Wide	P M and E organised					-	22,500.00	Central Admin.	-
92.	Provide community assistance for the implementation of CIPs	Electoral Areas	Community Assistance provided					-	70,000.00	Central Admin.	Works
OBJECTIVE 6: Promote Social Accountability In The Public Policy Cycle											
93.	Organise town hall meetings	Tarkwa	Town hall organ.					8,000.00	-	Central Admin.	-
94.	Support SPEFA Fora	Electoral Areas	Fora organised					1,000.00	-	Central Admin.	-
95.	Conduct Citizen's Satisfaction Surveys	Municipal Wide	Survey conducted					-	10,000.00	Central Admin.	-
OBJECTIVE 7: Promote Gender Equity In Political, Social And Economic Development Systems And Outcomes											
96.	Organise workshops to increase participation of women in the governance	Tarkwa	Workshops organised					-	3,000.00	Central Admin.	Comm. Dev
97.	Organise public education on gender	Municipal Wide	Public Educ. done					-	1,500.00	Comm. Dev	Central Admin.
98.	Organise skills training for women groups	Municipal Wide	Training organised					-	5,000.00	Central Admin.	Comm. Dev
OBJECTIVE 8: Improve Internal Security For Protection Of Life And Property											
99.	Provide logistics to Municipal Guards	Tarkwa	Logistics provided					-	5,000.00	Finance	Central Admin.
100.	Public educ. and enforcement of Bye-laws	Municipal Wide	Bye - laws enforced						20,000.00	Departments	Central Admin
OBJECTIVE 9: Promote And Improve The Efficiency And Effectiveness Of Performance In The Public And Civil Services											
101.	Complete Administration Block	Ahwitieso -Tarkwa	Administration Block Completed					-	200,000.00	Central Admin.	Works
102.	Rehabilitation of staff bungalows	Tarkwa	Staff bungalows rehabilitated					-	35,000.00	Central Admin.	Works
103.	Undertake capacity building programmes at all levels	Municipal Wide	Capacity building prog. undertaken					-	50,000.00	Central Admin.	-
104.	Undertake asset management programmes	Municipal Wide	Asset Mgt prog. undertaken						40,000.00	Central Admin.	Works

Annex 7 - Annual Action Plan - 2015

GOAL: Improving The Quality of Life of the People by Reducing Poverty and Income Inequalities through the Creation of an Enabling Environment for Accelerated Sustainable Socio-Economic Growth and Good Governance in Partnership with the Private Sector and other Stakeholders'

No	Activities	Location	Indicators	Time Frame				Indicative Budget		Implementation	
				1st	2nd	3rd	4th	Local	External	Lead	Collaborating
THEMATIC AREA 2: Enhancing Competitiveness in Ghana's Private Sector											
OBJECTIVE 1: Develop A Financial Sector Which Is More Efficient And Responsive To Private Sector Needs											
1.	Link businesses to financial services	Municipal Wide	Access to financial services created					-	15,000.00	Trade. Industry & Tourism	-
OBJECTIVE 2: Improve Efficiency And Competitiveness Of MSMEs											
2.	Organise Training Programmes on Business Development	Municipal Wide	Business Dev't Trainings Organised					-	10,000.00	Trade. Industry & Tourism	-
OBJECTIVE 3: Diversify And Expand The Tourism Industry For Economic Development											
3.	Develop Eco Tourist Sites	Essamang Kakraba, Bonsa	Eco Tourist Sites Developed					-	4,000.00	Trade. Industry & Tourism	Central Admin.
OBJECTIVE 4: Accelerate Technology-Based Industrialization With Strong Linkages To Agriculture And Other Natural Resource Endowments											
4.	Encourage agro industrial businesses	Municipal Wide	Agro businesses established					-	15,000.00	Trade. Industry & Tourism	Agric
5.	Train 10 groups and provide equipment for agro - processing	Municipal Wide	Groups Trained and Equipment Provided					2,500.00	17,500.00	Trade. Industry & Tourism	Agric
THEMATIC AREA 3: Accelerated Agriculture Modernization and Sustainable Natural Resources Management											
OBJECTIVE 1: Improve Science, Technology And Innovation Application											
6.	Increase Farm / home visits and offer Extension Services	Municipal Wide	Farm / home Visits Increased					-	10,000.00	Agric	Central Admin.
OBJECTIVE 2: Improve Agriculture Financing											
7.	Organise Farmers' Day Celebration	Municipal Wide	Farmers' Day Organised					40,000.00	-	Agric	Central Admin.
OBJECTIVE 3: Promote The Development Of Selected Cash Crops											
8.	Sensitise farmers on the need to cultivate cocoa and oil palm	Municipal Wide	Farmers sensitised					-	5,000.00	Agric	-
9.	Undertake Inland Valley Rice Development Project	Simpa	Inland valley rice project done					-	75,000.00	Agric	-
OBJECTIVE 4: Improve Post-Production Management											
10.	Organise training on post-harvest management	Municipal Wide	Training on post-harvest Mgt organised					-	3,000.00	Agric	Central Admin.
OBJECTIVE 5: To Develop An Effective Domestic Market											
11.	Construct 1 No. market sheds and ancillary facilities	Tarkwa,	Markets constructed					-	120,000.00	Works	Central. Admin

Annex 7 - Annual Action Plan - 2015

GOAL: Improving The Quality of Life of the People by Reducing Poverty and Income Inequalities through the Creation of an Enabling Environment for Accelerated Sustainable Socio-Economic Growth and Good Governance in Partnership with the Private Sector and other Stakeholders'

No	Activities	Location	Indicators	Time Frame				Indicative Budget		Implementation	
				1st	2nd	3rd	4th	Local	External	Lead	Collaborating
12.	Complete 1 No. market and ancillary facilities	Dompim	Market completed					-	40,000.00	Works	Central. Admin
13.	Construction of Wood Sellers' Market and Ancillary Facilities	Essamang Kakraba	Wood sellers' market constructed						100,000.00	Works	Physical Planning
OBJECTIVE 6: To Promote Livestock And Poultry Development For Food Security And Income Generation											
14.	Organise training Programmes on Livestock Production and management for farmers	Municipal Wide	Livestock Prod. prog organised					-	3,000.00	Agric	Farmers
OBJECTIVE 7: To Ensure Sustainable Management Of Natural Resources											
15.	Distribute seedlings and Organise Tree Planting Exercise to reclaim degraded land	Municipal Wide	Tree planting done					-	1,000.00	Natural Reserve conservation	-
OBJECTIVE 8: Adapt To The Impacts And Reduce Vulnerability To Climate Variability And Change											
16.	Sensitize Communities in Mining Catchment Areas	Municipal Wide	Sensitisation done					-	1,500.00	Disaster Prevention	-
OBJECTIVE 9: Promote Sustainable Extraction And Use Of Mineral Resources											
17.	Organise Soil Fertility Improvement Programme	Municipal Wide	Soil fertility prog. organised					-	1,500.00	Agric	-
OBJECTIVE 10: To Ensure Sustainable Use Of Wetlands And Water Resources											
18.	Organise Disaster Prevention Programmes against flooding	Municipal Wide	Disaster prevention prog. organised					-	1,000.00	Disaster Prevention	-
OBJECTIVE 11: To Promote Effective Waste Management And Reduce Noise Pollution											
19.	Organise Public Education on Waste Management	Municipal wide	Public Education done					-	1,000.00	Health	-
20.	Purchase 1 No Backhoe	Tarkwa	Back hoe purchased					250,000.00		Works	Health
21.	Purchase 10 Refuse Containers	Selected Communities	No of refuse containers purchased					-	160,000.00	Works	Health
22.	Construct 6 Refuse bays	Selected Communities	20 Refuse bays constructed						180,000.00	Works	Health
23.	Pushing of refuse	Selected Sites	No of refuse pushed					95,000.00		Works	Health
OBJECTIVE 12: Enhance Natural Resources Management Through Community Participation											
24.	Ensure community participation in SRA to enhance transparency	Municipal Wide	Transparency in SRA ensured					-	500.00	Natural Reserve conservation	-
25.	Social and Environmental Safeguards	Municipal Wide	Social and Env'tal Safeguards done						10,000.00	Central Admin.	Works

Annex 7 - Annual Action Plan - 2015

GOAL: Improving The Quality of Life of the People by Reducing Poverty and Income Inequalities through the Creation of an Enabling Environment for Accelerated Sustainable Socio-Economic Growth and Good Governance in Partnership with the Private Sector and other Stakeholders'

No	Activities	Location	Indicators	Time Frame				Indicative Budget		Implementation	
				1st	2nd	3rd	4th	Local	External	Lead	Collaborating
OBJECTIVE 13: Mitigate The Impacts Of Climate Variability And Change											
26.	Organise Awareness Programmes on Climate Change and its Impact	Municipal Wide	Awareness created on Climate change					2,000.00	-	Natural Reserve conservation	Agric
OBJECTIVE 14: Promote Green Economy											
27.	Undertake awareness programmes on integration of green economy in the development process	Municipal Wide	Green economy programmes organised					2,000.00	-	Natural Reserve conservation	-
OBJECTIVE 15: Promote Sustainable Environment, Land And Water Management											
28.	Organise programmes to protect water bodies	Municipal Wide	Programmes organised					2,000.00	-	Disaster Prevention	Natural Reserve conservation
29.	Regulate the felling of trees for charcoal burning through the issuance of permits	Municipal Wide	Felling of trees regulated					1,000.00	-	Natural Reserve conservation	
OBJECTIVE 16: Promote Agriculture Mechanisation											
30.	Facilitate the promotion and acquisition of farm equipment for selected farmers	Municipal Wide	Facilitation done					1,000.00	-	Agric	Central Admin.
THEMATIC AREA 5: Infrastructure, Energy And Human Settlements											
OBJECTIVE 1: Establish Ghana As A Transportation Hub For The West African Sub-Region											
31.	Rehabilitate 10 Km Road	Bonsa - Benso	Km of road rehabilitated					-	57,200.00	Works	Central Admin.
32.	Undertake Spot Improvement on 16.4 Km Road	Tarkwa Bansa - Bonsawire - Esuoso	Road condition improved					-	59,000.00	Works	Central Admin.
33.	Reshape 100 Km Road annually	Municipal Wide	400 km road reshaped					-	100,000.00	Works	Central Admin.
34.	Construct New Hospital Road	Bogrekrom - New Hospital	Hospital Road constructed					-	1,200,000.00	Urban Roads	Central Admin.
35.	Provision Of 2 No. Traffic Lights	Tarkwa	No. of Traffic light provided					-	170,000.00	Urban Roads	Central Admin.
36.	Repair and Maintenance of Assembly Grader	Municipal Wide	Repair and Maintenance Done					-	25,000.00	Works	Central Admin.
37.	Patching of Town Potholes, Resealing, Upgrading of Gravel Roads and Line marking of Major Roads	Tarkwa	Potholes patched and road lines marked					-	4,231,250.00	Urban Roads	Central Admin.
38.	Construction of retaining wall for lorry park	New Atuabo	Retaining wall constructed					-	140,000.00	Works	Urban Roads
39.	Desilting of drains	Municipal Wide	Drains desilted					-	160,000.00	Urban Roads	Central Admin.

Annex 7 - Annual Action Plan - 2015

GOAL: Improving The Quality of Life of the People by Reducing Poverty and Income Inequalities through the Creation of an Enabling Environment for Accelerated Sustainable Socio-Economic Growth and Good Governance in Partnership with the Private Sector and other Stakeholders'

No	Activities	Location	Indicators	Time Frame				Indicative Budget		Implementation	
				1st	2nd	3rd	4th	Local	External	Lead	Collaborating
OBJECTIVE 2: Promote A Sustainable, Spatially Integrated And Orderly Development Of Human Settlements For Socio-Economic Development											
40.	Undertake public education on development control and land use	Municipal Wide	Public education done					-	2,500.00	Physical Planning	Works
41.	Educate citizens and Enforce building regulations	Municipal Wide	Building Regulations enforced					-	2,500.00	Works	Physical Planning
42.	Complete street naming and house addressing exercise	Municipal Wide	Street naming and addressing done					-	50,000.00	Physical Planning	Works
OBJECTIVE 3: To Streamline Spatial And Land Use Planning System											
43.	Prepare Structure Plan	Municipal Wide	Structure Plan Prepared					-	60,000.00	Physical Planning	Central Admin
44.	Prepare local plans	Municipal Wide	Local plans prepared					-	45,000.00	Physical Planning	Central Admin
OBJECTIVE 5: To Accelerate The Provision Of Improved Environmental Sanitation Facilities											
45.	Construct 1 No 20 Seater WC Toilet	Tarkwa	WC Toilets Constructed					-	120,000.00	Health	Works
46.	Conversion of pan latrines into WC Toilets	Tarkwa	Pan latrines converted					15,000.00	-	Health	Works
47.	Rehabilitate 1 No. toilet facility	Brahabome,	Toilets Rehabilitated					-	50,000	Health	Works
48.	Construct 20 Seater KVIP Toilets	Nsuaem - Kanianko	KVIP Toilets Constructed					-	100,000.00	Health	Works
49.	Construct 20 Seater KVIP Toilets	Nsuaem	KVIP Toilets Constructed					-	100,000.00	Health	Works
50.	Organise Public education on CLTS	Municipal Wide	Public Education done					3,000.00	-	Works	Health
OBJECTIVE 6: Accelerate The Provision Of Adequate, Safe And Affordable Water											
51.	Construct 2 No Small Town Water System	Nsuaem, Simpa	Water systems constructed					25,000.00	1,225,000.00	Works	Central Admin.
52.	Construct 20 Boreholes	Municipal Wide	Boreholes constructed					-	220,000.00	Works	Central Admin.
53.	Reconstitute and train 25 WATSANS and 1 Water Boards	Municipal Wide	WATSANS Trained					1,000.00	11,500.00	Works	Central Admin.
54.	Rehabilitate water system	Municipal Wide	Water systems rehabilitated					5,000.00	7,500.00	Works	Central Admin.
OBJECTIVE 7: Provide Adequate, Reliable And Affordable Energy To Meet The National Needs And For Export											
55.	Extend electricity to new areas	Municipal Wide	Electricity Extended					-	100,000.00	Works	Central Admin.
56.	Extend electricity to 20 communities	Municipal Wide	Communities connected					-	100,000.00	Works	Central Admin.
THEMATIC AREA 6: Human Development, Productivity And Employment											

Annex 7 - Annual Action Plan - 2015

GOAL: Improving The Quality of Life of the People by Reducing Poverty and Income Inequalities through the Creation of an Enabling Environment for Accelerated Sustainable Socio-Economic Growth and Good Governance in Partnership with the Private Sector and other Stakeholders'

No	Activities	Location	Indicators	Time Frame				Indicative Budget		Implementation	
				1st	2nd	3rd	4th	Local	External	Lead	Collaborating
OBJECTIVE 1: Improve Management Of Education Service Delivery											
57.	Strengthen 50 SMCs and PT7As	Municipal Wide	No. of SMCs and PTAs strengthened					1,000.00	-	Education	-
58.	Organise Capacity Building Programmes for Teaching and Non-Teaching staff	Municipal Wide	Capacity Building done					-	1,200.00	Education	-
59.	Organise Mock Exams	Municipal Wide	Mock Exams organised					-	2,500.00	Education	Central Admin.
OBJECTIVE 2: Increase Equitable Access To And Participation In Education At All Levels											
60.	Construct 6-Unit Classroom Block with Ancillary facilities at Borborbo	Borborbo	Classroom Blocks constructed					62,500.00	217,500.00	Education	Works
61.	Construct 6-Unit Classroom Block with Ancillary facilities at Enyinase	Enyinase	Classroom Blocks constructed					62,500.00	217,500.00	Education	Works
62.	Construct 6-Unit Classroom Block with Ancillary facilities at Essamang Kakraba	Essamang Kakraba	Classroom Blocks constructed					62,500.00	217,500.00	Education	Works
63.	Construct 3-Unit Classroom Block with Ancillary facilities	Benso - Essamang	Classroom Blocks constructed					62,500.00	107,500.00	Education	Works
64.	Construct 3-Unit Classroom Block with Ancillary facilities	Israel	Classroom Blocks constructed					62,500.00	107,500.00	Education	Works
65.	Construct 2-Unit Classroom Block with Ancillary facilities	Benso - Essamang	Classroom Blocks constructed					75,000.00	145,000.00	Education	AngloGold, Goldfields
66.	Completion of 3 – Unit Classroom Block	Bankyim	Classroom Blocks completed					50,000.00		Education	Works
67.	Completion of 3 – Unit Classroom Block	Benso	Classroom Blocks completed					60,000.00		Education	Works
68.	Construct 1 No Teacher's Accommodation	Selected Communities	Teachers' Accom. Constructed					-	180,000.00	Education	Works
69.	Supply 800 Desks to school pupils	Municipal Wide	No of Desks supplied					12,500.00	37,500.00	Education	Central Admin.
70.	Supply 50 Desks to Teachers	Municipal Wide	No of Desks supplied					10,000.00	30,000.00	Education	Central Admin.
71.	Organise my first day at school programme	Municipal Wide	My first day at school organised					1,250.00	3,750.00	Education	Central Admin.
72.	Organise STMIE Clinics	Municipal Wide	STMIE Clinics organised					-	5,000.00	Education	Central Admin.
73.	Organise Teacher's Awards	Tarkwa	Teachers Awarded					-	7,500.00	Education	Central Admin.
74.	Celebrate Independence day annually	Tarkwa and Area Councils	Independence day celebrated					20,000.00	20,000.00	Education	Central Admin.

Annex 7 - Annual Action Plan - 2015

GOAL: Improving The Quality of Life of the People by Reducing Poverty and Income Inequalities through the Creation of an Enabling Environment for Accelerated Sustainable Socio-Economic Growth and Good Governance in Partnership with the Private Sector and other Stakeholders'

No	Activities	Location	Indicators	Time Frame				Indicative Budget		Implementation	
				1st	2nd	3rd	4th	Local	External	Lead	Collaborating
75.	Undertake sports development projects and programmes	Municipal Wide	Sport Development Programmes done					30,000.00	-	Education	Central Admin.
76.	Provision of sponsorship for 5 girls in vocational training	Municipal Wide	No. of girls sponsored					-	5,000.00	Education	Social Welfare/Com Dev
77.	Rehabilitation of Bungalows for vocational schools	Municipal Wide	Bungalow rehabilitated					-	30,000.00	Education	Works
OBJECTIVE 3: To Bridge The Equity Gaps In Geographical Access To Health Services											
78.	Upgrade Health Facilities	Simpa	Health facilities upgraded						120,000.00	Health	Works
79.	Upgrade Health Facilities	Dompim	Health facilities upgraded						120,000.00	Health	Works
80.	Construct CHPS Zone	Mahamo	CHPS Constructed					-	120,000.00	Health	Works
81.	Construct CHPS Zone	Mile10½	CHPS Constructed					-	120,000.00	Health	Works
82.	Organise residual wall spraying against mosquitoes	Municipal Wide	Wall spraying done					-	150,000.00	Health	Central Admin
OBJECTIVE: 4 To Ensure The Reduction Of New HIV and AIDS/STIs Infections, Especially Among The Vulnerable Groups											
83.	Organise Educational campaigns against HIV and AIDS through behavioural change	Municipal Wide	HIV campaigns organised					-	2,500.00	Health	Central Admin.
84.	Support PLWHAs and OVCs	Municipal Wide	PLWHAs supported					-	2,500.00	Health	Central Admin.
85.	Support the celebrate of World AIDS DAY	Municipal Wide	World AIDS Day celebrated					-	2,500.00	Health	Central Admin.
OBJECTIVE 6: To Ensure Effective Appreciation Of And Inclusion Of Disability Issues											
86.	Organise training programmes for PWDs	Municipal Wide	Training programmes done					-	2,000.00	Works	Central Admin.
87.	Provide Start-up capital for PWDs	Municipal Wide	Capital Provided					-	10,500.00	Works	Central Admin.
88.	Construct ramps on existing structures to make them disability friendly	Municipal Wide	Ramps constructed					-	25,000.00	Works	Central Admin.
OBJECTIVE 7: A More Effective Appreciation Of And Inclusion Of Disability Issues Both Within The Formal Decision Making Process And In The Society At Large											
89.	Identify ways of including PWDs in decision making	Municipal Wide	PWDs included in development process					-	1,500.00	Central Admin.	
OBJECTIVE 8: Children's Physical, Social, Emotional And Psychological Development Enhanced											
90.	Undertake campaign against child labour	Municipal Wide	Campaign against child labour done					-	250.00	Social Welfare/Com Dev	Central Admin.

Annex 7 - Annual Action Plan - 2015

GOAL: Improving The Quality of Life of the People by Reducing Poverty and Income Inequalities through the Creation of an Enabling Environment for Accelerated Sustainable Socio-Economic Growth and Good Governance in Partnership with the Private Sector and other Stakeholders'

No	Activities	Location	Indicators	Time Frame				Indicative Budget		Implementation	
				1st	2nd	3rd	4th	Local	External	Lead	Collaborating
91.	Enforce laws on child labour	Municipal Wide	Laws on Child labour enforced					-	250.00	Social Welfare/ Com Dev	NYA, Central Admin.
92.	Organise World Child labour day	Municipal Wide	Child labour day supported					-	2,200.00	Social Welfare/ Com Dev	NYA, Central Admin.
OBJECTIVE 9: Reinforce Family Planning As A Priority In National Development											
93.	Undertake educational programmes on family planning	Municipal Wide	Family Planning Prog. organised					1,200.00	-	Health	Social Welfare/ Comm Dev.
94.	Support National Immunisation Programme	Municipal Wide	Immunisation supported					-	5,000.00	Health	Central Admin.
THEMATIC AREAS 7: Transparent And Accountable Governance											
OBJECTIVE 1: To Improve Fiscal Revenue Mobilization And Management											
95.	Undertake Valuation and Revaluation of Properties	Municipal Wide	Properties Revalued					-	25,000.00	Finance	Central Admin.
96.	Sensitise the public on the need to pay taxes	Municipal Wide	Public Sensitized					3,000.00	-	Finance	Central Admin.
97.	Implement Revenue Improvement Action Plan	Municipal Wide	RIAP Implemented						45,000.00	Finance	Central Admin.
OBJECTIVE 2: To Enhance Peace and Security											
98.	Construct Police Station and Accommodation	Simpa	Police Stations constructed						340,000.00	Works	Central Admin.
99.	Construct Police Station and Accommodation	Benso	Police Station constructed						340,000.00	Works	Central Admin.
100.	Construct Police Station and Accommodation	Dompim	Police Station constructed						340,000.00	Works	Central Admin.
101.	Construct 1 No Fire Service Office	Tarkwa	Fire office constructed						200,000.00	Works	Central Admin.
OBJECTIVE 3: Integrate And Institutionalise District Level Planning And Budgeting Through The Participatory Process At All Levels											
102.	Undertake Participatory Monitoring and Evaluation of Plans with stakeholders	Municipal Wide	P M and E organised					-	4,000.00	Central Admin.	Stakeholders
103.	Provide community assistance for the implementation of CIPs	Electoral Areas	Community Assistance provided					-	70,000.00	Central Admin.	Assembly Members
OBJECTIVE 5: To Enhance Platforms For Engagement With Civil Society And Private Sector And Improve Responsiveness By Governance Institutions											
104.	Rehabilitate Community Centre	Tarkwa	Community Centre Rehabilitated					-	70,000.00	Central Admin.	Urban Council
OBJECTIVE 6: To Promote Social Accountability In The Public Policy Cycle											

Annex 7 - Annual Action Plan - 2015

GOAL: Improving The Quality of Life of the People by Reducing Poverty and Income Inequalities through the Creation of an Enabling Environment for Accelerated Sustainable Socio-Economic Growth and Good Governance in Partnership with the Private Sector and other Stakeholders'

No	Activities	Location	Indicators	Time Frame				Indicative Budget		Implementation	
				1st	2nd	3rd	4th	Local	External	Lead	Collaborating
105.	Organise town hall meetings	Tarkwa	Town Hall organised					8,000.00		Central Admin.	Stakeholders
106.	Support SPEFA Fora	Electoral Areas	Fora organised					-	1,000.00	Central Admin.	Stakeholders
OBJECTIVE 7: Promote Gender Equity In Political, Social And Economic Development Systems And Outcomes											
107.	Organise workshops to increase the participation of women in governance	Tarkwa	Workshops organised					-	3,000.00	Central Admin.	Social Welfare/Com Dev
108.	Organise public education on gender issues	Municipal Wide	Public Education done					-	1,500.00	Central Admin.	Social Welfare/Com Dev
109.	Organise skills training for women groups	Municipal Wide	Training organised					-	5,000.00	Central Admin.	Social Welfare/Com Dev
OBJECTIVE 8: Improve Internal Security For Protection Of Life And Property											
110.	Provide logistics to Municipal Guards	Tarkwa	Logistics provided					-	5,000.00	Central Admin.	Finance
111.	Public educ and enforcement of Bye- laws	Municipal Wide	Bye - laws enforced						20,000.00	Central Admin.	Departments
OBJECTIVE 9: To Promote And Improve The Efficiency And Effectiveness Of Performance In The Public And Civil Services											
112.	Complete Administration Block	Ahwitieso	Admin Block Comp						400,000.00	Central Admin.	Works
113.	Furnish Administration block	Ahwitieso	Furnishing done						150,000.00	Central Admin.	Works
114.	Provide landscaping and horticultural Works for Administration Block	Ahwitieso	Landscaping done						60,000.00	Central Admin.	Works
115.	Purchase minibus for Assembly	Tarkwa	Minibus purchased						120,000.00	Central Admin.	Works
116.	Construct 2 No semi-detached bungalows for staff	Tarkwa	No of bungalows constructed						180,000.00	Central Admin.	Works
117.	Purchase 1 pick-up for the revenue unit	Tarkwa	1 pick-up purchased						100,000.00	Central Admin.	Works
118.	Purchase 6 motor bikes for units	Tarkwa	Motors purchased						60,000.00	Central Admin.	Works
119.	Supply and Installation of Generator set for Finance office	Tarkwa	Generator set installed						80,000.00	Central Admin.	Works
120.	Rehabilitation of staff bungalows	Tarkwa	Staff bungalows rehabilitated						35,000.00	Central Admin.	Works
121.	Undertake capacity building programmes at all levels	Municipal Wide	Capacity building done						50,000.00	Central Admin.	-
122.	Purchase 5 computers 5 laptops, 1 projector and accessories	Tarkwa	Computers purchased						25,000.00	Central Admin.	Works

Annex 8 - Annual Action Plan - 2016

GOAL: Improving The Quality of Life of the People by Reducing Poverty and Income Inequalities through the Creation of an Enabling Environment for Accelerated Sustainable Socio-Economic Growth and Good Governance in Partnership with the Private Sector and other Stakeholders'

No	Activities	Location	Indicators	Time Frame				Indicative Budget		Implementation	
				1st	2nd	3rd	4th	Local	External	Lead	Collaborating
THEMATIC AREA 2: Enhancing Competitiveness in Ghana's Private Sector											
OBJECTIVE 1: To Develop A Financial Sector Which Is More Efficient And Responsive To Private Sector Needs											
1.	Link businesses to financial services	Municipal Wide	Access to financial services created					-	15,000.00	Trade, Industry & Tourism	Central Admin.
OBJECTIVE 2: Improve Efficiency And Competitiveness Of MSMEs											
2.	Organise training programmes on business development	Municipal Wide	Business Dev't Training done					-	10,000.00	Trade, Industry & Tourism	Central Admin.
OBJECTIVE 3: Diversify and Expand the Tourism Industry For Economic Development											
3.	Development of Eco - Tourism	Essamang Kakraba, Bonsa	Eco Tourist Sites Developed					4,000.00	-	Trade, Industry & Tourism	Central Admin.
OBJECTIVE 4: Accelerate Technology-Based Industrialization With Strong Linkages To Agriculture And Other Natural Resource Endowments											
4.	Encourage agro industrial businesses	Municipal Wide	Agro businesses established					15,000.00	-	Trade, Industry & Tourism	Agric
5.	Train 10 groups and provide equipment for agro - processing	Municipal Wide	No. of Groups Trained					2,500.00	17,500.00	Trade, Industry & Tourism	Agric
THEMATIC AREA 3: Accelerated Agriculture Modernization and Sustainable Natural Resources Management											
OBJECTIVE 1: Improve Science, Technology And Innovation Application											
6.	Increase Farm / home visits and offer Extension Services	Municipal Wide	Farm / home Visits Increased					-	10,000.00	Agriculture	Central Admin.
OBJECTIVE 2: To Improve Agriculture Financing											
7.	Organise Farmers' Day Celebration	Municipal Wide	Farmers' Day Organised					40,000.00	-	Central Admin.	Agriculture
OBJECTIVE 3: To Promote The Development Of Selected Cash Crops											
8.	Sensitise farmers on the need to cultivate cocoa and oil palm	Municipal Wide	Farmers sensitised					-	5,000.00	Agriculture	Central Admin.
9.	Undertake Inland Valley Rice Development Project	Simpa	Inland valley rice project done					-	75,000.00	Agriculture	Central Admin.
OBJECTIVE 4: To Improve Post-Production Management											
10.	Organise training on post-harvest management	Municipal Wide	Training on post-harvest mgt. org					-	3,000.00	Agriculture	Central Admin.
OBJECTIVE 5: To Develop An Effective Domestic Market											

Annex 8 - Annual Action Plan - 2016

GOAL: Improving The Quality of Life of the People by Reducing Poverty and Income Inequalities through the Creation of an Enabling Environment for Accelerated Sustainable Socio-Economic Growth and Good Governance in Partnership with the Private Sector and other Stakeholders'

No	Activities	Location	Indicators	Time Frame				Indicative Budget		Implementation	
				1st	2nd	3rd	4th	Local	External	Lead	Collaborating
11.	Construct 1 No. Market Sheds and Ancillary Facilities	Benso	No of markets constructed						60,000.00	Works	Central Admin.
12.	Rehabilitate 2 No. Market Sheds and Ancillary Facilities	Tamso,	No of markets rehabilitated						50,000.00	Works	Central Admin.
13.	Rehabilitate 2 No. Market Sheds and Ancillary Facilities	Pataho	No of markets rehabilitated						50,000.00	Works	Central Admin.
OBJECTIVE 6: To Promote Livestock And Poultry Development For Food Security And Income Generation											
14.	Organise training Programmes on Livestock Production and management for farmers	Municipal Wide	Livestock Prod. prog. organised					-	3,000.00	Agriculture	Central Admin.
OBJECTIVE 7: To Ensure Sustainable Management Of Natural Resources											
15.	Distribute seedlings and organise tree planting exercise to reclaim degraded land	Municipal Wide	Tree planting done					-	1,000.00	Nat. Resources Conservation	Central Admin.
OBJECTIVE 8: To Adapt To The Impacts And Reduce Vulnerability To Climate Variability And Change											
16.	Sensitize communities in mining catchment areas	Municipal Wide	Sensitisation done					-	1,500.00	Disaster Prevention	Central Admin.
OBJECTIVE 9: To Promote Sustainable Extraction And Use Of Mineral Resources											
17.	Organise soil fertility improvement programme	Municipal Wide	Soil fertility prog. organised					-	1,500.00	Agriculture	Nat. Resources Conservation
OBJECTIVE 10: To Ensure Sustainable Use Of Wetlands And Water Resources											
18.	Organise disaster prevention programmes against flooding	Municipal Wide	Disaster prevention prog. organised					-	1,000.00	Disaster Prevention	Central Admin
OBJECTIVE 11: To Promote Effective Waste Management And Reduce Noise Pollution											
19.	Organise public education on waste management	Municipal wide	Public Education done					-	1,000.00	Health	Central Admin
20.	Purchase 1 No Refuse Truck	Municipal wide	Truck purchased					-	180,000.00	Health	Works
21.	Purchase 10 Refuse Containers	Selected Communities	Containers purchased					-	160,000.00	Works	Health
22.	Construct 5 Refuse bays	Selected Communities	Refuse bays constructed					-	150,000.00	Works	Health
23.	Pushing of refuse	Communities	Refuse pushed					95,000.00		Works	Health
OBJECTIVE 12: To Enhance Natural Resources Management Through Community Participation											

Annex 8 - Annual Action Plan - 2016

GOAL: Improving The Quality of Life of the People by Reducing Poverty and Income Inequalities through the Creation of an Enabling Environment for Accelerated Sustainable Socio-Economic Growth and Good Governance in Partnership with the Private Sector and other Stakeholders'

No	Activities	Location	Indicators	Time Frame				Indicative Budget		Implementation	
				1st	2nd	3rd	4th	Local	External	Lead	Collaborating
24.	Ensure community participation in SRA to enhance transparency	Municipal Wide	Transparency in SRA ensured					-	500.00	Nat. Resources Conservation	Central Admin
25.	Social and Environmental Safeguards	Municipal Wide	Social and Env'tal Safeguards done					-	10,000.00	Central Admin.	Works
OBJECTIVE 13: Mitigate The Impacts Of Climate Variability And Change											
26.	Organise Awareness Programmes on Climate Change and its Impact	Municipal Wide	Climate change Awareness done					2,000.00	-	Disaster Prevention	Agriculture
OBJECTIVE 14: Promote Green Economy											
27.	Undertake awareness programmes on integration of green economy in the development process	Municipal Wide	Green economy programmes organised					2,000.00	-	Nat Resources Conservation	Central Admin
OBJECTIVE 15: Promote Sustainable Environment, Land And Water Management											
28.	Organise programmes to protect water bodies	Municipal Wide	Programmes organised					2,000.00	-	Disaster Prevention	Central Admin.
29.	Regulate the felling of trees for charcoal burning through the issuance of permits	Municipal Wide	Felling of trees regulated					1,000.00	-	Nat. Resources Conservation	Central Admin.
OBJECTIVE 16: Promote Agriculture Mechanisation											
30.	Facilitate the promotion and acquisition of farm equipment for selected farmers	Municipal Wide	Facilitation done					1,000.00	-	Agriculture	Central Admin.
THEMATIC AREA 5: Infrastructure, Energy And Human Settlements											
OBJECTIVE 1: To Establish Ghana As A Transportation Hub For The West African Sub-Region											
31.	Rehabilitate 5 Km Road	Simpa -Nuakokrom -Aklika	Km of road rehabilitated					-	28,500.00	Works	Central Admin.
32.	Undertake Spot Improvement on 8 Km Road	Nsuaem - Mile 5	Road condition improved					-	46,000.00	Works	Central Admin.
33.	Reshape 100 Km Road annually	Municipal Wide	Km of road reshaped					-	100,000.00	Works	Central Admin.
34.	Provision Of 2 No. Traffic Lights	Tarkwa	Traffic light provided					-	170,000.00	Urban Roads	Central Admin.
35.	Repair and Maintenance of Assembly Grader	Municipal Wide	Repair and Maintenance Done					-	25,000.00	Works	Central Admin.
36.	Patching of town potholes, resealing, upgrading of gravel roads and line marking of major roads	Tarkwa	Road maintained and upgraded					-	4,231,250.00	Urban Roads	Central Admin.

Annex 8 - Annual Action Plan - 2016

GOAL: Improving The Quality of Life of the People by Reducing Poverty and Income Inequalities through the Creation of an Enabling Environment for Accelerated Sustainable Socio-Economic Growth and Good Governance in Partnership with the Private Sector and other Stakeholders'

No	Activities	Location	Indicators	Time Frame				Indicative Budget		Implementation	
				1st	2nd	3rd	4th	Local	External	Lead	Collaborating
37.	Desilting of drains	Municipal Wide	Drains desilted						160,000.00	Urban Roads	Central Admin.
OBJECTIVE 2: To Promote A Sustainable, Spatially Integrated And Orderly Development Of Human Settlements For Socio-Economic Development											
38.	Undertake public education on development control and land use	Municipal Wide	Public education done					-	2,500.00	Physical Planning	Works
39.	Educate citizens and Enforce building regulations	Municipal Wide	Building Regulation enforced					-	2,500.00	Works	Physical Planning
40.	Complete street naming and house addressing exercise	Municipal Wide	Street naming addressing done					-	50,000.00	Physical Planning	Works
OBJECTIVE 3: To Streamline Spatial And Land Use Planning System											
41.	Prepare Structure Plan	Municipal Wide	Structure Plan Prepared					-	60,000.00	Physical Planning	Central Admin.
OBJECTIVE 5: To Accelerate The Provision Of Improved Environmental Sanitation Facilities											
42.	Construct 1 No 20 Seater WC Toilet	Nsuaem	Toilets Constructed					-	175,000.00	Health	Works
43.	Conversion of pan latrines into WC Toilets	Tarkwa	Pan latrines converted					20,000.00	-	Health	Works
44.	Rehabilitate 1 No. toilet facility	Nzemaline	Toilets Rehabilitated					-	-	Health	Works
45.	Construction of 6 No. Institutional latrines	Benso, Dompim,	Latrines constructed					-	2,500.00	Health	Works
46.	Construction of Final Disposal Site	Selected Community	Final Disposal Constructed						250,000.00	Health	Works
47.	Construct 20 Seater KVIP Toilets	Dompim,	Toilets Constructed						100,000.00	Health	Works
48.	Construct 20 Seater KVIP Toilets	Dadwen,	Toilets Constructed						100,000.00	Health	Works
49.	Construct 20 Seater KVIP Toilets	Tetrem,	Toilets Constructed						100,000.00	Health	Works
50.	Organise Public education on CLTS	Municipal Wide	CLTS done					3,000.00	-	Works	Health
OBJECTIVE 6: To Accelerate The Provision Of Adequate, Safe And Affordable Water											
51.	Construct 1 No Small Town Water System	Simpa	Water systems constructed					25,000.00	1,225,000.00	Works	Central Admin.
52.	Construct 10 Boreholes	Municipal Wide	Boreholes constructed					-	220,000.00	Works	Central Admin.
53.	Reconstitute and train 25 WATSANS	Municipal Wide	WATSANS Trained					1,000.00	11,500.00	Works	Central Admin.

Annex 8 - Annual Action Plan - 2016

GOAL: Improving The Quality of Life of the People by Reducing Poverty and Income Inequalities through the Creation of an Enabling Environment for Accelerated Sustainable Socio-Economic Growth and Good Governance in Partnership with the Private Sector and other Stakeholders'

No	Activities	Location	Indicators	Time Frame				Indicative Budget		Implementation	
				1st	2nd	3rd	4th	Local	External	Lead	Collaborating
54.	Rehabilitate water system	Municipal Wide	Water systems rehabilitated					5,000.00	7,500.00	Works	Central Admin.
OBJECTIVE 7: To Provide Adequate, Reliable And Affordable Energy To Meet The National Needs And For Export											
55.	Extend electricity to new areas	Municipal Wide	Electricity Extended					-	150,000.00	Works	Central Admin.
56.	Extend electricity to 20 communities	Municipal Wide	Electricity Extended					-	100,000.00	Works	Central Admin.
THEMATIC AREA 6: Human Development, Productivity And Employment											
OBJECTIVE 1: To Improve Management Of Education Service Delivery											
57.	Strengthen 50 SMCs and PTAs	Municipal Wide	SMCs and PTAs strengthened					1,000.00	-	Education	Central Admin.
58.	Organise Capacity Building Programmes for Teaching and Non-Teaching staff	Municipal Wide	Capacity Building Prog. Organised					-	1,200.00	Education	-
59.	Organise Mock Exams	Municipal Wide	Mock Exams organised					-	2,500.00	Education	Central Admin.
OBJECTIVE 2: To Increase Equitable Access To And Participation In Education At All Levels											
60.	Construct 6-Unit Classroom Block with Ancillary facilities	Nsuaem – Kiananko	Classroom Block constructed					62,500.00	217,500.00	Education	Works
61.	Construct 6-Unit Classroom Block with Ancillary facilities	Kwamenakrom	Classroom Block constructed					62,500.00	217,500.00	Education	Works
62.	Construct 6-Unit Classroom Block with Ancillary facilities	Asikafoambatem	Classroom Block constructed					62,500.00	217,500.00	Education	Works
63.	Construct 6-Unit Classroom Block with Ancillary facilities	Brofoyeddu	Classroom Block constructed					62,500.00	217,500.00	Education	Works
64.	Construct 3-Unit Classroom Block with Ancillary facilities	Bonsawire	Classroom Block constructed					62,500.00	107,500.00	Education	Works
65.	Construct 2-Unit Classroom Block with Ancillary facilities at Domeabra MA Prim	Domeabra	Classroom Block constructed					37,500.00	72,500.00	Education	Works
66.	Construct 2-Unit Classroom Block with Ancillary facilities for St Paul MA Prim	Tarkwa	Classroom Block constructed					37,500.00	72,500.00	Education	Works
67.	Construct 2-Unit Classroom Block with Ancillary facilities for Jerusalem MA Prim	Jerusalem	Classroom Block constructed					37,500.00	72,500.00	Education	Works

Annex 8 - Annual Action Plan - 2016

GOAL: Improving The Quality of Life of the People by Reducing Poverty and Income Inequalities through the Creation of an Enabling Environment for Accelerated Sustainable Socio-Economic Growth and Good Governance in Partnership with the Private Sector and other Stakeholders'

No	Activities	Location	Indicators	Time Frame				Indicative Budget		Implementation	
				1st	2nd	3rd	4th	Local	External	Lead	Collaborating
68.	Construct 1 No Teacher's Accommodation	Domeabra	Teachers' Accom. Constructed					-	180,000.00	Education	Works
69.	Supply 800 Desks to school pupils	Municipal Wide	Desks supplied					12,500.00	37,500.00	Education	Central Admin.
70.	Supply 50 Desks to Teachers	Municipal Wide	Desks supplied					10,000.00	30,000.00	Education	Central Admin.
71.	Organise my first day at school programme	Municipal Wide	My first day at school organised					1,250.00	3,750.00	Education	Central Admin.
72.	Organise STMIE Clinics	Municipal Wide	STMIE Clinics organised					-	5,000.00	Education	Stakeholders
73.	Organise Teacher's Awards	Tarkwa	Teachers Awarded					-	7,500.00	Education	Stakeholders
74.	Celebrate Independence day	Tarkwa and Area Councils	Independence day celebrated					-	30,000.00	Education	Stakeholders
75.	Undertake sports development projects and programmes	Municipal Wide	Sport Dev't Prog. done					30,000.00		Education	Central Admin.
76.	Provision of Stands T&A Park	Tarkwa Na Aboso	Stand provided						500,000.00	Central Admin.	Stakeholders
77.	Provision of sponsorship for 5 girls in vocational training	Municipal Wide	No. of girls sponsored						5,000.00	Central Admin.	Com Dev/ Social Welfare
OBJECTIVE 3: To Bridge The Equity Gaps In Geographical Access To Health Services											
78.	Upgrade Health Facilities	Benso	Health facilities upgraded					-	120,000.00	Health	Works
79.	Construct CHPS Zone	Bonsawire	CHPS Constructed					-	120,000.00	Health	Works
80.	Construct CHPS Zone	Mile 5	CHPS Constructed					-	120,000.00	Health	Works
81.	Construct CHPS Zone	Adiewoso	CHPS Constructed					-	120,000.00	Health	Works
82.	Construct CHPS Zone	Amantin	CHPS Constructed					-	120,000.00	Health	Works
83.	Construct 1 No Accommodation for staff	Tarkwa	No of Accom. constructed					-	80,000.00	Health	Works
84.	Organise residual wall spraying against mosquitoes	Municipal Wide	Wall spraying done					-	100,000.00	Health	Works
OBJECTIVE: 4 To Ensure The Reduction Of New HIV and AIDS/STIs Infections, Especially Among The Vulnerable Groups											
85.	Organise Educational campaigns against HIV and AIDS through behavioural change	Municipal Wide	HIV campaigns organised					-	2,500.00	Health	Central Admin.
86.	Support PLWHAs and OVCs	Municipal Wide	PLWHAs supported					-	2,500.00	Health	Central Admin.

Annex 8 - Annual Action Plan - 2016

GOAL: Improving The Quality of Life of the People by Reducing Poverty and Income Inequalities through the Creation of an Enabling Environment for Accelerated Sustainable Socio-Economic Growth and Good Governance in Partnership with the Private Sector and other Stakeholders'

No	Activities	Location	Indicators	Time Frame				Indicative Budget		Implementation	
				1st	2nd	3rd	4th	Local	External	Lead	Collaborating
87.	Support the celebrate of World AIDS Day	Municipal Wide	World AIDS Day celebrated					-	2,500.00	Health	Central Admin.
OBJECTIVE 6: To Ensure Effective Appreciation Of And Inclusion Of Disability Issues											
88.	Organise training programmes for PWDs	Municipal Wide	Training prog. done					-	2,000.00	Works	Central Admin.
89.	Provide Start-up capital for PWDs	Municipal Wide	Capital Provided					-	10,500.00	Works	Central Admin.
90.	Construct ramps on existing structures to make them disability friendly	Municipal Wide	Ramps constructed					-	25,000.00	Works	Central Admin.
OBJECTIVE 7: To A More Effective Appreciation Of And Inclusion Of Disability Issues Both Within The Formal Decision Making Process And In The Society At Large											
91.	Identify ways of including PWDs in decision making	Municipal Wide	PWDs included in Dev't process					-	1,500.00	Central Admin.	Social Welfare/Comm Dev
OBJECTIVE 8: To Children's Physical, Social, Emotional And Psychological Development Enhanced											
92.	Undertake campaign against child labour	Municipal Wide	Campaign on child labour org					-	250.00	Social Welfare/Comm Dev	Central Admin.
93.	Enforce laws on child labour	Municipal Wide	Laws on Child labour enforced					-	250.00	Social Welfare/Comm Dev	Central Admin.
94.	Organise World Child labour day	Municipal Wide	Day supported						2,200.00	Social Welfare/Comm Dev	Central Admin.
OBJECTIVE 9: To Reinforce Family Planning As A Priority In National Development											
95.	Undertake educational programmes on family planning	Municipal Wide	Family Planning Prog organised					1,200.00	-	Health	Social Welfare/Comm Dev
96.	Support National Immunisation Programme	Municipal Wide	Immunisation done					-	5,000.00	Health	Central Admin.
THEMATIC AREAS 7: Transparent And Accountable Governance											
OBJECTIVE 1: To Improve Fiscal Revenue Mobilization And Management											
97.	Sensitise the public on the need to pay taxes	Municipal Wide	Public Sensitized					3,000.00	-	Finance	Central Admin.
OBJECTIVE 3: Integrate And Institutionalise District Level Planning And Budgeting Through The Participatory Process At All Levels											
98.	Undertake Participatory Monitoring and Evaluation of Plans with stakeholders	Municipal Wide	P M and E organised					-	4,000.00	Central Admin.	-
99.	Provide community assistance for the implementation of CIPs	Electoral Areas	Comm Assistance provided					-	70,000.00	Central Admin.	-
OBJECTIVE 6: To Promote Social Accountability In The Public Policy Cycle											

Annex 8 - Annual Action Plan - 2016

GOAL: Improving The Quality of Life of the People by Reducing Poverty and Income Inequalities through the Creation of an Enabling Environment for Accelerated Sustainable Socio-Economic Growth and Good Governance in Partnership with the Private Sector and other Stakeholders'

No	Activities	Location	Indicators	Time Frame				Indicative Budget		Implementation	
				1st	2nd	3rd	4th	Local	External	Lead	Collaborating
100.	Organise town hall meetings	Tarkwa	Town Hall org					8,000.00	-	Central Admin.	Departments
101.	Support SPEFA Fora	Electoral Areas	Fora organised					-	1,000.00	Central Admin.	Departments
OBJECTIVE 7: To Promote Gender Equity In Political, Social And Economic Development Systems And Outcomes											
102.	Organise workshops to increase participation of women in governance process	Tarkwa	Workshops organised					-	3,000.00	Central Admin.	Social Welfare/Comm Dev
103.	Organise public education on gender issues	Municipal Wide	Public Education done					-	1,500.00	Central Admin.	Social Welfare/Comm Dev
104.	Organise skills training for women groups	Municipal Wide	Training organised					-	5,000.00	Central Admin.	Social Welfare/Comm Dev
OBJECTIVE 8: Improve Internal Security For Protection Of Life And Property											
105.	Provide logistics to Municipal Guards	Tarkwa	Log provided					-	5,000.00	Central Admin.	Finance
106.	Public education and enforcement of bye-laws	Municipal Wide	Laws enforced					-	20,000.00	Central Admin.	Departments
OBJECTIVE 9: To Promote And Improve The Efficiency And Effectiveness Of Performance In The Public And Civil Services											
107.	Construct 2 No semi-detached bungalows	Tarkwa	Bung constructed					-	180,000.00	Central Admin.	Works
108.	Purchase 6 motor bikes for units of the Assembly	Tarkwa	No. of motor bikes purchased					-	60,000.00	Central Admin.	Works
109.	Purchase 1 No Tipper Truck	Tarkwa	Trucks purchased					-	180,000.00	Central Admin.	Works
110.	Rehabilitation of staff bungalows	Tarkwa	Bun rehabilitated					-	35,000.00	Central Admin.	Works
111.	Undertake capacity building programmes at all levels	Municipal Wide	Capacity building done					-	50,000.00	Central Admin.	-

Annex 9 - Annual Action Plan - 2017

GOAL: Improving The Quality of Life of the People by Reducing Poverty and Income Inequalities through the Creation of an Enabling Environment for Accelerated Sustainable Socio-Economic Growth and Good Governance in Partnership with the Private Sector and other Stakeholders'

No	Activities	Location	Indicators	Time Frame				Indicative Budget		Implementation	
				1st	2nd	3rd	4th	Local	External	Lead	Collaborating
THEMATIC AREA 2: Enhancing Competitiveness in Ghana's Private Sector											
OBJECTIVE 1: To Develop A Financial Sector Which Is More Efficient And Responsive To Private Sector Needs											
1.	Link businesses to financial services	Municipal Wide	Access to created					-	15,000.00	Trade, Industry & Tourism	Central Admin.
OBJECTIVE 2: Improve Efficiency And Competitiveness Of MSMEs											
2.	Organise training programmes on business development	Municipal Wide	Business Dev't Training Org.					-	10,000.00	Trade, Industry & Tourism	Central Admin.
OBJECTIVE 4: Accelerate Technology-Based Industrialization With Strong Linkages To Agriculture And Other Natural Resource Endowments											
3.	Encourage agro industrial businesses	Municipal Wide	Agro businesses established					15,000.00	-	Trade, Industry & Tourism	Agriculture
4.	Train 10 groups and provide equipment for agro - processing	Municipal Wide	No. of Groups Trained					2,500.00	17,500.00	Trade, Industry & Tourism	Agriculture
THEMATIC AREA 3: Accelerated Agriculture Modernization and Sustainable Natural Resources Management											
OBJECTIVE 1: Improve Science, Technology And Innovation Application											
5.	Increase Farm / home visits and offer Extension Services	Municipal Wide	Farm / home Visits Increased					-	10,000.00	Agriculture	Central Admin.
OBJECTIVE 2: To Improve Agriculture Financing											
6.	Organise Farmers' Day Celebration	Municipal Wide	Farmers' Day Organised					40,000.00	-	Central Admin.	Agriculture
OBJECTIVE 3: To Promote The Development Of Selected Cash Crops											
7.	Sensitise farmers on the need to cultivate cocoa and oil palm	Municipal Wide	Farmers sensitised					-	5,000.00	Agriculture	Central Admin
8.	Undertake Inland Valley Rice Development Project	Simpa	Inland valley rice project done					-	75,000.00	Agriculture	Central Admin
9.	Supply machines for mass cocoa spraying	Municipal Wide	Machines supplied					20,000.00		Agriculture	Central Admin
OBJECTIVE 4: To Improve Post-Production Management											
10.	Organise training on post-harvest management	Municipal Wide	Training Organ					-	3,000.00	Agriculture	Central Admin.
OBJECTIVE 5: To Develop An Effective Domestic Market											
11.	Construct 1 No. market sheds and ancillary facilities	Bonsa,	No of markets constructed						60,000.00	Works	Central Admin.
12.	Construct 1 No. market sheds and ancillary facilities	Essamang	No of markets constructed						60,000.00	Works	Central Admin.
13.	Rehabilitate 1 No. market sheds and ancillary facilities	Tamso	No of markets rehabilitated						50,000.00	Works	Central Admin.

Annex 9 - Annual Action Plan - 2017

GOAL: Improving The Quality of Life of the People by Reducing Poverty and Income Inequalities through the Creation of an Enabling Environment for Accelerated Sustainable Socio-Economic Growth and Good Governance in Partnership with the Private Sector and other Stakeholders'

No	Activities	Location	Indicators	Time Frame				Indicative Budget		Implementation	
				1st	2nd	3rd	4th	Local	External	Lead	Collaborating
14.	Rehabilitate 1 No. market sheds and ancillary facilities	Pataho	No of markets rehabilitated						50,000.00	Works	Central Admin.
OBJECTIVE 6: To Promote Livestock And Poultry Development For Food Security And Income Generation											
15.	Organise training programmes on livestock production and management for farmers	Municipal Wide	Livestock Prod. Prog. organised					-	3,000.00	Agriculture	Central Admin.
OBJECTIVE 7: To Ensure Sustainable Management Of Natural Resources											
16.	Distribute seedlings and organise tree planting exercise to reclaim degraded land	Municipal Wide	Tree planting done					-	1,000.00	Nat. Resources Conservation	Central Admin.
OBJECTIVE 8: To Adapt To The Impacts And Reduce Vulnerability To Climate Variability And Change											
17.	Sensitize communities in mining catchment areas	Municipal Wide	Sensitisation done					-	1,500.00	Disaster Prevention	Central Admin.
OBJECTIVE 9: To Promote Sustainable Extraction And Use Of Mineral Resources											
18.	Organise soil fertility improvement programme	Municipal Wide	Soil fertility prog. organised					-	1,500.00	Agriculture	Nat. Resources Conservation
OBJECTIVE 10: To Ensure Sustainable Use Of Wetlands And Water Resources											
19.	Organise disaster prevention programmes against flooding	Municipal Wide	Disaster prog. organised					-	1,000.00	Disaster Prevention	Nat. Resources Conservation
OBJECTIVE 11: To Promote Effective Waste Management And Reduce Noise Pollution											
20.	Organise public education on waste management	Municipal wide	Public Education done					-	1,000.00	Health	Central Admin
21.	Purchase 10 Refuse Containers	Selected Communities	No of containers purchased					-	160,000.00	Works	Health
22.	Construct 5 Refuse bays	Selected Communities	Refuse bays constructed						150,000.00	Works	Health
23.	Pushing of refuse	Selected Communities	No of refuse pushed					95,000.00		Works	Health
OBJECTIVE 12: To Enhance Natural Resources Management Through Community Participation											
24.	Ensure community participation in SRA to enhance transparency	Municipal Wide	Transparency in SRA ensured					-	500.00	Nat. Resources Conservation	Central Admin.
25.	Social and environmental safeguards	Municipal Wide	Social and env'tal safeguards done						10,000.00	Central Admin.	Works
OBJECTIVE 13: Mitigate The Impacts Of Climate Variability And Change											
26.	Organise Awareness Programmes on Climate Change and its Impact	Municipal Wide	Awareness created on Climate change					2,000.00	-	Disaster Prevention	Agriculture
OBJECTIVE 14: Promote Green Economy											

Annex 9 - Annual Action Plan - 2017

GOAL: Improving The Quality of Life of the People by Reducing Poverty and Income Inequalities through the Creation of an Enabling Environment for Accelerated Sustainable Socio-Economic Growth and Good Governance in Partnership with the Private Sector and other Stakeholders'

No	Activities	Location	Indicators	Time Frame				Indicative Budget		Implementation	
				1st	2nd	3rd	4th	Local	External	Lead	Collaborating
27.	Undertake awareness programmes on integration of green economy in the development process	Municipal Wide	Green economy prog. organised					2,000.00	-	Nat. Resources Conservation	Central Admin.
OBJECTIVE 15: Promote Sustainable Environment, Land And Water Management											
28.	Organise programmes to protect water bodies	Municipal Wide	Programmes organised					2,000.00	-	Nat. Resources Conservation	Disaster Prevention
29.	Regulate the felling of trees for charcoal burning through the issuance of permits	Municipal Wide	Felling of trees regulated					1,000.00	-	Nat. Resources Conservation	Central Admin.
OBJECTIVE 16: Promote Agriculture Mechanisation											
30.	Facilitate the promotion and acquisition of farm equipment for selected farmers	Municipal Wide	Facilitation done					1,000.00	-	Agriculture	Central Admin.
THEMATIC AREA 5: Infrastructure, Energy And Human Settlements											
OBJECTIVE 1: To Establish Ghana As A Transportation Hub For The West African Sub-Region											
31.	Rehabilitate 5 Km Road	Simpa -Nuakokrom -Aklika	Km of road rehabilitated					-	28,500.00	Works	Central Admin.
32.	Undertake Spot Improvement on 8 Km Road	Nsuaem - Mile 5	Road condition improved					-	36,000.00	Works	Central Admin.
33.	Reshape 100 Km Road annually	Municipal Wide	Km of road reshaped					-	100,000.00	Works	Central Admin.
34.	Repair and Maintenance of Assembly Grader	Municipal Wide	Repair done					-	25,000.00	Works	Central Admin.
35.	Patching of town potholes, resealing, upgrading of gravel roads and line marking of major roads	Tarkwa	Potholes patched and road lines marked					-	4,231,250.00	Urban Roads	Central Admin.
36.	Desilting of drains	Municipal Wide	Drains desilted					-	160,000.00	Urban Roads	Central Admin.
OBJECTIVE 2: To Promote A Sustainable, Spatially Integrated And Orderly Development Of Human Settlements For Socio-Economic Development											
37.	Undertake public education on development control and land use	Municipal Wide	Public education done					-	2,500.00	Physical Planning	Works
38.	Educate citizens and Enforce building regulations	Municipal Wide	Building Regulation enforced					-	2,500.00	Works	Physical Planning
OBJECTIVE 3: To Streamline Spatial And Land Use Planning System											
39.	Prepare planning schemes for selected communities	Selected Communities	Planning schemes prepared					-	25,000.00	Physical Planning	Central Admin.
OBJECTIVE 5: To Accelerate The Provision Of Improved Environmental Sanitation Facilities											
40.	Construct 1 No 20 Seater WC Toilet	Tamso	No of WC Toilets Constructed					-	175,000.00	Health	Works

Annex 9 - Annual Action Plan - 2017

GOAL: Improving The Quality of Life of the People by Reducing Poverty and Income Inequalities through the Creation of an Enabling Environment for Accelerated Sustainable Socio-Economic Growth and Good Governance in Partnership with the Private Sector and other Stakeholders'

No	Activities	Location	Indicators	Time Frame				Indicative Budget		Implementation	
				1st	2nd	3rd	4th	Local	External	Lead	Collaborating
41.	Conversion of pan latrines into WC Toilets	Tarkwa	Pan latrines converted					15,000.00	-	Health	Works
42.	Rehabilitate 1 No. toilet facility	Benso	Toilets Rehabilitated					-	-	Health	Works
43.	Construction of 9 No. Institutional latrines	Nsuta, Tarkwa, Simpa	Latrines constructed					-	62,500.00	Health	Works
44.	Construction of Final Disposal Site	Municipal Wide	Final Disposal Constructed						250,000.00	Health	Works
45.	Construct 20 Seater KVIP Toilets	Essamang Kakraba	KVIP Constructed						100,000.00	Health	Works
46.	Construct 20 Seater KVIP Toilets	Kyekyewere	KVIP Constructed						100,000.00	Health	Works
47.	Organise Public education on CLTS	Municipal Wide	Public Education done					3,000.00	-	Works	Health
OBJECTIVE 6: To Accelerate The Provision Of Adequate, Safe And Affordable Water											
48.	Construct 2 No Small Town Water System	Simpa	Water systems constructed					25,000.00	1,225,000.00	Works	Central Admin
49.	Construct 10 Boreholes	Municipal Wide	Boreholes constructed					-	220,000.00	Works	Central Admin
50.	Reconstitute and train 25 WATSANS	Municipal Wide	WATSANSs Trained					1,000.00	11,500.00	Works	Central Admin
51.	Rehabilitate water system	Municipal Wide	Water systems rehabilitated					5,000.00	7,500.00	Works	Central Admin
OBJECTIVE 7: To Provide Adequate, Reliable And Affordable Energy To Meet The National Needs And For Export											
52.	Extend electricity to new areas	Municipal Wide	Electricity Extended					-	100,000.00	Works	Central Admin
53.	Extend electricity to 20 communities	Municipal Wide	No of communities connected					-	100,000.00	Works	Central Admin
THEMATIC AREA 6: Human Development, Productivity And Employment											
OBJECTIVE 1: To Improve Management Of Education Service Delivery											
54.	Strengthen 50 SMCs and PTAs	Municipal Wide	No. of SMCs and PTAs strengthened					1,000.00	-	Education	Communities
55.	Organise Capacity Building Programmes for Teaching and Non-Teaching staff	Municipal Wide	Capacity Building Prog. Organised					-	1,200.00	Education	-
56.	Organise Mock Exams	Municipal Wide	Mock Exams organised					-	2,500.00	Education	Central Admin.
OBJECTIVE 2: To Increase Equitable Access To And Participation In Education At All Levels											
57.	Construct 6-Unit Classroom Block with Ancillary facilities	Bogrekrom	Classroom Block constructed					62,500.00	217,500.00	Education	Works
58.	Construct 6-Unit Classroom Block with Ancillary facilities	Benso – Essamang	Classroom Block constructed					62,500.00	217,500.00	Education	Works

Annex 9 - Annual Action Plan - 2017

GOAL: Improving The Quality of Life of the People by Reducing Poverty and Income Inequalities through the Creation of an Enabling Environment for Accelerated Sustainable Socio-Economic Growth and Good Governance in Partnership with the Private Sector and other Stakeholders'

No	Activities	Location	Indicators	Time Frame				Indicative Budget		Implementation	
				1st	2nd	3rd	4th	Local	External	Lead	Collaborating
59.	Construct 6-Unit Classroom Block with Ancillary facilities for Nana Boadi MA	Dompim	Classroom Block constructed					62,500.00	217,500.00	Education	Works
60.	Construct 6-Unit Classroom Block with Ancillary facilities for Dadwen MA	Dadwen	Classroom Block constructed					62,500.00	217,500.00	Education	Works
61.	Construct 6-Unit Classroom Block with Ancillary facilities for Tarkwa Angola MA	Tarkwa	Classroom Block constructed					62,500.00	217,500.00	Education	Works
62.	Construct 6-Unit Classroom Block with Ancillary facilities	New Atuabo	Classroom Block constructed					62,500.00	217,500.00	Education	Works
63.	Construct 6-Unit Classroom Block with Ancillary facilities	Esuogya	Classroom Block constructed					62,500.00	217,500.00	Education	Works
64.	Construct 3-Unit Classroom Block with Ancillary facilities	Mahamo	No of Classroom constructed					125,000.00	215,000.00	Education	Works
65.	Construct 3-Unit Classroom Block with Ancillary facilities	Ningo	No of Classroom constructed					125,000.00	215,000.00	Education	Works
66.	Construct 2-Unit Classroom Block with Ancillary facilities for Nana Boadi MA	Dompim	No of Classroom constructed					75,000.00	145,000.00	Education	Works
67.	Construct 2-Unit Classroom Block with Ancillary facilities for Hooper Memorial	Tarkwa	No of Classroom constructed					75,000.00	145,000.00	Education	Works
68.	Construct 2-Unit Classroom Block with Ancillary facilities	Enyinase	No of Classroom constructed					75,000.00	145,000.00	Education	Works
69.	Construct 1 No Teacher's Accommodation	Domeabra,	No of Teachers' Accom Constructed					-	180,000.00	Education	Works
70.	Supply 800 Desks to school pupils	Municipal Wide	No of Desks supplied					12,500.00	37,500.00	Education	Central Admin.
71.	Supply 50 Desks to Teachers	Municipal Wide	No of Desks supplied					10,000.00	30,000.00	Education	Central Admin.
72.	Organise my first day at school programme	Municipal Wide	My first day at school organised					1,250.00	3,750.00	Education	Central Admin.
73.	Organise STMIE Clinics	Municipal Wide	STMIE Clinics organised					-	5,000.00	Education	Central Admin.
74.	Organise Teacher's Awards	Tarkwa	Teachers Awarded					-	7,500.00	Education	Central Admin.
75.	Celebrate Independence day annually	Tarkwa and Area Councils	Independence day celebrated					-	30,000.00	Education	-
76.	Undertake sports development projects and programmes	Municipal Wide	Sport Dev't Programmes done					30,000.00		Education	Central Admin.
77.	Provision of Stands T&A Park	Tarkwa Na Aboso	Stand provided						500,000.00	Central Admin.	Works
78.	Provision of sponsorship for 5 girls in vocational training	Municipal Wide	No. of girls sponsored						5,000.00	Central Admin.	ComDev/ Social Welfare

Annex 9 - Annual Action Plan - 2017

GOAL: Improving The Quality of Life of the People by Reducing Poverty and Income Inequalities through the Creation of an Enabling Environment for Accelerated Sustainable Socio-Economic Growth and Good Governance in Partnership with the Private Sector and other Stakeholders'

No	Activities	Location	Indicators	Time Frame				Indicative Budget		Implementation	
				1st	2nd	3rd	4th	Local	External	Lead	Collaborating
OBJECTIVE 3: To Bridge The Equity Gaps In Geographical Access To Health Services											
79.	Upgrade Health Facilities	Nsuaem	Health facilities upgraded						120,000.00	Health	Works
80.	Construct CHPS Zone	Nuakokrom	CHPS Constructed					-	120,000.00	Health	Works
81.	Construct CHPS Zone	Essamang,	CHPS Constructed					-	120,000.00	Health	Works
82.	Construct 1 No Accommodation for staff	Nsuaem	Accomm. constructed						80,000.00	Health	Works
OBJECTIVE: 4 To Ensure The Reduction Of New HIV and AIDS/STIs Infections, Especially Among The Vulnerable Groups											
83.	Organise Educational campaigns against HIV and AIDS through behavioural change	Municipal Wide	HIV campaigns organised					-	2,500.00	Health	Central Admin.
84.	Support PLWHAs and OVCs	Municipal Wide	PLWHAs supported					-	2,500.00	Health	Central Admin.
85.	Support the celebrate of World AIDS Day	Municipal Wide	World AIDS Day celebrated					-	2,500.00	Health	Central Admin.
OBJECTIVE 6: To Ensure Effective Appreciation Of And Inclusion Of Disability Issues											
86.	Organise training programmes for PWDs	Municipal Wide	Training programmes done					-	2,000.00	Works	Central Admin.
87.	Provide Start-up capital for businesses for PWDs	Municipal Wide	Capital Provided					-	10,500.00	Works	Central Admin.
88.	Construct ramps on existing structures to make them disability friendly	Municipal Wide	Ramps constructed					-	25,000.00	Works	Central Admin.
OBJECTIVE 7: To A More Effective Appreciation Of And Inclusion Of Disability Issues Both Within The Formal Decision Making Process And In The Society At Large											
89.	Identify ways of including PWDs in decision making	Municipal Wide	PWDs included in Dev't process					-	1,500.00	Central Admin.	ComDev/ Social Welfare
OBJECTIVE 8: To Children's Physical, Social, Emotional And Psychological Development Enhanced											
90.	Undertake campaign against child labour	Municipal Wide	Campaign against child labour organised					-	250.00	ComDev/ Social Welfare	Central Admin.
91.	Enforce laws on child labour	Municipal Wide	Laws on Child labour enforced					-	250.00	ComDev/ Social Welfare	Central Admin.
92.	Organise World Child labour day	Municipal Wide	Child labour day supported					-	2,200.00	ComDev/ Social Welfare	Central Admin.
OBJECTIVE 9: To Reinforce Family Planning As A Priority In National Development											
93.	Undertake educational programmes on family planning	Municipal Wide	Family Planning Prog. organised					1,200.00	-	Health	ComDev/ Social Welfare
94.	Support National Immunisation Programme	Municipal Wide	Immunisation Prog. supported					-	5,000.00	Health	Central Admin.

Annex 9 - Annual Action Plan - 2017

GOAL: Improving The Quality of Life of the People by Reducing Poverty and Income Inequalities through the Creation of an Enabling Environment for Accelerated Sustainable Socio-Economic Growth and Good Governance in Partnership with the Private Sector and other Stakeholders'

No	Activities	Location	Indicators	Time Frame				Indicative Budget		Implementation	
				1st	2nd	3rd	4th	Local	External	Lead	Collaborating
THEMATIC AREAS 7: Transparent And Accountable Governance											
OBJECTIVE 1: To Improve Fiscal Revenue Mobilization And Management											
95.	Sensitise the public on the need to pay taxes	Municipal Wide	Public Sensitized					3,000.00	-	Finance	Central Admin.
OBJECTIVE 2: To Enhance Peace and Security											
96.	Rehabilitate 1 No. Police Stations	Nsuaem	Station rehab					-	100,000.00	Works	Central Admin.
OBJECTIVE 3: Integrate And Institutionalise District Level Planning And Budgeting Through The Participatory Process At All Levels											
97.	Undertake participatory monitoring and evaluation of plans with stakeholders	Municipal Wide	P M and E organised					-	4,000.00	Central Admin.	-
98.	Provide community assistance for the implementation of CIPs	Electoral Areas	Comm Assistance provided					-	0,000.00	Central Admin.	-
OBJECTIVE 6: To Promote Social Accountability In The Public Policy Cycle											
99.	Organise town hall meetings	Tarkwa	Town Hall org					8,000.00	-	Central Admin.	-
100.	Conduct Citizen's Satisfaction Surveys	Municipal Wide	Survey conducted						10,000.00	Central Admin.	-
OBJECTIVE 7: To Promote Gender Equity In Political, Social And Economic Development Systems And Outcomes											
101.	Organise workshops to increase participation of women in the governance process	Tarkwa	Workshops organised					-	3,000.00	Central Admin.	ComDev/ Social Welfare
102.	Organise public education on gender issues	Municipal Wide	Public Education done					-	1,500.00	Central Admin.	ComDev/ Social Welfare
103.	Organise skills training for women groups	Municipal Wide	Training organised					-	5,000.00	Central Admin.	ComDev/ Social Welfare
OBJECTIVE 8: Improve Internal Security For Protection Of Life And Property											
104.	Provide logistics to Municipal Guards	Tarkwa	Logistics provided					-	5,000.00	Central Admin.	Finance
105.	Public education and Enforcement of Bye-laws	Municipal Wide	Laws enforced						20,000.00	Central Admin.	Departments
OBJECTIVE 9: To Promote And Improve The Efficiency And Effectiveness Of Performance In The Public And Civil Services											
106.	Construct 2 No semi-detached bungalows	Tarkwa	Bung constructed						180,000.00	Central Admin.	Works
107.	Rehabilitation of staff bungalows	Tarkwa	Rehabilitated done						35,000.00	Central Admin.	Works
108.	Undertake capacity building programmes at all levels	Municipal Wide	Capacity building prog done						50,000.00	Central Admin.	-
109.	Purchase 5 computers and accessories	Tarkwa	Computers purchased						25,000.00	Central Admin.	Works

Annex 10 - Monitoring Format for Individual Projects

PROJECT TITLE:

AREA COUNCIL / COMMUNITY:.....

REPORTING PERIOD:.....

REPORTING OFFICER:.....

REPORTING DATE:.....

SUPERVISING OFFICER:.....

Compare what was planned with the actual situation				Identify extent of successes		Analyse the experience		Recommend adjustment or changes / forward view	
What targets and activities were planned for the reporting period	What indicators or milestones were set for each objective and activity for the reporting period	What resources were budgeted - Personnel Equipment Materials Cost	Actual status of targets and /or activity attained , actual resources disbursed in months, equipment used, Materials consumes, Cost	How much deviations from planned targets, how much success or failure	How much deviation from the estimated cost and resource needs	Reasons for success or failure	Lessons learnt	Recommendation, action or adjustment	New action for next period Revised work plan and indicators/ milestones for next action

Annex 11 - Monthly Monitoring Format

Project Description And Location	Sector	Approved Estimates 20..... (GH¢)	Source Of Funding	Contractor And Address	Date Started	Expenditure To Date (GH¢)	Expected Date Of Completion	percent Of Work Done	Stage Of Work / Remarks

Annex 12 - Analyses of Stakeholders in Tarkwa - Nsuaem

N0	Stakeholder	Background Information	Roles and Responsibilities
1	General Assembly	70 percent are elected members 30percent are appointed They represent the people	They make laws and Approve Plans and budgets They champion the needs of their electorates and initiate and monitor projects They help in revenue mobilisation
2	Local Community	The communities are headed by Chiefs	They are recipients of development projects They demand accountability They provide resources for development
3	LGSS	Employees of Government Consultants	They provide Technical Assistance to MA They build capacity of staff
4	NDPC	Headed by a Commissioner Appointed by Government Employees of Government	They provide guidelines and capacity building for Mas Approve plans Undertake monitoring
5	R C C	Headed by a Political Appointee Employees of government	They harmonise MTDP They supervise the administration of the MAs They undertake monitoring and evaluation of projects
6	Member of Parliament	Elected to represent the people She is a member of the Assembly	Initiate and Support projects with MPs DACF Responsible for collating the concerns of the people for parliament and higher authority They monitor development
7	Decentralised Departments	They are employees of government	They are responsible for implementation of policies Provision of social, economic and other services
8	Political Parties	They emanate from the National Level	They act as pressure groups They evaluate the performance of government
9	Development Partners	They include private companies (foreign and local)	Act as donors for various projects Initiate and monitor projects Provide employment
10	Media	Press and others	They inform, Educate and Entertain the public
11	Civil Society Groups and NGOs	Organised groups like CSOs, FBOs, CBOs, Vulnerable Groups)	They act as advocates They initiate projects They demand accountability and transparency
12	Traditional Authority	They are Community heads Embodiment of culture They are custodians of land	They influence decision making They initiate development projects They lobby for projects
13	MLGRD	They include employees of government They have a vertical link with the MA and Donors	They mediate on the MAs behalf with Donors They monitor and coordinate MAs Programmes They support capacity building programmes They formulates policies
14	Sector Ministries	They are employees of government Their leaders are appointed They receive donor support and GoG Support	They translate gov't policies vertically to all levels of administration They generate funds They initiate, monitor and evaluate projects at all levels They provide guidelines to the sub national structures
15	Office of the Administrator of DACF	The leader is appointed by government The other office staff are employees of government	They receive and disburse at least 7.5 percent of the consolidated fund to Sub-national structures They monitor MAs Programmes

Annex 13 - Report on Public Hearing

Public Hearing on Medium Term Development Plan (2014–2017) at Tarkwa-Nsuaem Municipal Assembly on Thursday 21st August 2014

Name of District: Tarkwa-Nsuaem Municipal Region: Western

Venue: Municipal Assembly Hall, Tarkwa Date: 21st August, 2014

- a. Medium of invitations and notices: Letters, Radio Announcements, Personal Contacts and Telephone calls.
- b. Names of Special and Interest groups or individuals invited: See *Annex 11*
- c. Identifiable representation at the hearing:
 - General Assembly
 - Traditional Authority
 - Heads of Decentralised Departments
 - Regional Coordinating Council
 - Ministry of Local Government and Rural Government Development
 - Labour Unions
 - Persons With Disabilities
 - Non-Governmental Organisations
 - Community Based Organisations
 - Unit Committee Members
 - Urban and Zonal Council members
 - Government Agencies
 - Private Companies
 - Service Providers
 - Trade Associations
 - Chamber of Commerce
 - Market Women
 - Women Groups
 - Political Party Representatives
 - Development Partners
 - The Media
- d. Total Number at Hearing: 231
- e. Gender Ratio: Male: 170 (86 percent) and Female: 61 (26 percent)
- f. Languages used; English and Akan
- g. Major Issues at the Public Hearing in order of Importance:

Presentation of the draft Medium Term Development Plan

- Background to the Plan Preparation
- Summary of Key Development Problems
- Prioritised Needs
- Programmes of Action and Action Plans

h. Major Areas of Concern

Infrastructure:

Most participants were concerned the general state of infrastructure in the Municipality especially roads; most of which were in poor condition, for some the network was even bad, thus affecting the

transportation of farm produce. They expressed worry over the delays by contractors who are awarded road contracts. Another area was electricity supply especially to new developing areas. To some, their main concern was water supply.

Waste Management:

This came up strongly as a need that required vigorous attention. According to participant, the Assembly should commit more funds to refuse management, which is both liquid and solid waste. Another concern was the negative attitude towards the disposal of waste.

Health:

Generally, the request under the health sub-sector was increased access to health service delivery. While some communities were requesting for upgrade of their existing facilities, others were requesting for an increase in personnel. There was also the issue of accommodation for health personnel, which was inadequate.

Education:

Some community members expressed their anxiety about the inadequate teachers' accommodation in the Municipality which has records of high rent charges due to the mining activities that go on and the difficulty in getting houses to rent as newly posted teachers. The assembly was urged to construct such facilities to attract teachers into the rural areas. They also tasked the assembly to provide more community libraries and attaché importance to vocational education.

Other issues relating to education were the absence of teacher sponsorship in the Programme of Action. The participants were assured of support in that direction when funds are available. Again, the Assembly was encouraged to kick-start the process of establishing a teacher training college within the Municipality.

Internally Generated Revenue:

Stakeholders complained about the low level of revenue generated in the Municipality and expressed a desire to know what the Assembly uses the funds collected for. They expressed dissatisfaction over the fact that in the past, some projects could not be implemented due to limited funds.

The Assembly was of the view that with the establishment of market structures, more funds would be generated from tolls and rent from stores. Participants urged the Assembly to revive a market in Tarkwa.

Sub District Structures:

Concerns were raised about the absence of a Clerk of Council in Dompim and the general inadequate motivation of Councilors and Unit Committee members which number have been greatly reduced. They advocated for more programmes to enable more people take part in the governance process at the local level.

i. Proposals for Resolution

In responding to the issues raised, stakeholders were informed that the Municipal Assembly could only execute more projects across the sub-sectors if more funds are generated from within, giving the nature of flow of funds externally.

On waste management, all the participants were reminded that it was a shared responsibility for all citizens. They were however assured that more funds would be channeled into waste management issues in order that the Municipality would be kept clean.

j. Brief Comment on General Level of Participation

The Public hearing was well attended by stakeholders from diverse backgrounds who also participated fully. People took turns to ask questions during the open forum and Heads of relevant departments responded to specific questions. At the end of the programme, the plan was unanimously adopted by the Assembly.

k. Assent to Acceptance of Public Hearing Report:

Signature of:

Hon. Christina Kobinah

Municipal Chief Executive:

Mr. Peter Kwesi Thompson

Municipal Coordinating Director:

Hon. Joseph Abban-Mensah

Presiding Member:

Hon. Moses-Ackah

Chairman, Development Planning Sub – Committee:

Mrs. Audrey Smock Amoah

Municipal Planning Officer