

# **AMENFI CENTRAL DISTRICT ASSEMBLY**



## **DISTRICT MEDIUM TERM DEVELOPMENT PLAN 2014 – 2017**

## **Table of Contents**

<b>EXECUTIVE SUMMARY .....</b>	<b>1</b>
SCOPE AND DIRECTION 2014-2017.....	2
<b>CHAPTER ONE .....</b>	<b>5</b>
<b>DISTRICT PROFILE/CURRENT SITUATION .....</b>	<b>5</b>
1.1 Introduction.....	5
1.2 Status of the Performance of the District in the Implementation of her Programmes and Projects Under the GSGDA I (2010–2013) .....	5
1.3 The Performance Status of other Interventions including Cross-Cutting Issues Implemented in the District from 2010 - 2013 .....	9
1.6 Profile of the District .....	19
1.6.1 Physical Environment .....	19
1.6.2 Mission Statement.....	19
1.6.3 Vision Statement.....	19
1.6.4 Physical Environment (Characteristics).....	19
1.6.5 Location and Size.....	20
1.6.6 Topography & Drainage .....	23
1.6.8 Vegetation .....	27
1.6.9 Soil Types .....	32
1.7 Demographic Characteristics .....	34
1.7.1 Population Size and Distribution .....	34
1.7.2 Age-Sex Structure.....	37
1.8 Governance .....	38
1.8.1 Political and Administrative Structure.....	38
1.8.2 Human Resource of the Assembly.....	41
1.8.3 Capacity of the Sub-district structures .....	43
1.9 Social and Cultural Structure .....	44
1.9.1 Ethnicity.....	44
1.9.2 Chieftaincy.....	44
1.9.3 Festivals .....	44
1.9.4 Religious Affiliation .....	44
1.10 District Economy .....	46
1.10.1 Roads Network.....	46

1.10.2 Agriculture .....	48
1.10.3 Trade, Industry and Commerce.....	50
1.10.4 Tourism.....	50
1.10.5 Mining.....	52
1.10.6 Energy.....	52
1.11 Telecommunication.....	54
1.11.1 Information and Communication Technology.....	54
1.11.2 Ownership of Mobile Phones.....	54
1.11.3 Use of Internet.....	54
1.12 Social Services .....	55
1.12.1 Introduction.....	55
1.12.2 Health.....	55
1.12.2a Challenges .....	58
1.12.2b Deplorable Health Infrastructure .....	58
1.12.2c Inadequate Staff Accommodation.....	58
1.12.2d Inadequate Logistics .....	58
1.13 Education .....	58
1.13.1 Number of Schools in the District .....	59
1.13.2 Enrolment in Schools.....	61
1.13.3 Staffing in Schools.....	61
1.13.4 Educational Level .....	62
1.14 Water and Sanitation.....	65
1.15 Vulnerability Analysis .....	67
1.15.1 Introduction.....	67
1.15.2 Child Labour .....	67
1.15.3 People Living with Disability .....	67
1.15.3a Type of Disability .....	68
1.15.3b Distribution by Type of Locality .....	69
1.15.3c Disability and Activity Status .....	70
1.16 People Living with HIV/AIDS .....	71
1.17 Summary of Key Development Problems .....	72
1.18 Linking Key Development Problems/Issues/Gaps to Community Aspiration .....	73

<b>CHAPTER TWO .....</b>	<b>79</b>
<b>DEVELOPMENT PRIORITIES.....</b>	<b>79</b>
2.1 Introduction.....	79
2.2 Application of Potentials, Opportunities, Constraints and Challenges (POCC) Analysis .....	81
<b>CHAPTER THREE .....</b>	<b>89</b>
<b>THE DISTRICT GOALS, OBJECTIVES AND STRATEGIES .....</b>	<b>89</b>
3.1 Introduction.....	89
3.2 Goals of GSGDA II .....	89
3.4 Development Objectives.....	89
3.4.1 Thematic Area: Enhancing Competitiveness in Ghana’s Private Sector.....	90
3.4.2 Thematic Area: Accelerated Agricultural Modernization and Sustainable Natural Resource Management.....	90
3.4.3 Thematic Area: Infrastructure and Human Settlements.....	92
3.4.4 Thematic Area: Human Development, Productivity and Employment.....	95
3.4.5 Thematic Area: Transparent and Accountable Governance .....	98
<b>CHAPTER FOUR.....</b>	<b>100</b>
<b>COMPOSITE PROGRAMME OF ACTION .....</b>	<b>100</b>
4.1 ENHANCING COMPETITIVENESS IN GHANA’S PRIVATE SECTOR.....	100
4.2 ACCELERATED AGRICULTURAL MODERNIZATION AND SUSTAINABLE NATURAL RESOURCE MANAGEMENT.....	101
4.2.1 Sustainable Natural Resource Management .....	104
4.2.1 Natural Disaster Management.....	105
4.3 INFRASTRUCTURE, ENERGY AND HUMAN SETTLEMENTS .....	106
4.3.1 Water and Sanitation.....	107
4.4. HUMAN DEVELOPMENT, PRODUCTIVITY AND EMPLOYMENT.....	110
4.4.1 Education .....	110
4.4.2 Health Care .....	112
4.5 TRANSPARENT AND ACCOUNTABLE GOVERNANCE.....	116
4.6 INDICATIVE FINANCIAL PLAN FOR 2014 – 2017.....	118
4.6.1 Revenue Projections.....	118
Revenue Mobilization Strategies for Key Revenue Sources for the DMTDP implementation .....	119

<b>CHAPTER FIVE .....</b>	<b>121</b>
<b>DISTRICT ANNUAL ACTION PLANS .....</b>	<b>121</b>
5.1 ANNUAL ACTION PLAN FOR 2014 .....	121
ANNUAL ACTION PLAN FOR 2015 .....	129
ANNUAL ACTION PLAN FOR 2016 .....	137
ANNUAL ACTION PLAN FOR 2017 .....	147
<b>CHAPTER SIX .....</b>	<b>158</b>
<b>MONITORING AND EVALUATION .....</b>	<b>158</b>
6.1 Introduction.....	158
6.2 Importance of Monitoring.....	158
6.3 Importance of Evaluation.....	158
<b>CHAPTER SEVEN.....</b>	<b>160</b>
<b>COMMUNICATION STRATEGY.....</b>	<b>160</b>
7.1 Introduction.....	160
7.2 Strategies.....	160

## **List of Tables**

Table 1. 1: Performance of the District with respect to Objectives of DMTDP from 2010 – 2013.....	5
Table 1. 2: Amenfi Central District Assembly Revenue Performance 2010 – 2013.....	15
Table 1. 3: Amenfi Central District Assembly Expenditure Performance for 2010-2013 .....	17
Table 1. 4 Forest Reserves in Amenfi Central District.....	27
Table 1. 5: Population by Age and Sex.....	36
Table 1. 6: Staff Situation in Amenfi Central District.....	41
Table 1. 7: Population by Religion and Sex .....	45
Table 1. 8: Population 12 years and older by mobile phone ownership, internet facility usage, and Sex.....	55
Table 1. 9: Number of Schools, 2013/2014 Academic Year .....	59
Table 1. 10: Enrolment in Schools, 2013/2014 Academic Year.....	61
Table 1. 11: Staffing, 2013/2014 Academic Year .....	62
Table 1. 12: Population 3 years and older by level of education, school attendance and sex .	64
Table 1. 13: Population by type of locality, disability type and sex .....	68
Table 1. 14: Persons 15 years and older with disability by economic activity status and Both Sexes .....	71
Table 1. 15: Key Development Issues and Community Aspirations .....	73
Table 1. 16: District Scalogram .....	77
Table 2. 1: Enhancing Competitiveness of Ghana’s Private Sector .....	81
Table 2. 2: Accelerated Agricultural Modernization and Sustainable Natural Resource Management.....	82
Table 2. 3: Accelerated Agricultural Modernization and Sustainable Natural Resource Management (Cont.) .....	83
Table 2. 4: Infrastructure and Human Settlement.....	83
Table 2. 5: Infrastructure and Human Settlements (cont.).....	84
Table 2. 6: Human Development, Productivity and Employment.....	85
Table 2. 7: Human Development, Productivity and Employment (cont.) .....	86
Table 2. 8: Human Development, Productivity and Employment (cont.) .....	87
Table 2. 9: Transparent and Accountable Governance .....	88

Table 3. 1: Enhancing Competitiveness in Ghana’s Private Sector.....	90
Table 3. 2: Accelerated Agricultural Modernization and Sustainable Natural Resource Management.....	91
Table 3. 3: Sustainable Natural Resource Management .....	92
Table 3. 4: Transportation.....	92
Table 3. 5: Access to Electricity .....	93
Table 3. 6: Spatial/Land Use Planning and Management.....	93
Table 3. 7: Water, Environmental Sanitation and Hygiene .....	94
Table 3. 8: Human Development, Productivity and Employment.....	95
Table 3. 9: Poverty Reduction and Income Inequalities .....	97
Table 3. 10: Transparent and Accountable Governance.....	98
Table 4. 1: Local Economic Development .....	100
Table 4. 2: Accelerated Agricultural Modernization .....	101
Table 4. 3: To Promote Livestock and Poultry Development for Food Security and Income .....	102
Table 4. 4: Increase agricultural Competitiveness and enhanced integration into domestic and international market .....	103
Table 4. 5: Restoration of Degraded Natural Resources.....	104
Table 4. 6: Mitigate and Reduce Natural Disasters and Reduce Risk and Vulnerability .....	105
Table 4. 7: Community Participation in Environmental and Natural Resource Management by Awareness Creation. ....	106
Table 4. 8: Create and Sustain an Efficient and Effective Transport System.....	106
Table 4. 9: Provision of Safe Drinking Water .....	107
Table 4. 10: Provision of Improved Sanitary Conditions .....	108
Table 4. 11: Promote Rapid Development and Deployment National ICT Infrastructure ....	109
Table 4. 12: Develop and Retain Human Resource Capacity at National, Regional and District Levels.....	110
Table 4. 13: Increase Equitable Access and Participation in Education at all Levels .....	112
Table 4. 14: Improvement of Health Infrastructure and Quality of Health Service .....	112
Table 4. 15: Improve Access to Quality Maternal, Neonatal, Child and Adolescent Health Service.....	113
Table 4. 16: Transparent and Accountable Governance.....	116
Table 4. 17: Revenue Projections for IGF .....	118

Table 4. 18: Revenue Projections from All Sources.....	118
Table 4. 19: Expenditure Projections.....	119
Table 7. 1: Communication Strategies.....	161

## List of Figures

Figure 1. 1: Amenfi Central District in National Context .....	21
Figure 1. 2: Amenfi Central District in Regional Context.....	22
Figure 1. 3 Drainage Map of Amenfi Central District.....	24
Figure 1. 4: Climate Map of Amenfi Central District.....	26
Figure 1. 5: Vegetation Map of Amenfi Central District.....	28
Figure 1. 6: Land Cover Map of Amenfi Central District .....	29
Figure 1. 7: Geological Map of Amenfi Central District.....	31
Figure 1. 8: Soil Map of Amenfi Central District.....	33
Figure 1. 9: Population Density Map of Amenfi Central District.....	35
Figure 1. 10: Population Pyramid of Amenfi Central District.....	37
Figure 1. 11: The Structure of Amenfi Central District Assembly .....	39
Figure 1. 12: Area Council Map of Amenfi Central District.....	40
Figure 1. 13: Population by Religion and Sex .....	46
Figure 1. 14: Transportation Network of Amenfi Central District .....	47
Figure 1. 15: Agricultural Land Use of Amenfi Central District.....	49
Figure 1. 16: Tourism Map of Amenfi Central District.....	51
Figure 1. 17: Electricity Connectivity Map of Amenfi Central District .....	53
Figure 1. 18: Health Facilities Map of Amenfi Central District .....	57
Figure 1. 19: Educational Facilities Map of Amenfi Central District.....	60
Figure 1. 20: Water and Sanitation Map of Amenfi Central District.....	66
Figure 1. 21: Type of Disability.....	69
Figure 1. 22: Projected Population Map of Amenfi Central District.....	78
Figure 4. 1: Proposed Projects of Amenfi Central District (2014 – 2017) .....	120

## **List of Acronyms**

AC	Area Council
AEA	Agriculture Extension Agents
AIDS	Acquired Immune Deficiency Syndrome
ACDA	Amenfi Central District Assembly
BAC	Business Advisory Center
BECE	Basic Education Certificate Examination
CA	Central Administration
CAP	Community Action Plan
CBO	Community Based Organisation
CBRDP	Community Base Rural Development Programme
CCP	Cocoa Community Project
CCPC	Community Child Protection Committee
CHPS	Community Health and Planning Services
CIC	Community Information Center
CREMA	Community Resources Management Area
CWSA	Community Water and Sanitation Agency
DA	District Assembly Common Fund
DACF	District Assembly Common Fund
DAO	District Agriculture Officer
DCE	District Chief Executive
DCPC	District Child Protection Committee
DDF	District Development Fund
DISEC	District Security Committee
DP	Development Partners
DPCU	District Planning Coordinating Unit
DTMDP	District Medium Term Development Plan
DWST	District Water and Sanitation Team
EHO	Environmental Health Officer
FSD	Forestry Service Division
GAC	Ghana AIDS Commission
GCLMS	Ghana Child Labour Monitoring Systems
GES	Ghana Education Service

GHS	Ghana Health Service
GoG	Government of Ghana
GSGDA	Ghana Shared Growth Development Agenda
HIV	Human Immunodeficiency Virus
IGF	Internal Generated Fund
ITN	Insecticide Treated Net
JHS	Junior High School
L.I	Legislative Instrument
M&E	Monitoring and Evaluation
MLGRD	Ministry of Local Government and Rural Development
MoFA	Ministry of Food and Agriculture
MSMSE	Micro, Small and Medium Scale Enterprises
NGO	Non-Governmental Organization
NMTDP	National Medium Term Development Plan
NYEP	National Youth Employment Programme
PHC	Population and Housing Census
PLWHA	People Living with HIV/AIDs
PWD	People With Disability
RCC	Regional Coordinating Council
REDF	Rural Enterprises Development Fund
SHEP	Self Help Electrification Programme
SMC	School Management Committee
SPC	Statutory Planning Committee
STME	Science, Technology and Mathematics Education
TA	Traditional Authority
UC	Unit Committee
VCT	Voluntary Counselling and Testing Center
WATSAN	Water and Sanitation Committee
WFCL	Worst Forms of Child Labour

## **EXECUTIVE SUMMARY**

The immediate past DMTDP for the period 2010-2013 was prepared based on the economic development direction of the government at that time which was the Ghana Shared Growth and Development Agenda (GSGDA I). The policy document had six main themes i.e.

- Improvement and Sustenance of Macroeconomic Stability
- Expanded Development of Productive Infrastructure
- Accelerated Agriculture Modernization and Agro-based Industrial Development
- Developing Human Resources for National Development
- Transparent and Accountable Governance
- Reducing Poverty and Income Inequalities

The current economic development policy of the government, Ghana Shared Growth and Development Agenda (GSGDA II) for the period of 2014-2017 has seven (7) main pillars namely;

- Ensuring and Sustaining Macroeconomic Stability
- Enhancing Competitiveness in Ghana's Private Sector;
- Accelerated Agricultural Modernization and Sustainable Natural Resource Management;
- Oil and gas Development
- Infrastructure, Energy and Human Settlements;
- Human Development, Productivity and Employment and
- Transparent and Accountable Governance

The current development policy of the District is based on only five of the above thematic areas.

The policy direction of the GSGDA II among others is to improve on infrastructural and human resource base of the economy.

The plan preparation process started with a review of the previous plan and interactions with stakeholder to enable them to identify and prioritize their needs. The planning team organized fora for all the Town/Area councils where the team interacted with Assembly-members, Area members, Chiefs and opinion leaders. The Town/Area council executives organized the participants and funding was provided by the District Assembly to cover their feeding, travelling and transport allowances. Community Action Plans (CAPs) were also reviewed and collated from Area Councils which were covered by the CBRDP training programme which generated useful inputs for the current plan. The District Planning Coordinating Unit (DPCU) has the District Planning Officer as its secretary collected and collated data from all the decentralized departments in the District as inputs for the District profile and current situation.

The prioritized needs were then harmonized with the problem and gaps identified in the previous medium term plan. In most cases the identified needs have strong relationships with the gaps and were found relevant for its inclusion into the current plan. These needs and aspirations were then subjected to a litmus test to find out their relationship with the thematic areas of the GSGDA II.

The District goal, objectives and strategies were generated through stakeholders meetings. To make the planning process participatory, public hearing were organized to enable the citizenry have input in the plan and also own them. Public hearings were organized in all the five (5) area councils in the District. The following stakeholders participated in the public hearing; Assembly members, opinion leaders, chiefs, CBOs etc.

### **SCOPE AND DIRECTION 2014-2017**

The various interventions for the period 2014-2017 were based on seven (7) thematic areas of the GSGDA II. Ensuring and Sustaining Macroeconomic Stability which touches on placing the National economy on the path of higher growth, accelerated poverty reduction and also building the appropriate foundation for the long-term structural transformation of the economy.

Enhancing Competitiveness in Ghana's Private Sector also focused on development of the Local Economic Development (LED) by developing the Micro, Small and Medium Scale

Enterprises (MSMSEs) whose efficiency and competitiveness are crucial to the country's economic growth, employment creation and poverty reduction. Also, improve the revenue mobilisation in the District to foster development.

Accelerated Agriculture Modernization and Sustainable Natural Resource Management focus its attention on Agriculture modernization through improved technology. This is supposed to contribute to the food security of the District. The natural resource management focuses on minimized threat to biodiversity by enhancing community participation in natural resource management.

Oil and Gas in commercial quantities and their exploitation have provided the opportunity for economic growth, transformation and effectively catalysed the diversification of the economy of the country.

Infrastructure and Human Settlement focuses on improving market and road infrastructure in the District. Also promoting orderly developments through enforcement of building and housing regulation.

The plan also seeks to improve water coverage from 57% to 75% by 2017 and improve on environmental sanitation by promoting household latrine and effectively manage solid waste.

Human Development, Productivity and Employment, much attention was focused on development of educational infrastructures to enhance teaching and learning, pursuit of enrolment drives, recruitment of professional teachers, development of health infrastructures and recruitment of health of professionals and programmes to develop the skills of the youth and sensitive issues like HIV/AIDS is given prominence because of the District's attachment to the pandemic. Other areas of focus are population management. This thematic area ends with a focus on the vulnerable and excluded such as the physically challenged, children, women and single mothers to enhance their access to credit for economic empowerment.

Transparent and Accountable Governance, provision of office accommodation for the sub-district structures to make them operational and effective. Other areas of focus were the enhancement of the capacities of staff of the District Assembly, Assembly-Members and

effective security system whilst efforts to promote public awareness on national policies and civic responsibilities also featured prominently in the plan.

The total cost for implementation of the medium term development plan is GH¢ 14,506,525.00. The plan will be finance from the following source, GoG, District Assembly common fund (DACF), the district own Internal Generated Fund (IGF), District Development Fund (DDF) and funds from NGOs and other development partners.

# CHAPTER ONE

## DISTRICT PROFILE/CURRENT SITUATION

### 1.1 Introduction

This chapter covers the performance review of previous Medium Term Development Plan (2014-2017) of the District and the Profile/Current situation of the Amenfi Central District. These would help the Assembly to take right decisions in the implementation/execution of her programmes and projects successfully.

### 1.2 Status of the Performance of the District in the Implementation of her Programmes and Projects under the GSGDA I (2010–2013)

The District Medium Term Development Plan (DMTDP, 2010-2013) was reviewed to ascertain the status of performance of the district in implementing the programmes and projects set to enhance the quality of life of the people in relation to Ghana Poverty Shared Growth And Development Agenda (GSGDA I).

**Table 1. 1: Performance of the District with respect to Objectives of DMTDP from 2010 – 2013**

THEMATIC INCLUDING INTERVENTIONS	AREAS OTHER	DISTRICT OBJECTIVE PERFORMANCE		
		2010	2013	REMARKS
		Target	Achievement	
<b>PRIORITIES FOR PRIVATE SECTOR COMPETITIVENESS AGRICULTURE</b>				
1. Train 600 farmers in beekeeping by the end of 2013.		600	50	The programme was not successful due to attitude of farmers and lack of participation
2. Train 200 farmers in small scale pineapple processing district wide by the end of 2013.		200	80	The behavioral change of farmers almost led to the failure of the programme
3. Train and encourage 300 farmers in grasscutter production		300	100	The DA could not implement the programme successfully as a result of inadequate funds.
4. Train 450 farmers on safe use of pesticides by December, 2013.		450	180	Farmers were trained on safe use of pesticides though few participated in the programme.
5. To rehabilitate 150km major feeder- roads by December, 2013.		150	69	About 69km farm roads were reshaped in the district to facilitate the transportation of farm produce to the nearby market centres in the district
6. Train 300 farmers in post-		300	240	The programme was very successfully

harvest management of grains by December, 2013.			because the participation was very encouraging.
7. Improve AEAs/Farmers ratio by December, 2013.	-	12	New AEAS were created in addition to the old once
<b><u>TRANSPORTATION AND MARKETS</u></b>			
1. Increase farmers access to credits	-	-	The coverage dropped considerably due to poor attitude of farmers to pay back loans advanced to them
2. Establish large scale rice production farms in the district	7	5	Large scale rice farms were established in five (5) communities. Thus: Yirase, Anakum, Obeng, Bonuama, and Anyinabrim
3. Improve upon the road networks in the district	200	40.9	40.9km feeder roads and town roads were upgraded and rehabilitated
<b><u>ENERGY, SCIENCE AND TECHNOLOGY</u></b>			
1. Extend electricity to the deprive communities in the district	40	25	25 communities were connected with the electricity grid and more are yet to be connected according to our plans.
2. Establish Rural Technology Facility in the district	-	-	Rural Technlogy Facility established in Asankrangwa township to train and empower artisans in the district
<b><u>SMALL AND MICRO SCALE INDUSTRIES</u></b>			
1. Train small and micro scale entrepreneurs on credit/business management skills	-	-	MSMEs equipped with credit and business management skills
2. To improve access to credit for MSMEs	75	20	Credit access improve to SMSES but was not adequate
<b><u>ICT</u></b>			
1. To provide internet access to District Assembly	-	-	DA provided with internet access to facilitate their work in terms of research
2. To provide ICT centres in the district	-	-	Implementation is still on process
<b><u>TOURISM</u></b>			
1. Develop and improve upon the tourist sites in the district	-	-	It was not successfully during this period but the Assembly is still trying its best.
<b><u>HUMAN RESOURCE DEVELOPMENT EDUCATION</u></b>			
1. Increase school enrolment at the basic level by 50% by the end of December, 2013	50%	80%	School enrolment increased tremendously especially the schools benefiting from GSFP
2. To increase the number of trained teachers from 30% of staff strengths in 2010 to 60% by December, 2013.	60%	50%	Professional teachers capacity strengthen.
3. Improve upon academic performance at basic school by 60% by December, 2013.	60%	20%	Generally, the schools performance in the district is disheartening with the exception of few

4. Increase school infrastructure by 40%	40%	30%	Central government in collaboration with other donor agencies and DA have done tremendously well on this aspect
5. Ensure enhancement of opportunity for skills training and development by December, 2013.	-	-	Infrastructure and other facilities were provided to NVTI at Manso-Amenfi
6. Enhance capacity of teachers in the district	60%	10%	Few workshops were organized to enhance the capacity of teachers
<b>SKILLS AND ENTREPRENEURSHIP DEVELOPMENT</b>			
1. Enhance youth employment in the district	750	250	More than 250 youth are currently under the GYEEDA
2. Train unemployed youth on apprentices skills	400	100	Youth are being training every year on apprentices skills on different areas in the district
3. Increase access of credit to graduate apprentices	400	100	Graduate apprentices are provided with credit to start up their own businesses after completion of their training
<b>HEALTH CARE</b>			
1. Expand facilities at the Catholic Hospital	-	-	The Assembly plan constructing 2 wards and mortuary at the Catholic Hospital but was not able to implement them. However, contract was awarded for work to begin on the wards (Female and Children)
2. Complete work on 3 Health facilities in the district	-	-	Work was successful completed within the period under review.
3. Construct New Health Posts to increase the Health facilities in the district by 45% by December, 2012	-	-	New Health posts were constructed at the Sub-Districts
4. Construct DWMHIS Offices and other facilities to equipped DWMHIS	1	0	This project was not able to implement as a result of resource constrains.
5. To renovate the Health facilities in the district	-	45%	45% of the Health facilities in the district renovated.
6. To construct Staff residential accommodation for Health workers	-	-	A number of 2 bedroom bungalows and 3 bedrooms constructed in the district to accommodate the health workers.
7. To reduce Infant and Maternal mortality rates in the district by 70% by December, 2012	36%	10%	The Assembly is battling with the Infant and Maternal mortality in the district though it was able to reduce by 10% from 36% as at January, 2012.
8. Increase the number of Trained Health Personnel in the district by 65% by December, 2013	65%	40%	A number of heal personnel in the district has increased tremendously.
9. To reduce incidence of malarial cases from 25% to 50% by December, 2013	100	65%	Malaria incident in the district has decreased tremendously during 2013 and we are still on it.
<b>HIV/AIDS</b>			
1. To conduct HIV/AIDS awareness promotion and	-	-	Youth campaigns and radio programmes are being organizing up

advocacy campaign district wide			to date to create HIV/AIDS awareness in the district which NASPA is being helpful.
2. Train 500 PLWAHAS in income generation activities	500	150	Programme still on-going and we hope of meeting the target
3. To provide Micro-Credit to 300 PLWAHAS	300	30%	It started successfully in 2012 but there were lot defaulters at the testing variables because majority politicizes it which made the programme to collapsed.
4. To establish VCT centres for HIV/AIDS activities in the district	-	-	Efforts were made but only one centre we were able to establish in Asankrangwa town.
5. To establish condom distribution points in the district	8	4	Four condom distribution centres/points establish in the district
6. To train 20 professionals to handles HIV/AIDS cases in the district	20	-	A number of professionals trained and some are still under-going the training to handle HIV/AIDS cases in the district
<b><u>POPULATION MANAGEMENT</u></b>			
1. To improve upon the family planning services in the district by 75% by December, 2013	75%	30%	Family planning services in the district has improved as we are now having clinic for that alone in Asankrangwa
2. To reduce high rate of Teenage Pregnancies in the district by 35% by December, 2013	35%	15%	This has being increasing at a decreasing rate in the district as a result of the efforts making day-in and day-out to curb the problem of teenage pregnancy in the district
<b><u>WATER AND SANITATION</u></b>			
1. To improve Communal access to portable water by constructing new boreholes and rehabilitating the existing once in the district	-	-	New boreholes have been constructed and the old once rehabilitated district wide
2. Improve access to sanitation facilities in the district by 85% by providing litter bins, refuse disposal sites, slaughter house, household latrines and construct drains by December, 2013	85%	50%	A lot has been done to improve the sanitation status in the district
<b><u>VULNERABLE AND EXCLUDED</u></b>			
1. To improve access to credits for 400 women and 200 physically challenged people in the district	600	450	From 2011 to date credits are being giving to women to improve their livelihoods and the physically challenge people are giving grants
<b><u>GOOD GOVERNANCE AND CIVIC RESPONSIBILITY</u></b>			
1. To construct and furnish Town/Area Council Offices in the district by December, 2013	8	-	One Town Council and four Area Councils constructed and furnished in the district
2. To complete and furnish the new District Assembly Hall Complex by December, 2012	-	-	The Assembly Hall Complex is at its third phase (intel level) which we hope to complete by the end of 2013
3. To improve upon the revenue	90%	65%	The Revenue Generation Task Force

generation in the district by 90% by December, 2013			in the district is doing well to improving the revenue of the Assembly
4. To increase the capacity of DA workers by 55% by December, 2009	-	-	Workshops are organized to build the capacity of District Assembly workers
5. To increase the security personnel and staff accommodation in the district	-	-	Efforts are made but it's beyond the reach of the Assembly so we need helping hand from Central Government
6. To enhance the capacities of NGOs & CBOs in the district	-	-	This is normally done inline with the DA worker though is not enough

Out of the numerous programmes and projects earmarked for implementation during this period, 32.06% were fully implemented (completed), 45.21% on-going and 22.73% were not implemented. The assembly was not able to execute all programmes and projects due to inadequate funds and supports from Central Government, Donors, NGOs and District Assembly Locally Generated Funds (IGF).

The implication of the Assembly's inability to implement all projects in the plan means the Districts goal of achieving improved quality of life of the people will not be fully realised. To achieve subsequent goals, there is the need for the Assembly to source adequate funds and supports from its development partners, show high commitment and improve its internally generated Funds which have been featured prominently in the 2013 - 2017 DMTDP. However, this can only be achieved through hardworking and commitment of the management of the District Assembly. The achievement of the goals and objectives specified lies nowhere but in hands of the management.

### **1.3 The Performance Status of other Interventions including Cross-Cutting Issues Implemented in the District from 2010 - 2013**

The Amenfi Central District Assembly was supported in diverse way to execute significant number of interventions from central government, donors, private sector, NGOs and CBOs during the implementation of 2010 – 2013 DMTDP periods. Out of the total interventions that the ACDA had opportunity to implement, almost half ( $\frac{1}{2}$ ) has been fully implemented (completed) whilst the remaining are still in the pipe lines for implementation with few on-going projects. However, some were not achieved due to scarcity of resources. So there is a need for the Assembly to seek continues supports from its development partners to help move the District forward.

The importance or implication of donor and other development partners to support programmes/projects are that, their resources for their implementation are released on time and are adequate to complete them to benefit the people at the right time. This implies that the District Assembly has to prepare the necessary grounds to attract more donor support into the district in the next plan period to complement its efforts in improving the standard of living of her people.

The cross-cutting issues are developmental issues that form part of the plan (DMTDP 2010 - 2013) and implemented on yearly bases in the plan period in the district as a result of government policies in achieving the Millennium Development Goals (MDGs). These includes: Child Labour especially in the Cocoa producing areas; HIV/AIDS; among others. The status of performance with regards to their impacts on the general improvement in the lives of the people and their implementation challenges have also been clearly outlined below.

### **1.3.1 The Implementation of Child Labour Programme in the District**

The District being one of the rich cocoa growing areas in the country was identified to be one of the Cocoa Districts where children are engaged in the Worst Forms of Child Labour (WFCL). To curb this incidence or practice, the District was selected in 2008 among other Cocoa Districts to implement this programme under four (4) broad objectives to achieve in a selected communities in the district. These objectives include:

1. To set up Community Child Labour Monitors (CCLMs) and operational in at least ten (10) communities in the District by the end of the project.
2. To mobilize the Cocoa Growing Communities and Stakeholders to work together to eliminate the Worst Forms of Child Labour (WFCL) through awareness raising campaigns, Law enforcement, Networking and Community Participation.
3. To withdraw and rehabilitate children involved in the WFCL including trafficking and hazardous work.
4. To support the District Assembly (DLO/DSWO) and communities in implementing activities to eliminate the Worst Forms of Child Labour.

There a number of NGOs in the District making sure to eliminate the Child Labour in the cocoa area and other areas as a whole. This NGO are working in connection with

International Labour Organization, CODESULT, among others in the district and they have done marvelously well so far in creating the awareness of Child Labour. The International Labour Organization has equipped the District Labour Office with the needed facilities and provided an officer to oversee running of this programme in this district. Within the selected communities, the Community Child Protection Committees (CCPC) combed through the communities within their catchment areas and identified children aged between five (5) and seventeen (17) years who do not attend school but rather working in the cocoa farms and serving as domestic labourers. The children that are identified are referred to the CCPC Members for scrutiny to actually find out if they are clearly being denied of their educational rights. Those who are really found to be child labourers are however selected for the necessary support.

Some of the main achievements of the child labour programme since its implementation include:

1. CCPCs and Monitors formed and operational in all the fifteen (15) selected communities;
2. Community members are now co-operating with CCPCs to fight the incidence of child labour in their various communities;
3. Ten (64) children aged between fifteen (15) and seventeen (17) years involved in child labour were withdrawn and apprenticed in vocations while 107 children aged between five (5) and fourteen (14) years were also enrolled in school in 2014
4. During the second phase of the programme, 310 children aged between five (5) and seventeen (17) years have been identified by the CCPCs in all the fifteen (15) communities and enrolled in school and vacation by their parents and guardians; and
5. Children who never dreamt of going to school are now in school and show much interest in schooling.

The challenges confronted with the implementation of the policy in the district include;

1. Due to the acceptance of the programme, enrolment in most schools within the project communities are high and need urgent expansion in infrastructure.
2. Most school infrastructure is very bad and unattractive.
3. No incentive package for CCPCs and Monitors.

#### 4. Lack of Identification Cards for CCPCs and Monitors.

The development implication of the implementation of this programme is that it will erase the bad image created by child labour under cocoa production of the district and for that matter Ghana from the international community and pave the way for donor support for developmental projects. The District must also ensure that adequate school infrastructure is provided to cater for the increasing number of children who are back to school as a result of this programme in the next plan period.

The implication of this crossing cutting issue is that it will help improve the condition of living of the beneficiary, hence reduction in the poverty levels of the people.

However, the programme does not cover majority of the poor and the amount involve too is very small to significant impact. It is therefore, imperative for the Assembly to collaborate effectively with its development partners to improve the lots of the people.

### **1.4 Statement of Income and Expenditure of Amenfi Central District Assembly for the Period 2010 – 2013**

#### **1.4.1 Revenue (Income)**

The sources of revenue for Amenfi Central District Assembly are Rates, Lands, Fees and Fines, Licenses, Rents, Grants (which include Central Government Salary, Common Fund and Donor Intervention Fund), Investment and Miscellaneous as seen in Table 1.2.

Revenue generated by the District Assembly is termed Internally Generated Fund (IGF).

Even though Stool Lands form part of the IGF, determination of it inflows do not form part of the Assembly's fee fixing resolution. The District Assembly determines her revenue through Annual Fee Fixing resolution or imposition. The Grants come to the District from the Central Government and Donors. The Central Government's grant is composed of Common Fund, Salaries and Allowances, while Donor Funds consist of the various funds transferred to the District for specific projects.

The main donor fund to the District comes from District Development Fund (DDF), Sustainable Rural Water and Sanitation Project (IDA) and Specific Government of Ghana (GOG) transfer of funds for special interventions.

The major Internal Source of Revenue to the District Assembly for the period under review is Stool Lands (GH¢446,739.00) constituting 35% of the total revenue without Grants. The estimated revenue over the period for Stool Lands was GH¢614,000.00. The variance was GH¢167,261.00 which was a shortfall. This may be difficult for the District Assembly to explain the shortfall since it is above its control. There was an increment from GH¢62,140.00 in 2010 to GH¢193,407.00 in 2011. However there was a decrease from GH¢135,309.00 in 2012 to GH¢55,883.00 in 2013. This is because of the creation of a new district (Amenfi Central District) from the Wasa Amenfi West District now Amenfi West District.

This shows that the Stool Land is the major source of revenue for the District Assembly besides the Grants.

The next major internal source of revenue for the District Assembly is Licenses. It recorded GH¢299,536.81 for the period under review constituting 23% of the total revenue (without Grants). This source of revenue increased from GH¢46,157.40 in 2010 to GH¢125,398.00 in 2013. Licenses have the propensity to grow if it is well developed and managed to become a key revenue source to the Assembly.

Fees and fines over the period grew from GH¢43,922.15 in 2010 to GH¢97,708.13 in 2013. It has a potential to grow if major lorry parks and markets in the district are developed and well managed. Moreover, revenue from fees and fines could see a major boost if a high percentage/all of the chop bar and drinking spot operators within the District are registered and taxed.

Rates are also an important source of revenue for the District Assembly. Revenue obtained from this source reduced for the period under review. Out of a total estimated revenue of GH¢220,000.00, actual revenue turned out to be GH¢132,244.19.

The revenue generated from external sources i.e. Grants (Central Government and other Donors) is the largest and most important revenue so far. It decreased from GH¢1,944,245.55 in 2010 to GH¢946,514.05 in 2013. In absolute terms, it decreased by GH¢997,731.50. This can be attributed to the fact that Wasa Amenfi West District was divided into two districts, Amenfi West District and Amenfi Central District over the period under review.

Out of a total estimated amount of GH¢10,697,075.00 from Grants, only GH¢8,222,050.64 was received over the period. Investigation in this showed that anticipated receipts from donor sources delayed due to changes which occurred in the implementation of their projects in the district. While money to pay salaries and allowances posed no problems in terms of receipts, the size and flow of the common fund was inconsistent due to high deductions at source. Hence, the District should raise enough funds internally to undertake development projects and programs.

The District Assembly's effort to raise enough internally generated revenue is confronted with a number of challenges which include the following:

- ✓ Lack of comprehensive Revenue Database
- ✓ Lack of Continuous education on District Assembly Bye-Laws on taxes and
- ✓ Lack of enforcement of District Assembly Bye-Laws' provisions on defaulters.

**Table 1. 2: Amenfi Central District Assembly Revenue Performance 2010 – 2013**

SOURCE	2010			2011			2012			2013			TOTAL (2010-2013)		
	Estimates	Actual	%	Estimates	Actual	%	Estimates	Actual	%	Estimates	Actual	%	Estimates	Actual	Variance
Rates	70,000.00	31,139.78	44.5	40,000.00	28,909.28	72.3	40,000.00	49,882.78	124.7	70,000.00	22,312.35	31.9	220,000.00	132,244.19	87,755.81
Lands	143,000.00	62,140.00	43.5	87,000.00	193,407.00	222.3	225,000.00	135,309.00	60.1	159,000.00	55,883.00	35.1	614,000.00	446,739.00	167,261.00
Fees/Fines	31,350.00	43,922.15	140.1	52,500.00	41,078.31	78.2	52,500.00	41,306.80	78.7	36,600.00	97,708.13	267	172,950.00	224,015.39	51,065.39
Licenses	48,025.00	46,157.40	96.1	56,020.00	64,028.71	114.3	90,130.00	63,952.70	71	50,250.00	125,398.00	250	244,425.00	299,536.81	55,111.81
Rents	500.00	1,104.00	221	12,100.00	2,135.00	17.6	12,200.00	7,561.18	62	33,200.00	29,425.50	88.6	58,000.00	40,225.68	17,774.32
Grants (GoG)	1,480,000.00	1,944,245.55	131.4	3,300,000.00	2,863,758.74	86.8	3,307,320.00	2,467,532.30	74.6	2,609,755.00	946,514.05	36.3	10,697,075.00	8,222,050.64	2,475,024.36
Invest.	3,500.00	4,402.56	125.8	4500.00	693.69	15.4	4500.00	479.69	10.7	2,000.00	11.72	0.59	14,500.00	5,587.66	8,912.34
Misc.	13,000.00	54,320.14	417.8	23,000.00	29,992.80	130.4	63,000.00	36,365.76	57.7	2,500.00	17,186.54	688	101,500.00	137,865.24	36,365.24
Total	605,375.00	2,187,431.58	361.3	3,575,120.00	3,224,003.53	90.2	3,794,650.00	2,802,390.21	73.9	2,963,305.00	1,294,439.29	43.7	12,122,450.00	9,508,264.61	2,614,185.39

**Source: District Finance Department (ACDA) – 2014**

In conclusion, it is clear that the Assembly relies heavily on the Central Government Transfers and other external donors for its developmental projects and programmes. There is the need for the district to find ways of increasing its Internally Generated Fund (IGF) to facilitate the development and improve the wellbeing of its people..

### **1.4.2 Expenditure**

Table 1.3 gives information on the expenditure pattern of Amenfi Central District Assembly. The Expenditure items are five (5). These are Compensation of Employees, Use of Goods and Services, Social Benefits, Consumption of Fixed Capital and Other Expenses.

Expenditure on the Use of Goods and Services is the noticeable component of the expenditure for the period 2010 to 2013. It increased from GH¢151,507.43 in 2010 to GH¢229,357.77 in 2013 (representing 60% increase from 2010). Out of the Total Expenditure of GH¢7,264,778.28 for the period under review, Use of Goods and Services amounted to GH¢767,050.71 (representing 11% of the Total Expenditure). The component of Use of Goods and Services needs to be looked at critically to prevent over spending.

Compensation of Employees continued to decrease annually over the period. It decreased from GH¢503,803.27 in 2010 to GH¢357,715.01 in 2013. The total expenditure amounted to GH¢1,639,639.45 as against an estimated figure of GH¢2,087,000.00. It formed 23% of the Total Expenditure of the Assembly.

The consumption of Fixed Capital dropped from GH¢13,826.70 in 2010 to GH¢11,440.00 in 2013. This was due to inconsistent release and high deduction at source from the Common Fund. This has resulted on a high number of on-going projects and non-implementation of projects approved in the annual budget. Out of the total expenditure of GH¢7,264,778.28 for the period under review, GH¢131,277.42 was spent representing 2%.

**Table 1. 3: Amenfi Central District Assembly Expenditure Performance for 2010-2013**

SOURCE	2010 (GH¢)			2011 (GH¢)			2012 (GH¢)			2013 (GH¢)			TOTAL (2010-2013)		
	Estimates	Actual	%	Estimates	Actual	%	Estimates	Actual Amount	%	Estimates	Actual	%	Estimates	Actual	Variance
Compensation Of Employees	351,000.00	503,803.27	144	584,000.00	404,181.96	69	551,000.00	373,939.21	68	601,000.00	357,715.01	60	2,087,000.00	1,639,639.45	447,360.55
Use Of Goods And Services	179,700.00	151,507.43	84	166,400.00	210,173.08	126	234,400.00	176,012.43	75	200,500.00	229,357.77	114	781,000.00	767,050.71	13,949.29
Social Benefit (Gfs)	-	-	-	-	-	-	-	-	-	200.00	7,108.00	36	200.00	7,108.00	6908.00
Other Expenses	37,000.00	17,432.10	47	17,400.00	32,367.50	186	31,500.00	12,789.63	41	10,000.00	10,465.60	105	95,900.00	73,054.83	22,845.17
Consumption Of Fixed Capital	20,000.00	13,826.70	69	90,000.00	49,747.10	55	90,000.00	56,263.62	63	32,000.00	11,440.00	36	232,000.00	131,277.42	100,722.58
Grants	1,768,000.00	2,056,493.61	116	2,547,620.00	201,968.16	8	2,857,320.00	2,377,720.50	83	10,000.00	10,465.60	105	7,182,940.00	4,646,647.87	2,536,292.13
Inventories	-	-	-	-	-	-	-	-	-	-	-	-	-	-	-
TOTAL	2,319,700.00	2,743,063.11	118	3,405,420.00	898,437.80	26	3,764,220.00	2,996,725.39	80	853,700.00	626,551.98	73	10,379,040.00	7,264,778.28	311,261.72

Source: District Finance Department (ACDA) – 2014

Analysis of the expenditure pattern or application of the funds allocated to the district within the four-year period indicated that about 62.16% of the total funds went into investment in basic socio – economic infrastructural facilities such as schools, clinics, water & sanitation, roads, housing (accommodation) etc. 32.93% went into administration and the remaining went into special projects.

The huge investment in these areas is as a result of the deprived nature of the district in terms of basic socio-economic infrastructural facilities which needed to be put in place before the district takes off smoothly.

From the analysis, it can be seen that there was a surplus of GH¢773,852.71 for the period. In reality, there was nothing like surplus budget within that period because most at times money receipts for the year/quarterly come late.

### **1.5 Lessons Learnt which have Implications for the 2014 – 2017 DMTDP**

So many lessons were learnt from the implementation of the 2010 – 2013 MTDP. It is hoped that, these would serve as a guide to officers, especially DPCU Members in the preparation and execution of the 2014 – 2017 DMTDP. These include the following;

- DPCU and the Works Department of the Assembly could not carry out regular monitoring of the projects due to inadequate logistics.
- Low commitment of communities towards project implementation in communities.
- Lack of political will in the implementation of projects at certain areas.
- Targets set for certain projects were too high and unattainable during the plan period.
- Effective collaboration / partnership between CA and other Decentralized Department, Donors, NGOs, CBOs, Communities and other stakeholders in service provision was very beneficial to the plan implementation.
- Bad attitude and lack of commitment towards the payment of taxes negatively affected revenue projections.

- Lack of effective education on the essence of paying taxes culminated in low revenue generation.
- Low commitment towards the implementation of the non-physical programmes was a major setback.
- Community needs and aspirations were too many as compared to the available resources.
- Ineffective district sub-structures was another problem that was encountered in the plan implementation.
- Poor co-ordination of the activities of the DA and other development partners.

These issues/problems and lessons learnt affected the development of the district in diverse ways.

## **1.6 Profile of the District**

### **1.6.1 Physical Environment**

The Amenfi Central District is one of the 22 districts in the Western Region. It was carved out of the then Wassa Amenfi West District. It was established in 2012 by the Legislative Instrument L.I 2011. The capital town of the district is Manso Amenfi.

### **1.6.2 Mission Statement**

The Amenfi Central District Assembly exists to facilitate improvement in the quality of life of the people within its jurisdiction through equitable provision of services for the total development of the District.

### **1.6.3 Vision Statement**

To become a modern District with harmonious communities and assured livelihoods.

### **1.6.4 Physical Environment (Characteristics)**

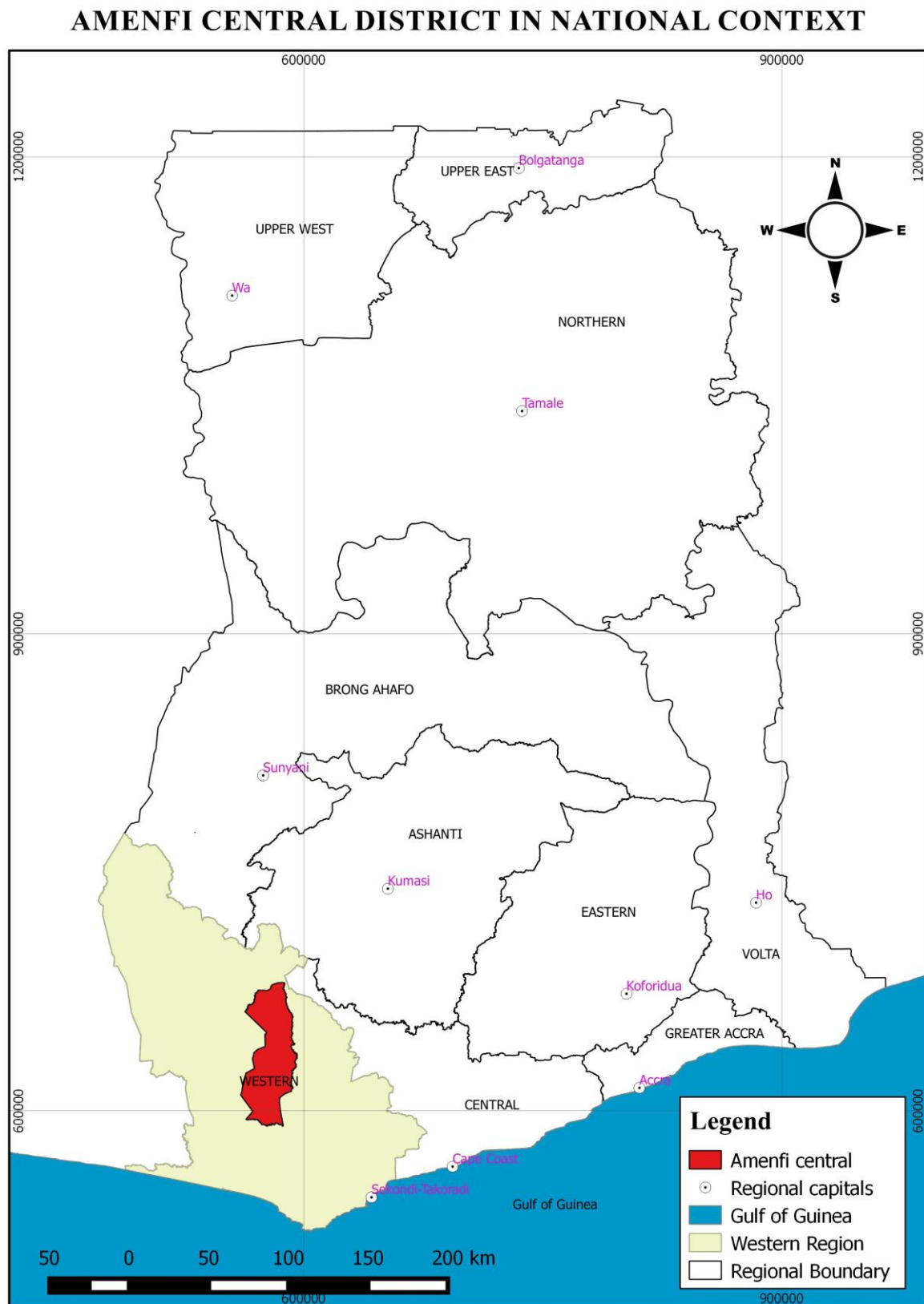
The physical and the natural environment are essential elements or factors that determine the socio-economic factors of the district. This stems from the fact that apart from being potential resources, they also serve as framework within which all development activities take place. The major factors that need critical analysis and their implications for development in the district under physical and natural environment include location and size,

climate, vegetation, relief and drainage, soil, geology and minerals, deforestation, mining and quarrying and natural disasters etc.

### **1.6.5 Location and Size**

The Amenfi Central District is located in the middle part of the Western Region of the country. It is bounded to North by Bibiani-Ahwiaso Bekwai District; to the North-West by Sefwi Wiawso Municipal; to the South by Ellembelle and Nzema East Districts; to the South-East by Prestea Huni-Valley District; to the East by Amenfi East District and to the West by Amenfi West District. It lies between latitudes 5° 20'N and 7° 10'N and longitudes 2° 9'W and 2° 27'W. It has estimated land area of 1,845.93 Square kilometres with 131 communities.

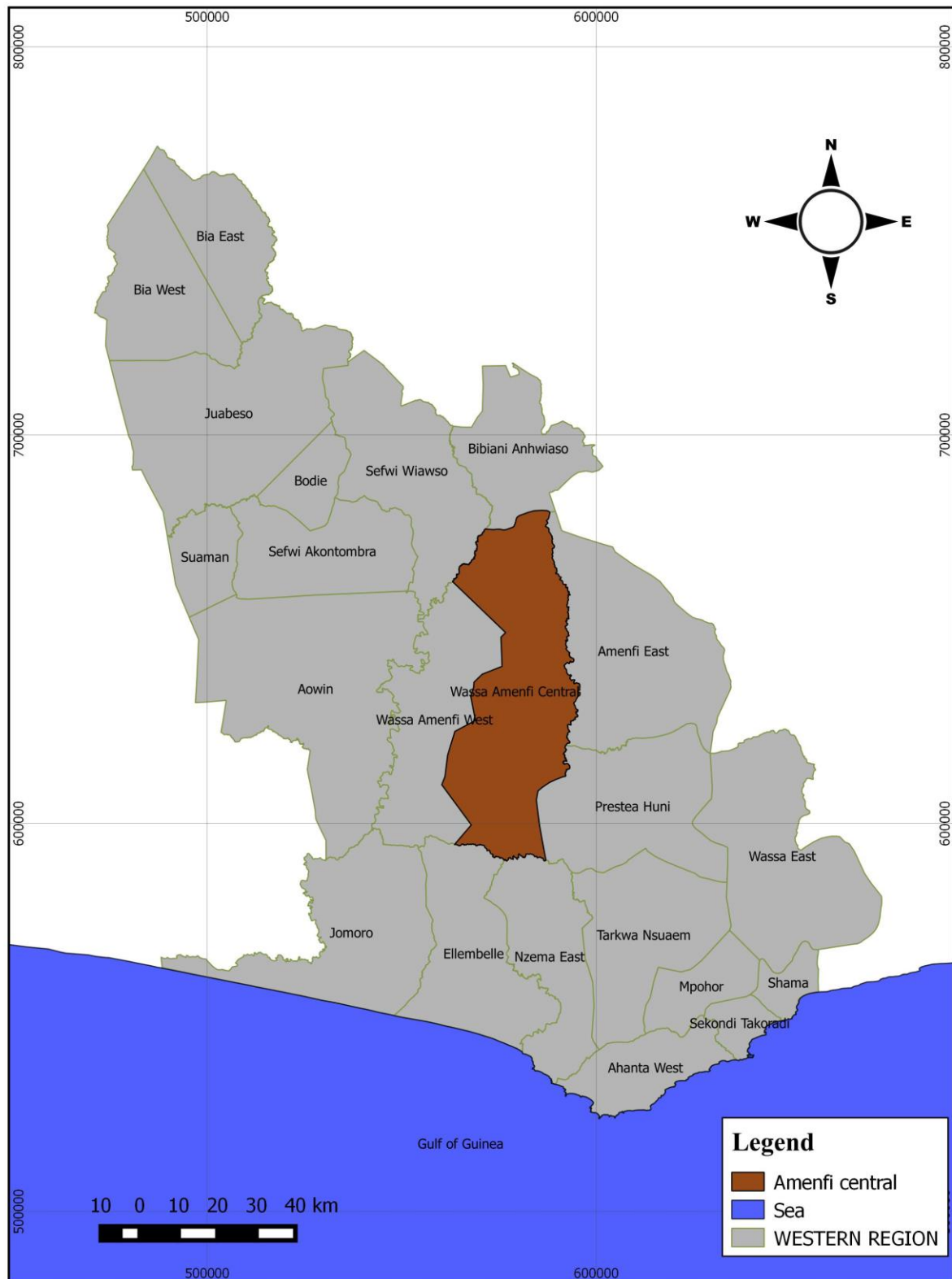
Figure 1. 1: Amenfi Central District in National Context



Source: DPCU, 2014.

Figure 1. 2: Amenfi Central District in Regional Context

### AMENFI CENTRAL DISTRICT IN REGIONAL CONTEXT

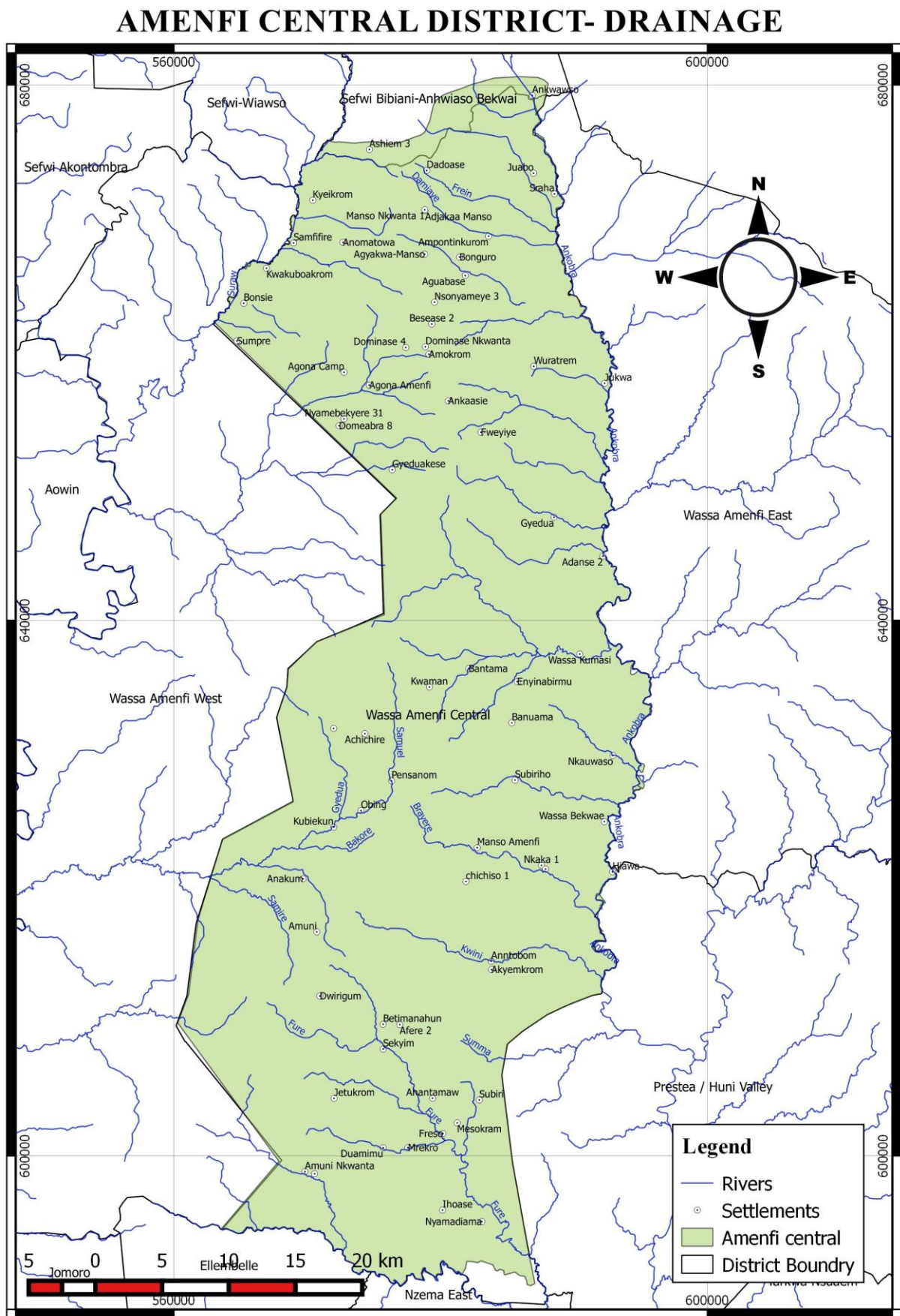


Source: DPCU, 2014.

### **1.6.6 Topography & Drainage**

The topography is generally undulating with summit averaging 153 meters (500ft). There is a good network of rivers and streams. Notable one being the Ankobra river. There are also some major streams like the Brayere, Kwini. Fure, Bakore and Samire to the south whiles Damiaye, Frein, Erane and Suraw also to the northern part of the district. These rivers and streams serves as major sources of water for domestic and farming (irrigation) purposes especially for vegetable farmers in the dry season. Their volume reduces considerably during the dry season. Thus, many enclaves in the district suffer acute water shortage during the dry season. Notwithstanding this, the rivers and streams in the district contribute to socio-economic development of the district. However, the Small Scale Mining activities (Galamsey) in the district pollute these rivers. Rivers like Ankobra and Damiaye have being heavily affected by this activities therefore, making living difficult for inhabitants around these rivers. This pollution causes a lot of havoc to the people and retards the development of the district as a whole. In spite of the fact that the district gets considerable revenue from the mining activities, it causes more harm than good.

Figure 1. 3 Drainage Map of Amenfi Central District



Source: DPCU, 2014.

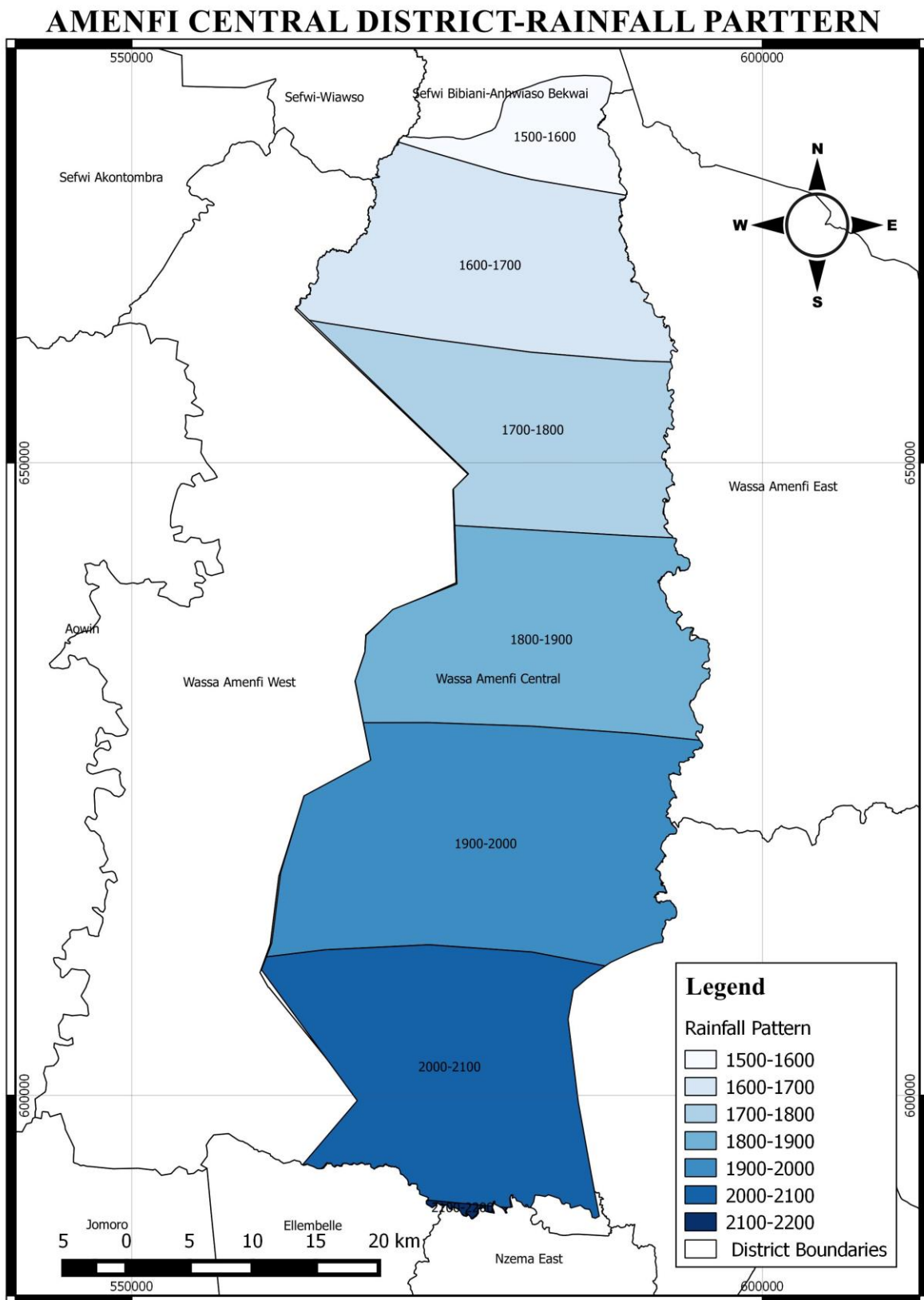
### **1.6.7 Climate**

The district falls within the wettest parts of the country, with average annual rainfall ranging from 1500mm in the north to 2200mm in the south. It experiences a bimodal rainy season; March to July and September to early December. Temperatures are generally high ranging from 26° C – 27° C (75° F - 83° F) during the year. August is the coolest month of the year and the maximum temperatures occur in March.

The district being one of the richest cocoa growing areas in the country is affected by this climate. The heavy and prolonged rains associated with this type of climate adversely affect cocoa harvest (drying of cocoa beans), and aggravates the black pod disease that attacks cocoa. During the rainy season, cocoa farmers find it very difficult to dry their cocoa beans. This affects cocoa production in the district. The climate of the district is suitable for the growing of various crops, particularly both cash and food crops as stated earlier on. Nevertheless, the climate has put the district in an enviable position of being one of the leading producers of cocoa in the country. The good climatic condition provides high water table which is good for the drilling of boreholes and construction of hand-dug wells.

The district is not exempted from the global climate change. Previously, the district experienced short dry season (harmattan). However, due to the climatic change, it now experiences a long dry season which has damaging effects on the environment and farm outputs. Also, this adverse climatic change makes the district very prone to bushfires which sometimes affect cocoa farms and the forest reserves.

**Figure 1. 4: Climate Map of Amenfi Central District**



Source: DPCU, 2014.

### 1.6.8 Vegetation

The district falls within the high rain forest zone and has two (2) major types of vegetation cover. These are the moist semi-deciduous forest found in the northern part and the tropical rainforest found in the south where rainfall is heaviest. The district has four forest reserves covering a total area of 425.14 kilometre square. The table below shows the various forest reserves and their coverage area with stool names of traditional areas under whose jurisdiction the forest reserves fall.

**Table 1. 4 Forest Reserves in Amenfi Central District**

	NAME	AREA (km <sup>2</sup> )	STOOL
1	Mamire Forest Reserve	45.33	Akyekyere
2	Fure Headwaters Forest Reserve	169.43	Amuni
3	Fure Headwaters Forest Reserve	105.51	Amuni/Msease Nsuta
4	Bura River Forest Reserve	104.87	Bremang/Ankasie/Achichire/ Aserewadi
	<b>TOTAL</b>	<b>425.14</b>	

Source: Forestry Services Division, Asankrangwa (2014).

Some trees and plants in the forest have high medicinal value. The forest also protects water bodies such as rivers Fure and Samire which also drain the district.

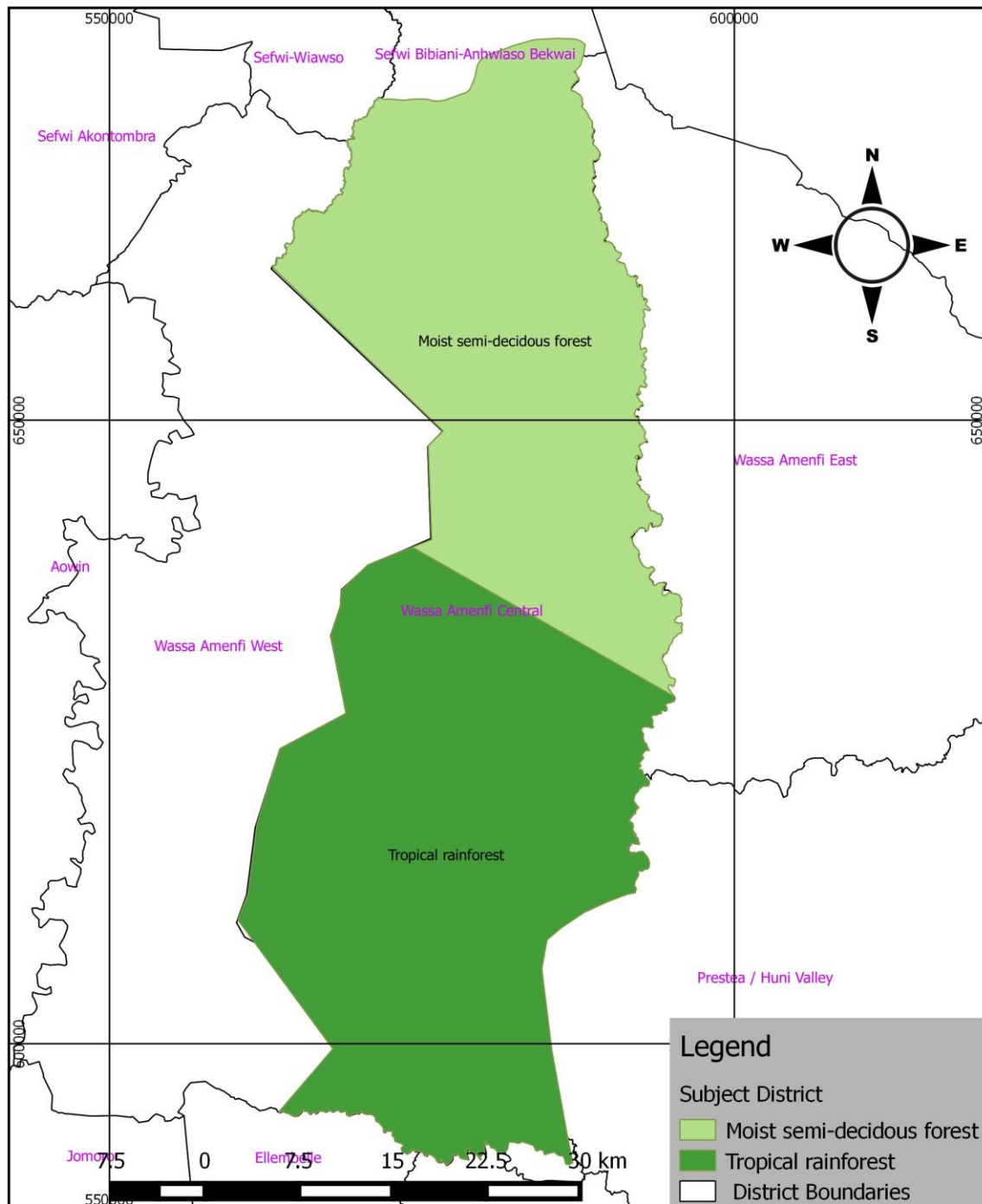
The forest cover of the district is made up of closed forest (highly dense vegetation), moderately closed trees with herbs and bush cover, moderately dense herb/bush with scattered trees and the open forest with sparsely inhabited trees.

The various forests in the district also provide the necessary natural habitat and congenial atmosphere for different species of animals such as antelopes, deer, monkeys, birds, squirrels, snails and a host of other forest animal species which provide the source of meat to not only the inhabitants of the district but also those outside. The different species of animals also add to the beauty of the environment and as tourist attractions.

The forests contain many economic tree species like sapele, odum, mahogany, wawa etc. Most are exploited to feed the wood processing firms. Some are exported mostly to European countries. The forest cover in the district also makes it very difficult for agriculture mechanisation.

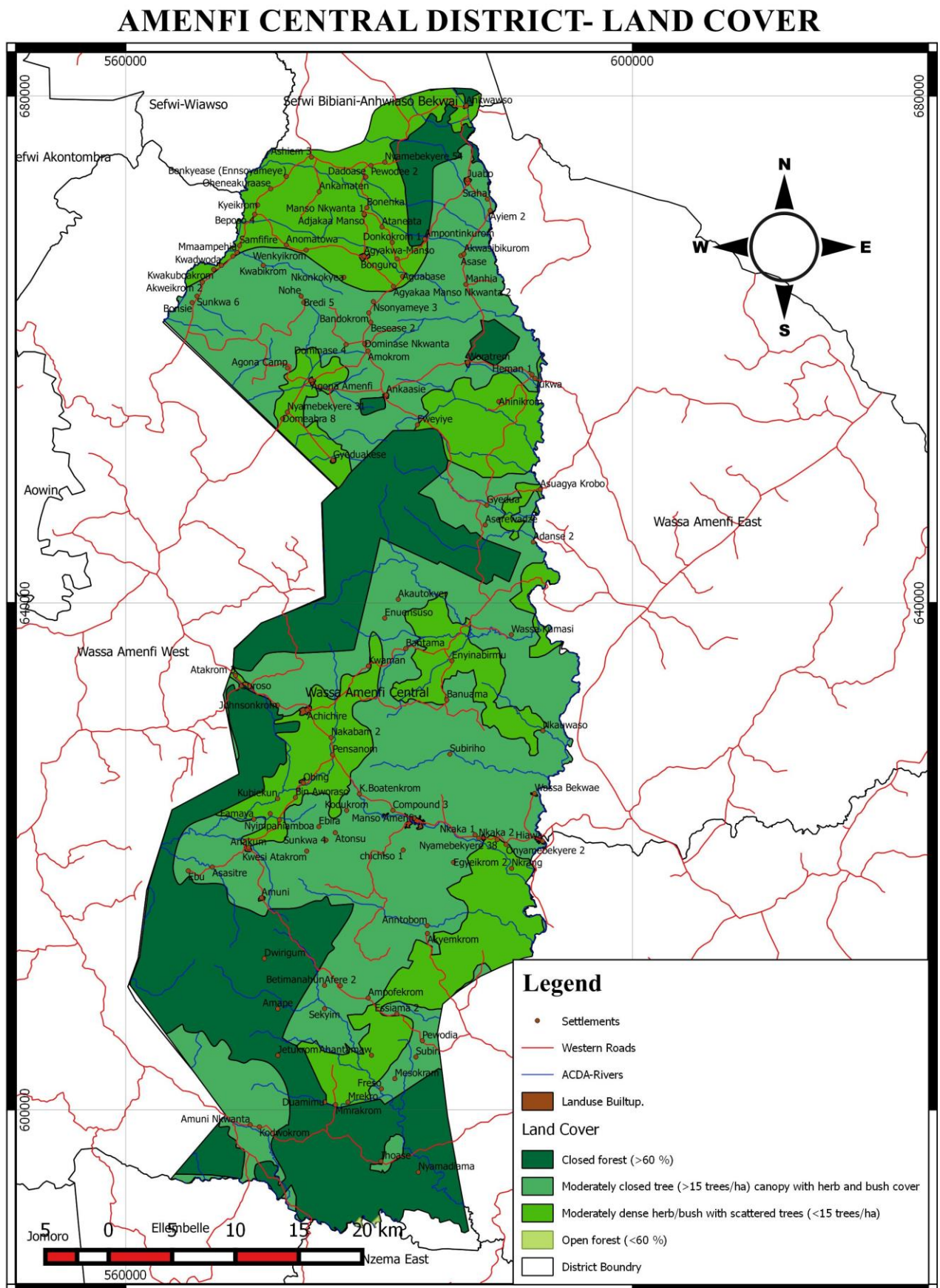
Figure 1. 5: Vegetation Map of Amenfi Central District

### AMENFI CENTRAL DISTRICT VEGETATION COVER



Source: DPCU, 2014.

Figure 1. 6: Land Cover Map of Amenfi Central District



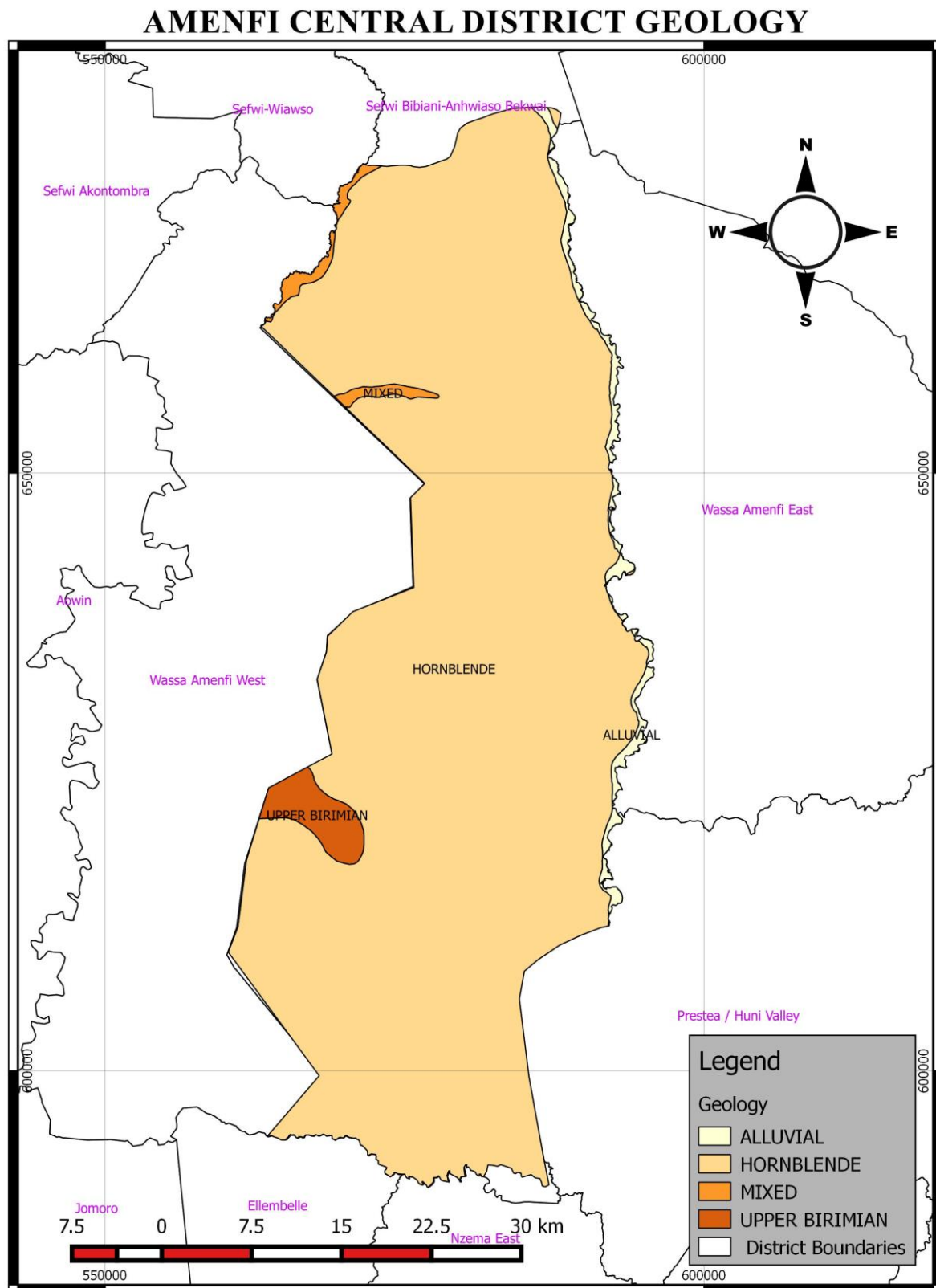
Source: DPCU, 2014.

### **1.6.8 Geology**

The District lies geologically within the Ghanaian Shield area which consists of the lower Upper Birimian which situated at the south-western part of the district, the Mixed rocky settlements in the north-western, the Alluvial which also stretches along the Ankobra river in the eastern portions of the district. The Hornblende form a major part of the district and cover about 1,877.41 km<sup>2</sup>. It falls within the Asankrangwa-Manso-Nkwanta gold belt which is associated with the Birimian rocks.

The prevalence of large gold deposits in the district has led to the sprouting of mining activities within the district. Consequently, the district has the potential of generating revenue through taxation and royalties as well as creating employment for the inhabitants from the mineral deposits. Irrespective of the numerous benefits derived by the district from these mining activities, their negative repercussions on the environment have become worrisome. For instance, the Galamsey (illegal mining) in the district has destroyed vast tracts of arable land, forest reserves and polluted the water bodies in the district causing acute water shortage to a lot of communities.

Figure 1. 7: Geological Map of Amenfi Central District



Source: DPCU, 2014.

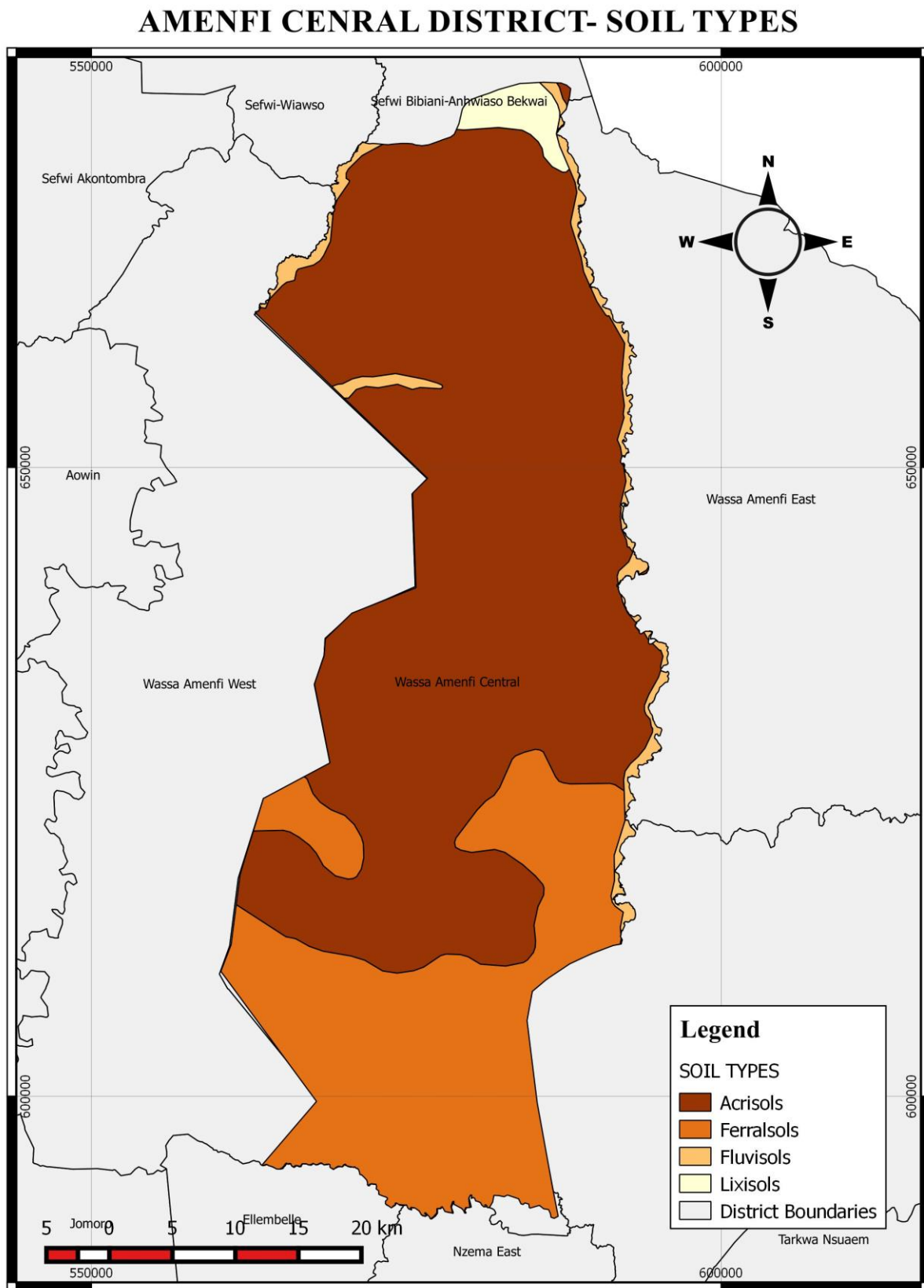
### **1.6.9 Soil Types**

The geological soil formations identified in the district is associated with the Birimian rocks and Hornblende. There are also two main agricultural soil types identified. These are the forest Acrisols and Ferralsols. The Fluvisols which is located along the banks of Ankobra River and the Suraw rivers. The Lixisols is also found at the Upper wasa forest reserve.

These soils supports the cultivation of cash tree crops like coffee, oil palm, rubber, cola and cocoa. Food crops like plantain, cassava, maize, rice, tomatoes, pepper and garden eggs are also cultivated.

Large enclaves of clay deposits are also available for exploitation. For example it could be exploited for the brick and tile industry.

Figure 1. 8: Soil Map of Amenfi Central District



Source: DPCU, 2014.

## **1.7 Demographic Characteristics**

### **1.7.1 Population Size and Distribution**

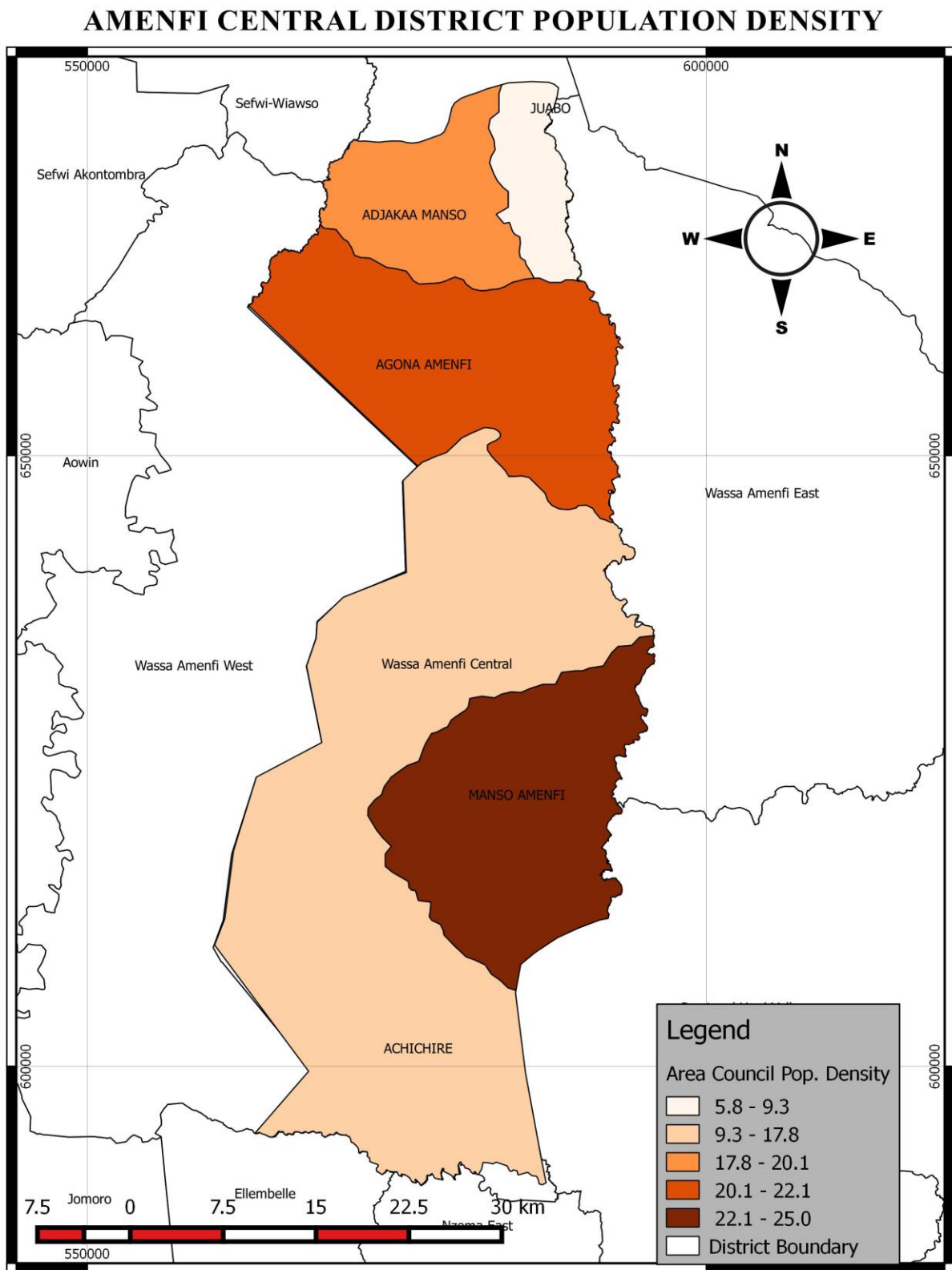
The result of the 2010 Population and Housing Census Western Regional Analytical report (GSS, 2013), showed that the number of persons enumerated in Amenfi Central District is 69,014 representing about 2.9 percent of the total population of Western Region (2,376,021). Out of the total population of the district, males constitute 35,866 (representing 52.0%) and females 33,148 (48.0%).

Table 1.5 presents information on population by age and sex in Amenfi Central District. From the Table, the total population of the District is 69,014. The males (52.0%) dominate the population of the district. The highest (15.2%) of the district's population is in the 0-4 age group which is followed by 5-9 age group representing 14.2 percent. The population among the age groups within (0-14) years slightly decreases from 15.2 to 13.1 percent and 2.7 percent sharp decrease between and age groups (10-14) and (15-19). The 95+ age-group has the lowest population of 51 which constitutes 0.1 percent.

The 0-4 age group has 15.2 percent males and 15.2 percent females. However, for the 5-9 age group, males constitute 14.5 percent and females constitute 14.0 percent. This indicates that more females die at birth as compared to males. However, with the age 85+ there are more females (0.6%) than males (0.4%).

Manso Amenfi area council has the highest population density of 25 persons per km<sup>2</sup> while Juabo recorded least among the five (5) area councils with 9 persons per each km<sup>2</sup> as shpwn inth figure below.

**Figure 1. 9: Population Density Map of Amenfi Central District**



Source: DPCU, 2014.

**Table 1. 5: Population by Age and Sex**

Age Group	Both Sexes		Male		Female		Sex ratio
	Number	%	Number	%	Number	%	
All Ages	69,014	100	35,866	100.0	33,148	100	108.2
0 - 4	10,489	15.2	5,434	15.2	5,055	15.2	107.5
5 - 9	9,828	14.2	5,185	14.5	4,643	14.0	111.7
10 - 14	9,060	13.1	4,680	13.0	4,380	13.2	106.8
15 - 19	7,188	10.4	3,922	10.9	3,266	9.9	120.1
20 - 24	5,801	8.4	2,916	8.1	2,885	8.7	101.1
25 - 29	5,366	7.8	2,502	7.0	2,864	8.6	87.4
30 - 34	4,412	6.4	2,181	6.1	2,231	6.7	97.8
35 - 39	3,809	5.5	1,958	5.5	1,851	5.6	105.8
40 - 44	3,286	4.8	1,718	4.8	1,568	4.7	109.6
45 - 49	2,669	3.9	1,467	4.1	1,202	3.6	122.0
50 - 54	2,247	3.3	1,207	3.4	1,040	3.1	116.1
55 - 59	1,374	2.0	790	2.2	584	1.8	135.3
60 - 64	1,152	1.7	708	2.0	444	1.3	159.5
65 - 69	637	0.9	358	1.0	279	0.8	128.3
70 - 74	647	0.9	323	0.9	324	1.0	99.7
75 - 79	432	0.6	250	0.7	182	0.5	137.4
80 - 84	288	0.4	115	0.3	173	0.5	66.5
85 - 89	177	0.3	84	0.2	93	0.3	90.3
90 - 94	101	0.1	45	0.1	56	0.2	80.4
95 - 99	51	0.1	23	0.1	28	0.1	82.1
All Ages	69,014	100.0	35,866	100.0	33,148	100.0	108.2
0-14	29,377	42.6	15,299	42.7	14,078	42.5	108.7
15-64	37,304	54.1	19,369	54.0	17,935	54.1	108.0
65+	2,333	3.4	1,198	3.3	1,135	3.4	105.6
<b>Age-dependency ratio</b>	<b>85.0</b>		<b>85.2</b>		<b>84.8</b>		

Source: Ghana Statistical Service, 2010 Population and Housing Census.

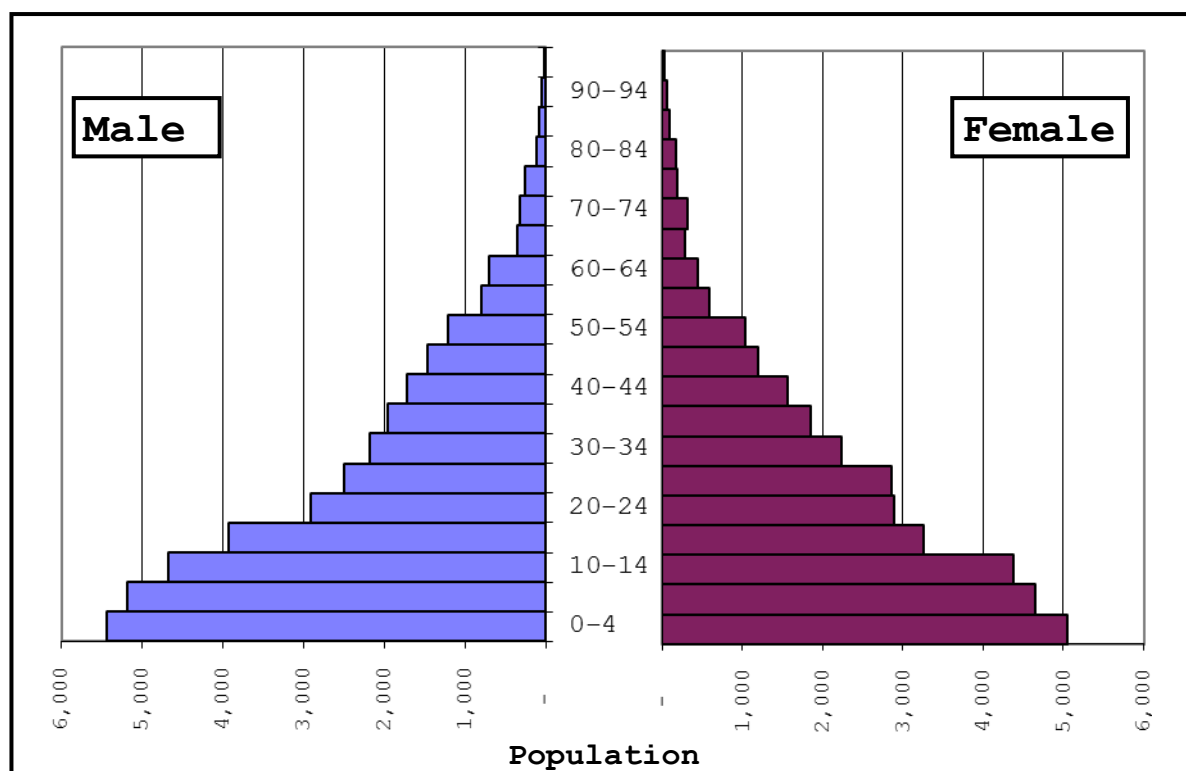
### 1.7.2 Age-Sex Structure

Table 1.5 shows that 42.6 percent of the population in the district falls within the 0-14 age group, 54.1 percent falls in the 15-64 age group and 3.4 percent falls in the 65+ age group. This distribution depicts that of a youthful population which is a common characteristic of a developing country. Figure 1.5 shows the population pyramid of Amenfi Central District which clearly brings out the picture of the district's youthful population by depicting a broad base with a narrow top. The age structure demands for the provision of more schools especially at the basic and secondary levels.

The population of the district is male dominated (52%) as against the female. It has a sex ratio of 108.2. This deviates from the national figure which presents a sex ratio of 95.2 and the regional figure which gives a sex ratio of 100. This development could be as a result of the male dominated mining activities in the district and the resultant migration of male youth from other parts of the country to partake in the business.

Furthermore, Table 1.5 indicates the dependency ratio of the district. From the Table, the overall dependency ratio for the district is 85.0. The dependency ratio for males is 85.2 while that of females is 84.8.

**Figure 1. 10: Population Pyramid of Amenfi Central District**



Source: Ghana Statistical Service, 2010 Population and Housing Census.

## **1.8 Governance**

### **1.8.1 Political and Administrative Structure**

In accordance with the Local Government Act, 1993 (Act 462), the District Assembly is the highest political and administrative body of the District. The District Chief Executive (DCE) and the District Coordinating Director (DCD) are the political and administrative heads of the district respectively. The General Assembly is chaired by an elected presiding member. The Assembly is made up of 32 Assembly Members of whom 21 are elected by voting and 11 are appointed by the President in consultation with the traditional authorities and other interest groups in the district.

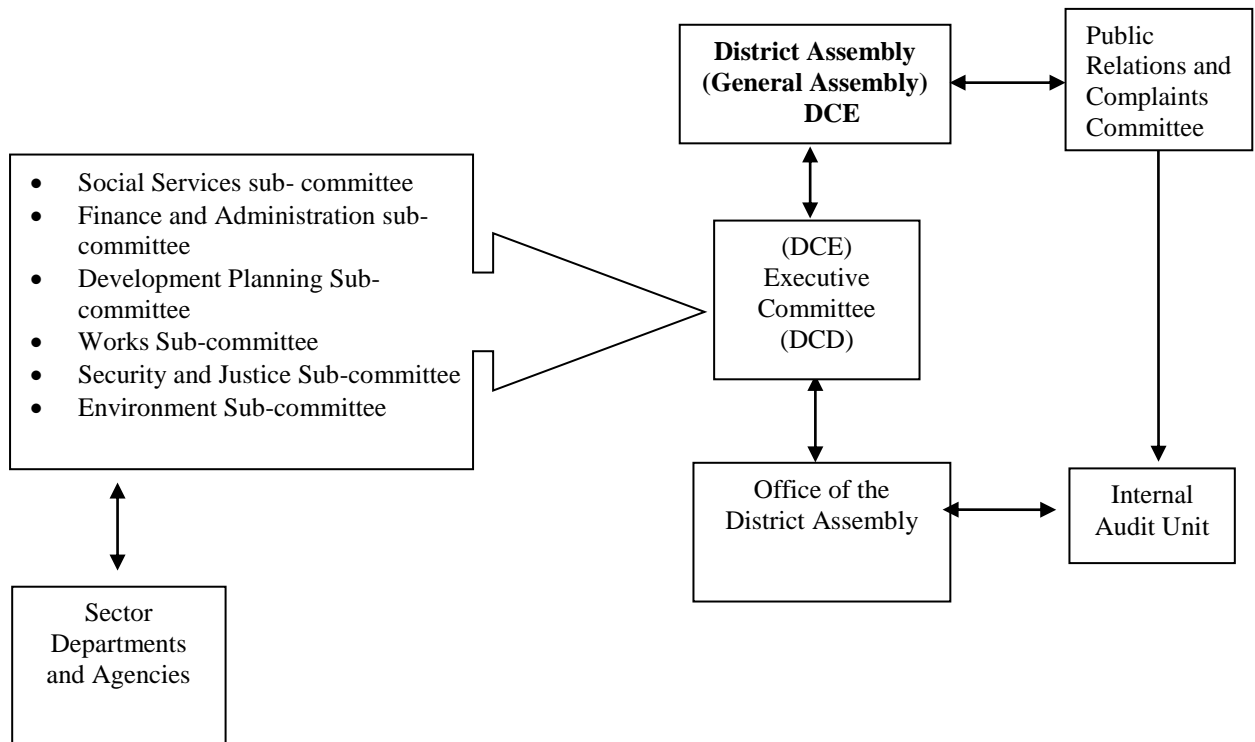
The Amenfi Central District Assembly has Five (5) Area Councils, namely; Manso Amenfi, Juabo, Adjakaa-Manso, Achichire and Agona-Amenfi which are all in good standing and contribute to the development of the District by helping in the generation of internal revenue. The Assembly has an Executive Committee (EC) which is chaired by the District Chief Executive. The District has 11 Decentralised Department which contribute to the smooth running of the District. There are five statutory sub-committees which help the EC carry out its functions. These are:

- Finance and Administration
- Development Planning
- Works
- Social Services
- Justice and Security

The District Assembly has other two subcommittees in addition to the statutory five subcommittees. These are the Environmental and Micro Scale Enterprises Subcommittees. The EC is made up of chairpersons of the subcommittees. There are other committees which perform advisory roles and are also critical to the efficient performance of the functions of the EC. These include the District Tender Committee, the District Education Oversight Committee, Public Relations and Complaints Committee and the District Security Committee (DISEC). The DISEC is chaired by the DCE.

Day to day administration of the district is performed by the Central Administration (Secretariat of the District Assembly) with technical support from the 11 decentralized departments. See Figure 1.6 for the organizational structure of the District Assembly.

**Figure 1. 11: The Structure of Amenfi Central District Assembly**

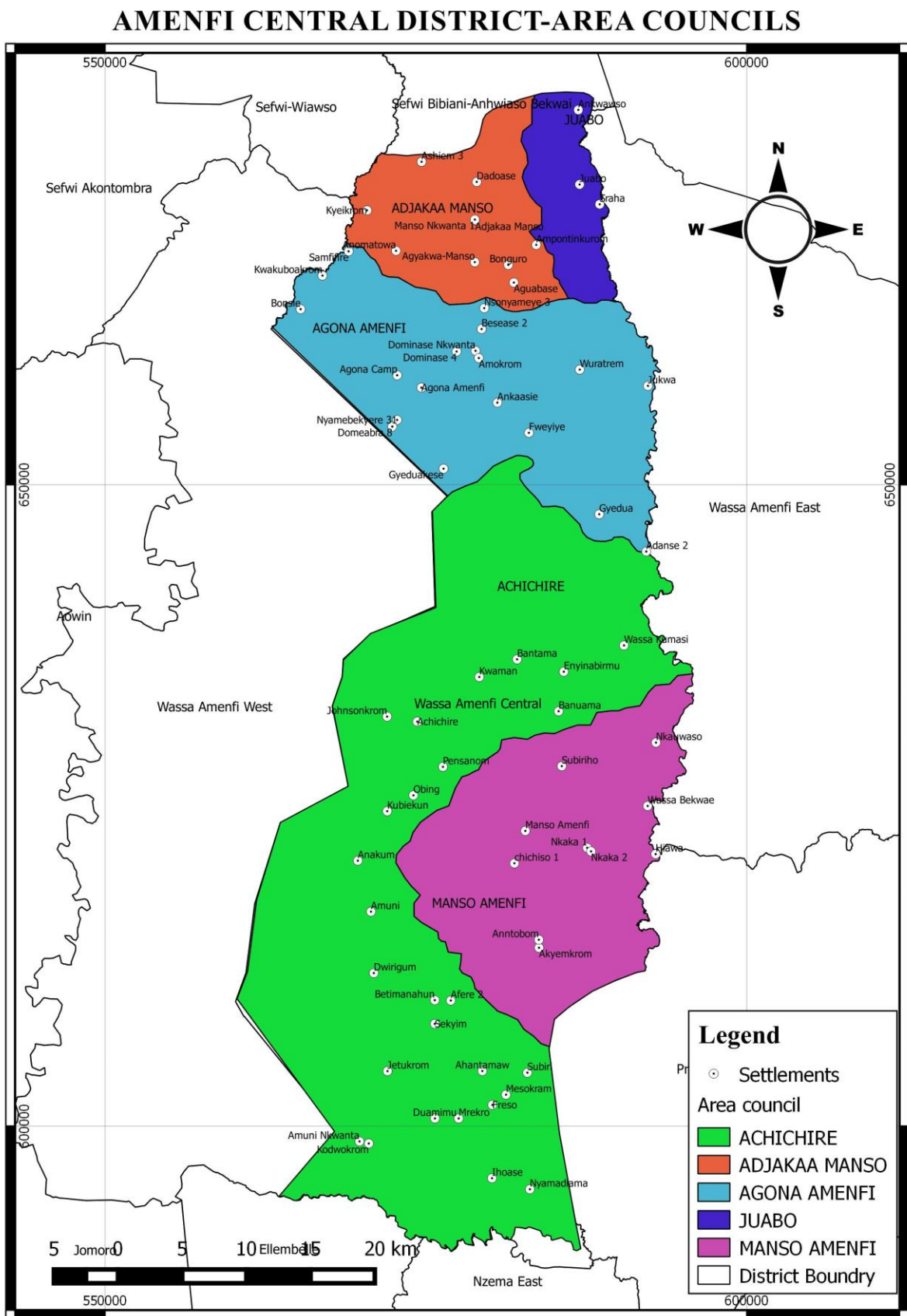


**KEY**

↔  
Two way relationship and reporting channel

→  
One way reporting channel

Figure 1. 12: Area Council Map of Amenfi Central District



Source: DPCU, 2014.

### 1.8.2 Human Resource of the Assembly

The Human Resource of the Assembly is a key factor in the development of the district. The availability of the required number of staff with the relevant qualification and competence will ensure efficient implementation of policies, programmes and projects in the district.

**Table 1. 6: Staff Situation in Amenfi Central District**

	Department /Unit and Agency of the Assembly	Total	Gender		Number of Permanent Staff	Number of Temporal Staff	Remarks
			Male	Female			
<b>1</b>	<b>Central Administration Department</b>						
i.	Administrative Class	2	2	2	2	0	
ii.	Human Resource Management Class	1	0	1	1	0	
iii.	Budget Class	1	1	0	1	0	
iv.	Development Planning Class	2	2	0	2	0	
v.	Internal Audit Class	1	1	0	1	0	
vii.	Procurement Class	1	1	0	1	0	
viii.	Executive Class	1	1	0	1	0	
ix.	Secretarial Class	1	1	2	3	0	
xi.	Drivers	1	1	0	1	0	
xii.	Watchman	4	4	0	2	2	
xiv.	Postal Agent						
	Sub-total	17	14	3	15	2	
xvii.	Environmental Health Unit						
a.	Environmental Health Assistants/Officers	5	4	1	5	0	
b.	Scavengers/labourers	3	3	0	1	2	
	Sub-total	8	7	1	6	2	
	Total	25	21	4	21	4	

	Department /Unit and Agency of the Assembly	Total	Gender		Number of Permanent Staff	Number of Temporal Staff	Remarks
			Male	Female			
<b>2</b>	<b>Department of Works</b>						
	Engineering Group Class	3	3	0	3	0	
	Feeder Roads						
	<i>Sub-total</i>	3	3	0	3	0	
<b>3</b>	<b>Finance Department</b>						
	Accounting Class	3	3	0	3	0	
	Revenue staff	3	3	0	3	0	
	<i>Sub-total</i>	6	6	0	6	0	
<b>4</b>	<b>Department of Physical Planning</b>						
	Officer/Technical staff						
<b>5.</b>	<b>Disaster Management and Prevention</b>						
	NADMO Staff	1	1	0	1	0	
<b>6</b>	<b>Department of Social Welfare and Community Development</b>						
	Social welfare staff						
	Community development staff	1	1	0	1	0	
	<i>Sub-total</i>	2	2	0	2	0	
<b>7</b>	<b>Department of Agriculture</b>						
	Technical class	8	8	0	8	0	
	Veterinary class						
	Executive class						
	Secretarial class	1	0	1	1	0	
	Driver						
	Labourer						
	<i>Sub-total</i>	9	8	1	9	0	

	Department /Unit and Agency of the Assembly	Total	Gender		Number of Permanent Staff	Number of Temporal Staff	Remarks
			Male	Female			
<b>8</b>	<b>Ghana Education Service(Office)</b>						
	Teaching staff	652	457	195	652		
	Non-teaching						
	Sub-total	652	457	195	652		
<b>9</b>	<b>Ghana Health Service</b>						
	Directorate staff	4	3	1	4	0	
	Sub-district staff and nurses	106	34	72	96	10	
	Sub-total	110	37	73	100	10	

**Source: Amenfi Central District Assembly, 2014**

### **1.8.3 Capacity of the Sub-district structures**

The Urban, Town and Area Councils in the district have well composed elected representatives of the people. The appointment of a Secretary to perform administrative function has been a challenge due to the high qualification grade (Diploma in Public Admin.) required to filling that position. In addition, the Assembly is required by law to pay the salaries of the secretaries it recruits for its sub-structures. With the current level of internally generated revenue the Assembly cannot commit itself to paying salaries of the Secretaries that will be commensurate to offers in other public institutions for such qualification.

Alternatively, the Assembly has been experimenting with the use of national service persons in one of the area councils to see the outcome for informed decision on the issue. The sub-district structures are not able to perform their mandate as spelt out in the Local Government Act. They are unable to organize regular meetings due to unavailability of funds and are also not actively involved in revenue mobilization and therefore do not get the needed funds to implement their own programmes; thus still looking up to the Assembly to solve all local problems. Hence, governance at the district level is still centralized with the grassroots still excluded in the governance process.

## **1.9 Social and Cultural Structure**

### **1.9.1 Ethnicity**

Wassa is the dominant ethnic group in the district. However, there are other minor ethnic groups such as Nzemas, Sefwis, Asantes and Akyems. The Wassas are culturally homogeneous with respect to lineage, inheritance and succession. Like other Akan settlements, inheritance is through matrilineal lineage. Funerals, chieftaincy and marriage rites are also purely of Akan origins. The language spoken by the people in the district is predominately twi.

### **1.9.2 Chieftaincy**

The institution of chieftaincy is an important component of the social organization of the district as in the rest of the country.

The Amenfi Central District has a number of divisional chiefs who pay homage to the Paramount Chief (Omanhene) of the Wassa Amenfi Traditional Area at Wassa Akropong. Under the traditional setup, the Omanhene is the head of the Traditional Council. In all, there are about forty-five divisional chiefs under the Omanhene.

### **1.9.3 Festivals**

The major Festival of the people in the district is the Yam Festival, which is celebrated annually between March and April to herald the harvest of the water yam. It is celebrated to offer thanks to the gods for bumper harvest and for protection throughout the year.

### **1.9.4 Religious Affiliation**

The 1992 Constitution allows for freedom of worship; thus all persons have the right to join or not to join any religious organisation of their choice. Table 4.1 and Figure 4.1 give data on population by religion and sex. The table shows clearly that majority of persons (82%) enumerated in the district are Christians (Catholic; Protestant (Anglican Lutheran etc.); Pentecostal/Charismatic; and other Christians).

The highest is Protestant (Anglican Lutheran etc.) (23.8%), followed by Pentecostal/Charismatic (23.7%) with Catholics constituting 19.1 percent. Those practising Islam are 10.1 percent while those with no religious affiliation constitute 5.2 percent of the district population. The least religious group is traditional religion which accounts for 0.8

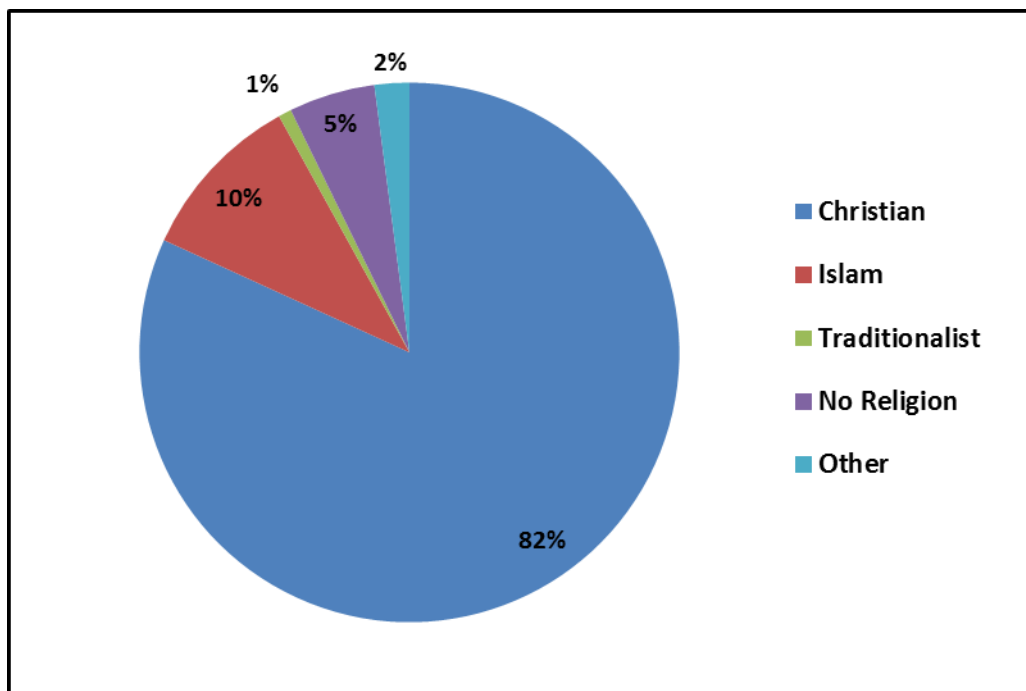
percent of the religious groups. The data show that more males (35,866) are affiliated to religious bodies than females (33,148).

**Table 1. 7: Population by Religion and Sex**

Religion	Both sexes		Male		Female	
	Number	Percent	Number	Percent	Number	Percent
Total	69,014	100.0	35,866	100.0	33,148	100.0
No religion	3,567	5.2	2,429	6.8	1,138	3.4
Catholic	13,195	19.1	6,641	18.5	6,554	19.8
Protestants (Angelican Lutheran etc.)	16,406	23.8	8,338	23.2	8,068	24.3
Pentecostal/Charismatic	16,344	23.7	8,160	22.8	8,184	24.7
Other christian	10,527	15.3	5,430	15.1	5,097	15.4
Islam	7,001	10.1	3,839	10.7	3,162	9.5
Traditionalist	539	0.8	295	0.8	244	0.7
Other	1,435	2.1	734	2.0	701	2.1

**Source: Ghana Statistical Service, 2010 Population and Housing Census.**

**Figure 1. 13: Population by Religion and Sex**



Source: Ghana Statistical Service, 2010 Population and Housing Census.

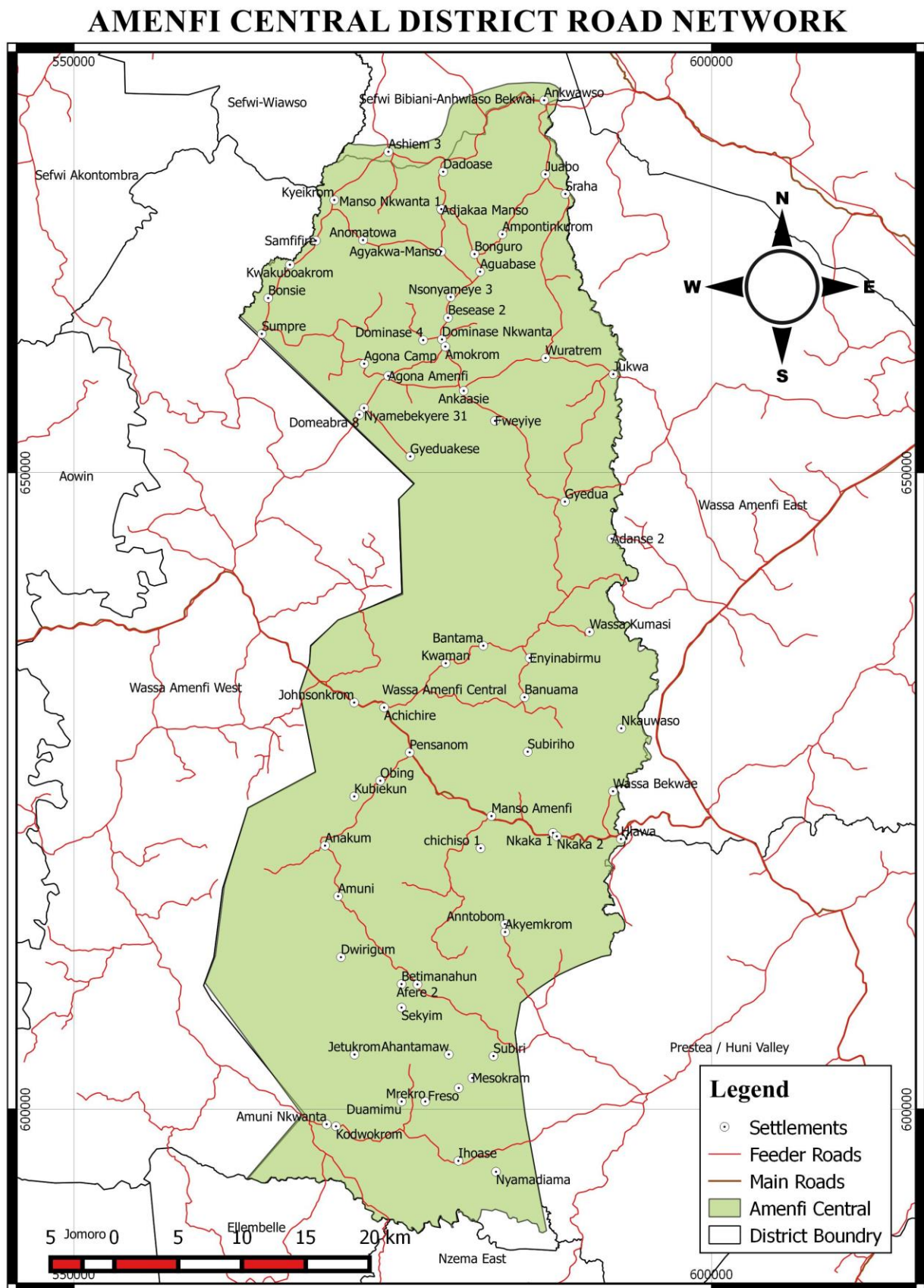
## **1.10 District Economy**

### **1.10.1 Roads Network**

Like most districts in the Western Region, the Amenfi Central District has only a few kilometres of tarred roads while over 90% are not tarred.

The district is greatly handicapped by its poor road network and quality. The poor nature of the roads has adversely affected the delivery of services to the entire district. The problem is further aggravated during the rainy season. This has become a major setback in the carting of agricultural products to the markets in the district and other towns outside the district.

Figure 1. 14: Transportation Network of Amenfi Central District



Source: DPCU, 2014.

### **1.10.2 Agriculture**

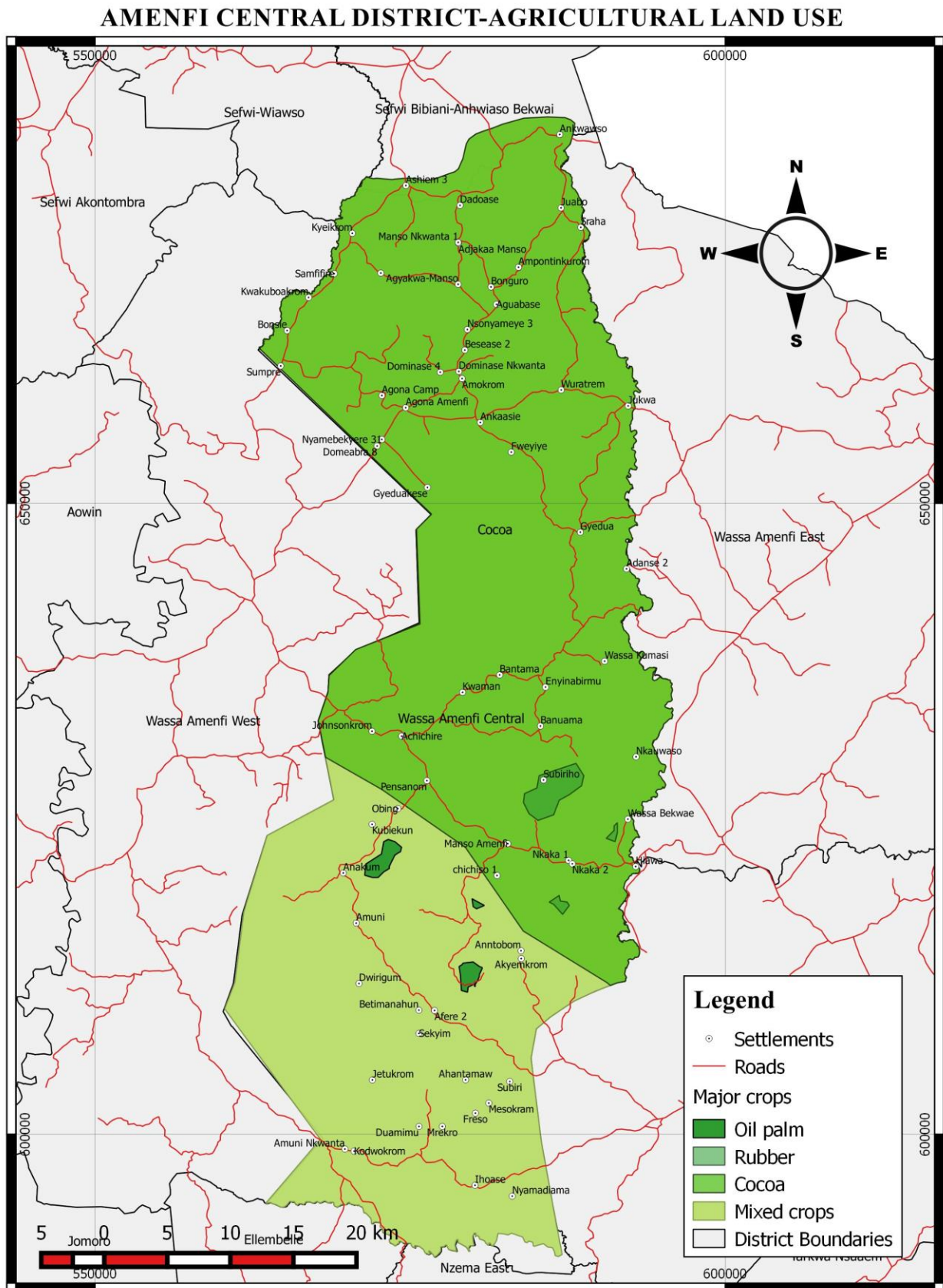
Agriculture is the main economic activity in the district. The sector employs majority (77.4%) of the economically active labour force, followed by the Services Sector (6.7%) (GSS, 2010 PHC). Cash crops grown are mostly cocoa, oil palm and rubber. Major food crops produced include cassava, plantain, maize, rice, garden eggs and tomatoes. Food crop production is generally on subsistence basis with output per yield substantially low. This is due to the use of old and traditional methods of farming predominated by the use of cutlasses and hoes with little mechanization. Land acquisition is mostly on leasehold basis. The farmers use mostly traditional methods of farming such as slash and burn, bush fallowing and shifting cultivation.

The farmers face a number of challenges such as poor road network which makes it difficult to transport farm produce to the market centres, inadequate or lack of storage facilities, poor market structures and inadequate farming inputs such as fertilizers, seedlings etc. There is also the problem of low level of adaptation to new technology in crop production by the farmers.

In order to improve the living standards of farmers and to increase their income levels, there is the need to diversify the activities of farmers by introducing and promoting alternate livelihood programmes such as beekeeping, grasscutter rearing, poultry rearing etc.

The District also has a potential to develop Agro-Based Industries. The availability of oil palm and cocoa husk can serve as raw material for the production of palm oil and potash for the manufacturing of soap.

Figure 1. 15: Agricultural Land Use of Amenfi Central District



Source: DPCU, 2014.

### **1.10.3 Trade, Industry and Commerce**

The industrial sector is made up of few agro-processing facilities such as gari, oil palm, cassava and wood processing (S.M.S Company L.T.D). The commercial sector deals in trading of manufactured goods like detergents, cutlasses, agro chemicals, cosmetics and foodstuffs like plantain, cassava, cocoyam and palm oil. The services sector provides services such as teaching, transportation, hospitality and health.

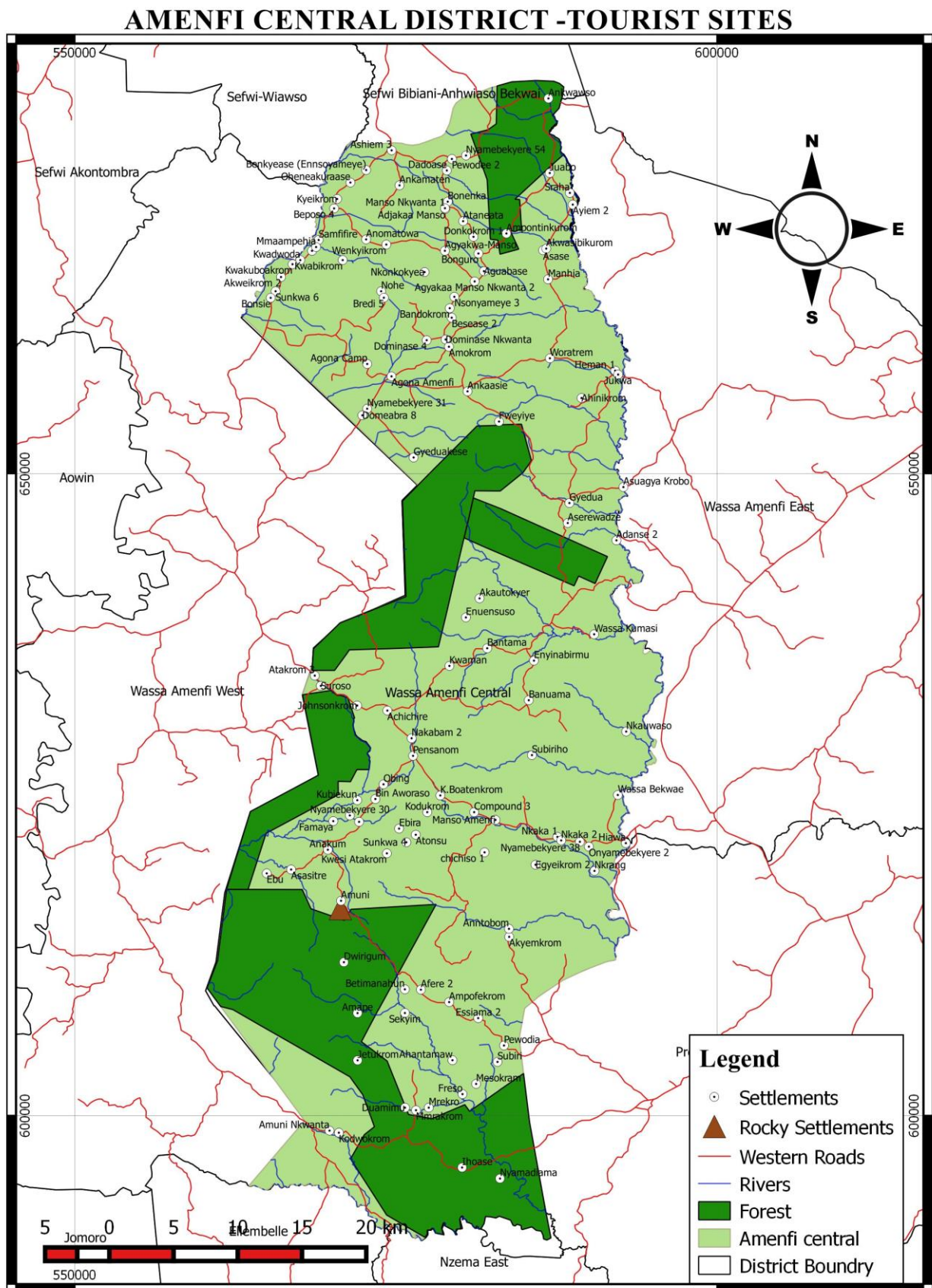
The district can also boast of a number of artisans such as masons, auto mechanics, dressmakers and carpenters. The large deposits of gold has resulted in the springing up of a number of small scale mining activities, heavy equipment renting and gold merchandise in the district.

There are three rural banks which provide banking and other financial services to the people. These are Amenfiman, Lower Amenfi and Fiaseman Rural Banks. There is a huge potential for the banking industry in the district since most communities do not have any formal banking institutions.

### **1.10.4 Tourism**

The district has some tourism potentials which can be harnessed to create employment and generate revenue for the District Assembly. Communities with such notable tourist attraction sites include Abira and Amuni. Abira has rocks naturally carved in the form of a human being, while Amuni also has a group of rocks naturally carved in the form of a village settlement with huts.

Figure 1. 16: Tourism Map of Amenfi Central District



Source: DPCU, 2014.

### **1.10.5 Mining**

The District has large gold reserves due to the nature of the rocks. There are a number of licensed small scale mining companies working in the district together with hundreds of galamsey operators (even though illegal).

The mining industry has contributed immensely to the district economy. This is evident in the number of jobs that it has created for the youth who are engaged in various levels of gold mining. There are many small scale enterprises that are involved in gold merchandise and these have given employment to a number of people both directly and indirectly. It must be noted that gold exploration goes hand in hand with other services such as heavy equipment (excavators and bulldozers) renting. This serves as a source of income to the machine owners, operators and mechanics of such heavy equipment. The activities of these mining firms have generated substantial revenue to the District Assembly.

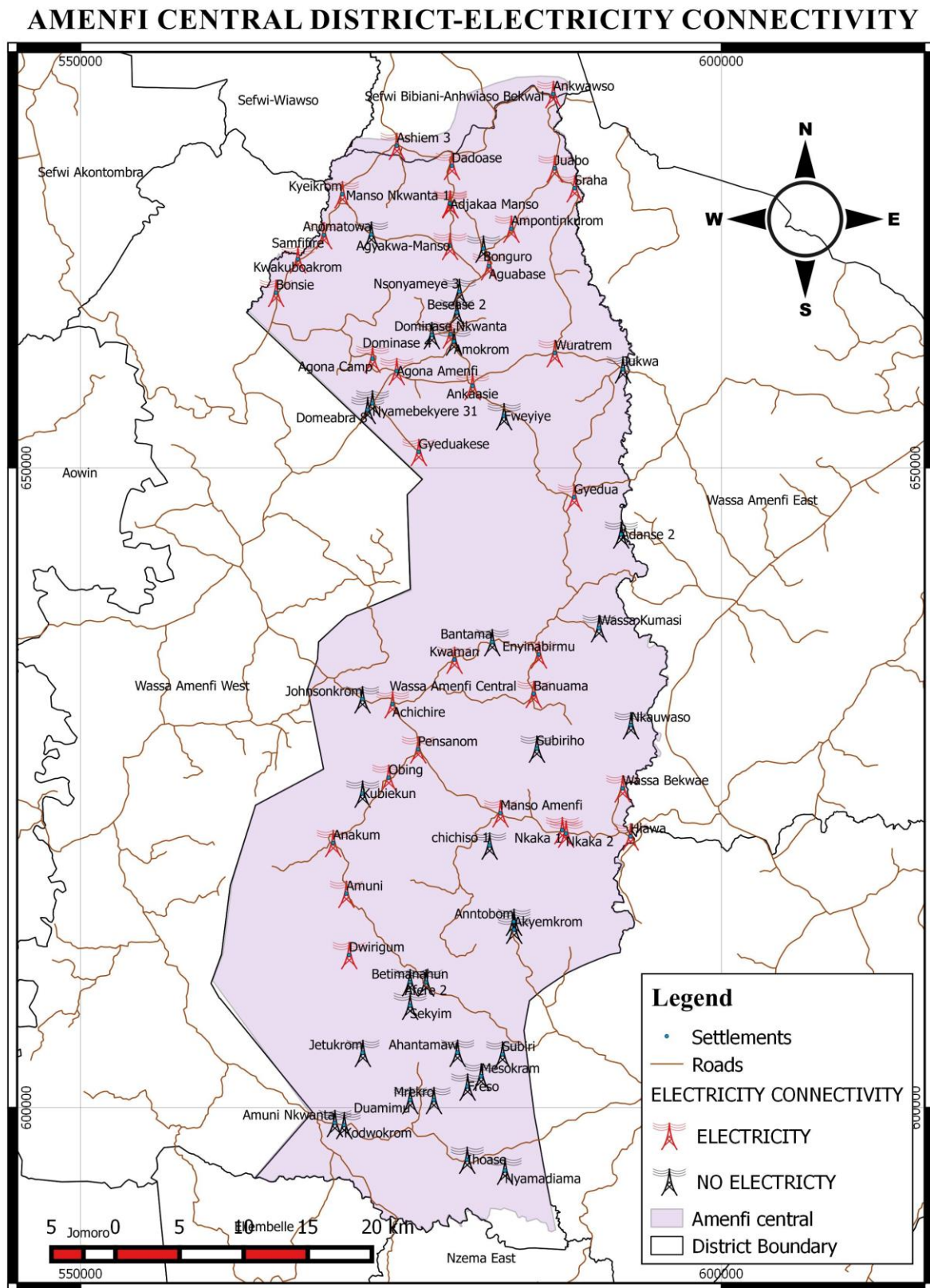
### **1.10.6 Energy**

The District Analytical Report of the 2010 Population and Housing Census indicates that 39.7% of households in the district are connected to electricity from the public mains. Electricity Supply to the district is often erratic and frequent power outages are not uncommon. The district capital, Manso Amenfi and some other major communities have been connected to the national grid. However, a considerable number of communities are yet to be connected to the national grid. In spite of the promotion of liquefied petroleum gas as a better source of fuel for cooking, wood (79.7%) and charcoal (13.6%) are the dominant sources of fuel for cooking by households in the district. Only 2.2 percent of households use gas as their source of fuel for cooking (GSS, 2010 PHC). The district has no LPG station. This compels users of LPG to go to Asankrangwa in the Amenfi West District to purchase the product.

The government, through the Rural Electrification Project is in the process of connecting a number of communities to the national grid. Chichiso No. 1 and 2, Awiafutu, Grant, Adidaase and Achyemkrom are among the communities to benefit from the project. Expansion works on the existing lines in the major communities are underway.

The overreliance on the wood and charcoal as major sources of fuel for domestic activities has led to the prevalence of deforestation in the District.

Figure 1. 17: Electricity Connectivity Map of Amenfi Central District



Source: DPCU, 2014.

## **1.11 Telecommunication**

### **1.11.1 Information and Communication Technology**

Information and Communication Technology (ICT) has been defined to include the full range of electronic technologies and techniques used to manage information and knowledge. It is important to note that the use of ICT has been integrated into virtually every facet of commerce, education, governance and civic activity in developed countries and has become a critical factor in creating wealth worldwide. The government of Ghana both past and present and other agencies have over the years made several strides to develop the ICT infrastructure so as to bridge the technological divide between Ghana and the developed world.

### **1.11.2 Ownership of Mobile Phones**

Table 1.8 presents information on population 12 years and older by mobile phone ownership, internet facility usage, and sex as captured in the 2010 Population and Housing Census. The Table indicates that, out of a total of 44, 749 people who are 12 years and above, 10, 935 of them own mobile phones. The male sex dominates in the ownership of mobile phones (64.5%) as compared to females (35.5%).

Five out of the six telecommunication networks have coverage in certain parts of the district. These are, Airtel, MTN, Tigo, Vodafone and Kasapa. Most of the communities in the district are in the rural areas with very poor telecom networks. Only the District capital and some major towns can boast of full network coverage. This has a negative impact on security and economic development of the district.

### **1.11.3 Use of Internet**

A total of 431 people aged 12 years and above use internet services in the district. Out of this figure, 78.4 percent are males while 21.6 percent are females. The wide margin in the percentages could be attributed to the male dominance in the technological world as compared to the female.

**Table 1. 8: Population 12 years and older by mobile phone ownership, internet facility usage, and Sex**

I C T Indicators	Population 12 years and older		Population having mobile phone		Population using internet facility	
	Number	Percent	Number	Percent	Number	Percent
Total	44,749	100.0	10,935	100.0	431	100.0
Male	23,159	51.8	7,055	64.5	338	78.4
Female	21,590	48.2	3,880	35.5	93	21.6

Source: Ghana Statistical Service, 2010 Population and Housing Census.

## 1.12 Social Services

### 1.12.1 Introduction

Social services can be referred to as a range of public services provided by any national or regional government to improve the living standards of its citizens and include healthcare, education, public housing etc.

### 1.12.2 Health

The district has no District Health Directorate; hence, the Amenfi West District Health Directorate takes oversight responsibility of the Amenfi Central District. The district has six health sub-districts namely Manso Amenfi, Adjakaa Manso and Anyinabrim Sub-Districts with a total of 13 health facilities comprising of Health Centres, CHPS compound and Clinics. Below is the distribution of health facilities in the district in accordance with the various sub-districts.

#### A. Manso Amenfi Sub-District

Facility	Location	Ownership	Status
1. CHPS	Hiawa	Government	New
3. Health Center	Manso Amenfi	Government	Old

### **B. Adjakaa Manso Sub-District**

<b>Facility</b>	<b>Location</b>	<b>Ownership</b>	<b>Status</b>
1. CHPS	Ankwaaso	Government	New
2. CHPS	Wuratrem	Government	Old
3. CHPS	Ayiem	Government	New
4. CHPS	Area 7	Government	New
5. Health Center	Juabo	Government	Old
6. Health Center	Adjakaa Manso	Government	Old

### **C. Bonsie Sub-District**

<b>Facility</b>	<b>Location</b>	<b>Ownership</b>	<b>Status</b>
1. CHPS	Bonsie	Government	Old
2. CHPS	Kyiekrom	Government	Old
3. CHPS	Sompre	Government	Old

### **D. Anyinabrim Sub-District**

<b>Facility</b>	<b>Location</b>	<b>Ownership</b>	<b>Status</b>
1. CHPS	Anyinabrim	Government	Old
2. Clinic	Bonuama	Private	Old
3. CHPS	Akyekyere	Government	Old
4. CHPS	Kwamang	Government	Old

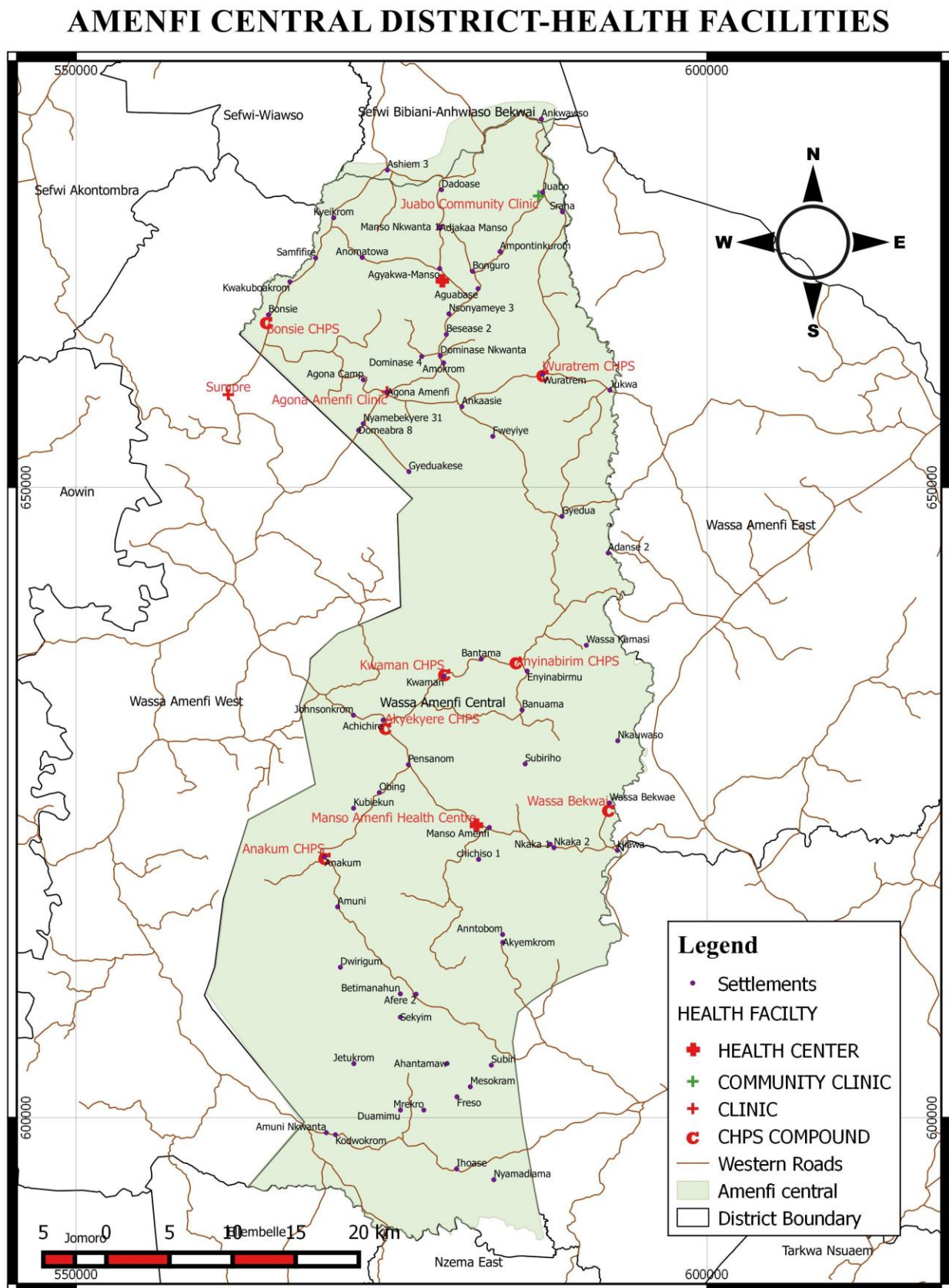
### **E. Anakum Sub-District**

<b>Facility</b>	<b>Location</b>	<b>Ownership</b>	<b>Status</b>
1. CHPS	Anakum	Government	Old

### **F. Agona Amenfi Sub-District**

<b>Facility</b>	<b>Location</b>	<b>Ownership</b>	<b>Status</b>
1. CHPS	Dominase Nkwanta	Government	New
2. Health Center	Agona Amenfi	Government	Old
3. CHPS	Agona Camp	Government	Old (reopened)

Figure 1. 18: Health Facilities Map of Amenfi Central District



Source: DPCU, 2014.

### **1.12.2a Challenges**

The health sector like many sectors of the economy is faced with many challenges. This has negatively affected the quality of healthcare in the District. These problems include the following;

#### **1.12.2b Deplorable Health Infrastructure**

Most of the health facilities in the district are dilapidated. Quite a number of them need serious renovation in order to improve health delivery. The Health Directorate has made some renovations district wide but more needs to be done.

#### **1.12.2c Inadequate Staff Accommodation**

There is inadequate staff accommodation district wide. Many of the health facilities do not have accommodation for health professionals. This problem is further aggravated by the poor conditions of most of the premises available. This has made it very difficult for some health personnel posted to the communities to stay and work.

#### **1.12.2d Inadequate Logistics**

The District had its own Health Directorate in 2014 before this; Amenfi West District took oversight responsibility of the district. These are inadequate logistics but nonetheless, they have helped tremendously to reach the very remote areas in the District and have therefore aided the Directorate to bring healthcare to the door steps of the people.

### **1.13 Education**

It has been reiterated on various platforms that education is the key to development. As a result, the Government of Ghana, through various interventions has relentlessly promoted education in the country. Some of these interventions include the school feeding programme, the one laptop per child project and the free school uniform project. It is an undisputable fact that enrolment in various schools has improved significantly as a result of these interventions.

Despite the above interventions by the central government, Amenfi Central District still has a significant number of its population being illiterate. According to the 2010 Population and Housing Census, out of the total population of 46,201 people who are 11 years and above,

13,824 (representing 30%) are not literate. This can be attributed to many factors. Notably amongst them are the following:

- Few or limited opportunities for higher post- primary education.
- Inadequate and dilapidated educational infrastructure.
- Limited number of qualified/professional teachers creating room for non-professional teachers to teach in their place.
- Inadequate logistics to support educational delivery.
- Inadequate furniture for the pupils.
- Higher school dropout rate among the girl-child in basic schools.

### 1.13.1 Number of Schools in the District

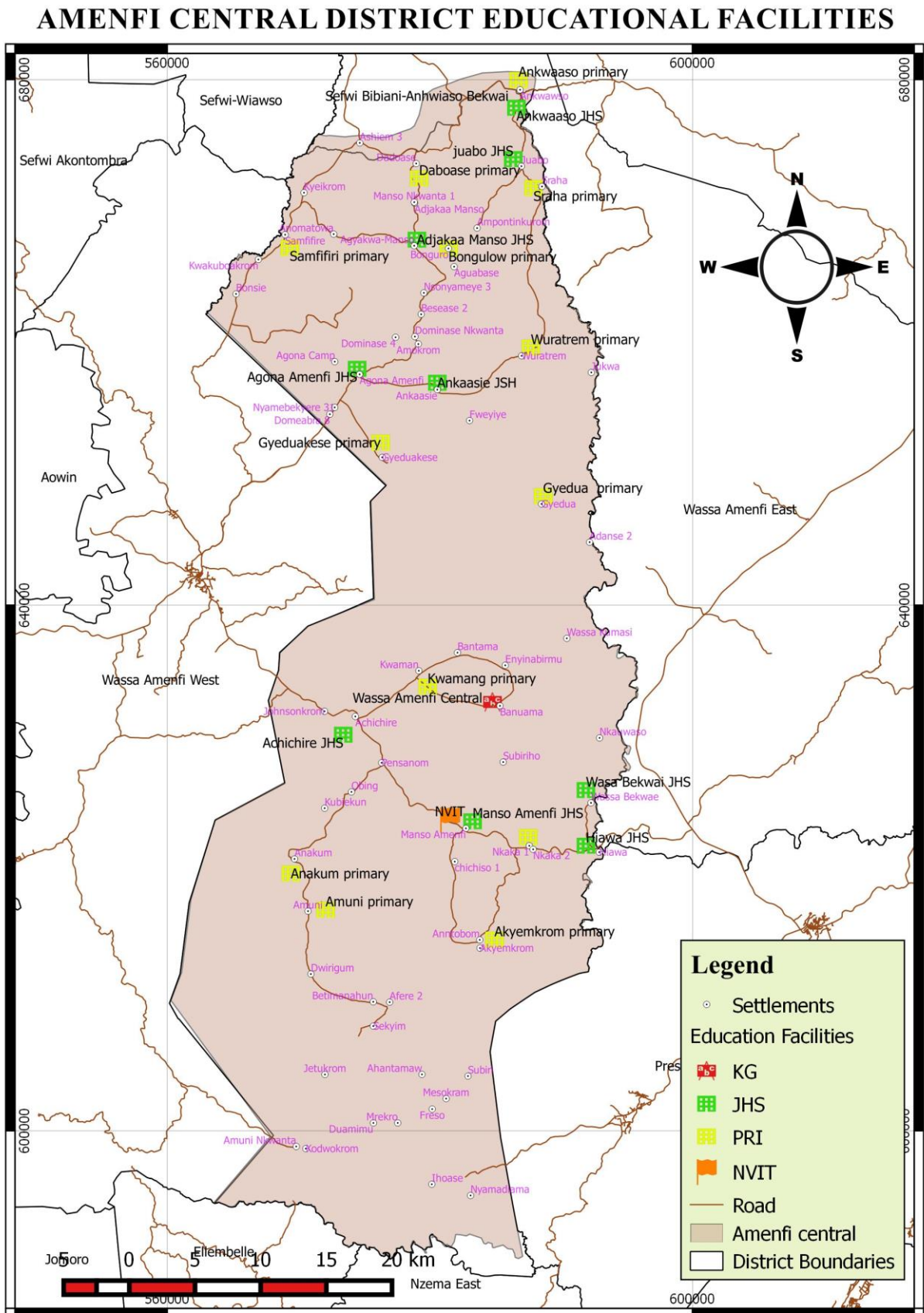
The district has 116 Kindergarten schools made up of 87 public schools and 29 private schools. Out of the 115 Primary schools in the district, 86 are public schools while 29 are private. The only vocational school in the district is the National Vocational Training Institute (NVTI) at Manso Amenfi. The breakdown of number of schools in terms of Public and Private schools is shown in the Table 1.9 below.

**Table 1.9: Number of Schools, 2013/2014 Academic Year**

LEVEL	PUBLIC	PRIVATE	TOTAL
KG	87	29	116
PRY	86	29	115
JHS	41	22	63
SHS	-	0	-
TVE	1	0	1

Source: GES, Manso Amenfi, 2013.

**Figure 1. 19: Educational Facilities Map of Amenfi Central District**



Source: DPCU, 2014.

### 1.13.2 Enrolment in Schools

Table 1.10 shows enrolment in schools in the district for the 2013/2014 academic year. The Table indicates that there are 8,830 pupils in kindergarten, 19,426 pupils in primary, and 6,062 pupils in junior high school while 298 students are in technical/vocational school. The district has no senior high school hence there is no record of students in that level. The Table again depicts a pyramid trend; many pupils are found at the base of the educational structure. However, as they progress to higher levels, the student population reduces. This does not augur well for the district and the nation as a whole. It implies that there is a high school dropout rate in the district. Again, it could also mean that, due to the non-availability of a senior high school in the district, students have to migrate to other districts for senior high school education.

**Table 1. 10: Enrolment in Schools, 2013/2014 Academic Year**

LEVEL	PUBLIC			PRIVATE			TOTAL (Public & Private)
	BOYS	GIRLS	TOTAL	BOYS	GIRLS	TOTAL	
KG	3,588	3,626	7,214	816	800	1,616	<b>8,830</b>
PRY	8,132	7,645	15,777	1,940	1,709	3,649	<b>19,426</b>
JHS	2,408	2,065	4,473	839	750	1,589	<b>6,062</b>
SHS	-	-	-	-	-	-	-
TVET	225	73	298	-	-	-	<b>298</b>

Source: GES, Manso Amenfi, 2013

### 1.13.3 Staffing in Schools

Table 1.11 shows the staffing in the various educational levels in the District. According to the Table, there are more untrained teachers (97) in the public kindergartens than trained teachers (25). Trained teachers in public primary schools are 165 while the untrained ones are 213. The public junior high schools however have 114 trained teachers as compared to 65 untrained teachers.

The private schools on the other hand do not have any trained teacher at the kindergarten and junior high school level and have only one trained teacher in the primary school level.

The dominance of untrained teachers in almost all levels of the educational structure indicates that the district is in need of trained teachers. This also implies that most trained teachers do

not accept posting to many of the communities in the district and therefore refuse to report. This phenomenon is attributable to the rural nature of most communities in the District.

**Table 1. 11: Staffing, 2013/2014 Academic Year**

LEVEL	PUBLIC						PRIVATE					
	TRAINED			UNTRAINED			TRAINED			UNTRAINED		
	M	F	T	M	F	T	M	F	T	M	F	T
KG	3	22	25	5	92	97	0	0	0	2	44	46
PRY	128	37	165	154	59	213	1	0	1	95	37	132
JHS	109	5	114	56	9	65	0	0	0	88	5	93

Source: GES, Manso Amenfi, 2013

#### 1.13.4 Educational Level

Table 1.12 gives information on population 3 years and older by level of education, school attendance and sex. The Table shows that there are 26,747 persons 3 years and above in the district that are currently in school with males constitute 53.9 percent and females constituting 46.1 percent.

The table shows that the highest proportion (49.2%) of the population 3 years and older are in primary, followed by those in JSS/JHS (18.7%) and SSS/SHS (5.9%). The lowest percentages are reported for those in Post Middle/Secondary Certificate (0.3%), Vocational/Technical/Commercial education (0.5%) and Tertiary (0.6%). Generally, higher proportions of students are reported to be in school at the lower levels but their numbers become smaller as they get to the higher levels. This may be indicative of the tendency of some students not completing some of the levels. It also portrays a high school dropout rate in the district.

Slightly higher proportions of females (50.2%) are in primary school than their male counterparts (48.3%). On the other hand, more male (19.2%) than females (18.1%) are reported to be attending JSS/JHS. The Table again indicates that there is a higher percentage (0.9%) of males in Tertiary than females (0.3%). This trend indicates that the rate of female school dropout in the district is higher than that of males.

The data on School Attended in the Past shows that 38.7 percent of the population aged 3 and above have had primary education, 17.7 percent have had JSS/JHS education while 6.9 percent have attended SSS/SHS.

**Table 1. 12: Population 3 years and older by level of education, school attendance and sex**

Level of education	Currently attending						Attended in the past					
	Both sexes		Male		Female		Both sexes		Male		Female	
	Number	%	Number	%	Number	%	Number	%	Number	%	Number	%
Total	26,747	100.0	14,404	100.0	12,343	100.0	20,035	100.0	11,428	100.0	8,607	100.0
Nursery	3,087	11.5	1,620	11.2	1,467	11.9	-	0.0	-	0.0	-	0.0
Kindergarten	3,626	13.6	1,907	13.2	1,719	13.9	-	0.0	-	0.0	-	0.0
Primary	13,158	49.2	6,964	48.3	6,194	50.2	3,541	17.7	1,613	14.1	1,928	22.4
JSS/JHS	5,006	18.7	2,768	19.2	2,238	18.1	7,759	38.7	3,917	34.3	3,842	44.6
Middle	-	0.0	-	0.0	-	0.0	5,844	29.2	3,871	33.9	1,973	22.9
SSS/SHS	1,496	5.6	881	6.1	615	5.0	1,392	6.9	920	8.1	472	5.5
Secondary	-	0.0	-	0.0	-	0.0	540	2.7	407	3.6	133	1.5
Vocational/Technical/ Commercial	132	0.5	81	0.6	51	0.4	380	1.9	239	2.1	141	1.6
Post middle/secondary certificate	75	0.3	48	0.3	27	0.2	260	1.3	205	1.8	55	0.6
Tertiary	167	0.6	135	0.9	32	0.3	319	1.6	256	2.2	63	0.7

Source: Ghana Statistical Service, 2010 Population and Housing Census

### **1.14 Water and Sanitation**

Inadequate access to safe water and good sanitation and environment practice is a perennial problem in rural and urban areas of the country. Poor access to safe water and lack of adequate environmental sanitation lead to poor health and low productivity, which in turn deepens poverty. Ghana Shared Growth and Development Agenda (GSGDA) have therefore prioritised access to safe water and environmental sanitation as strategic policy areas to be tackled in its efforts to develop the human resources of the country.

The main sources of drinking water in the district include small town water system, boreholes, hand dug wells, streams and rivers. In many cases, the rivers and streams are polluted by the activities of the galamsey operators. This has led to an acute water shortage in communities that solely depend on these rivers and streams as their source of water. The situation is further aggravated during the dry season.

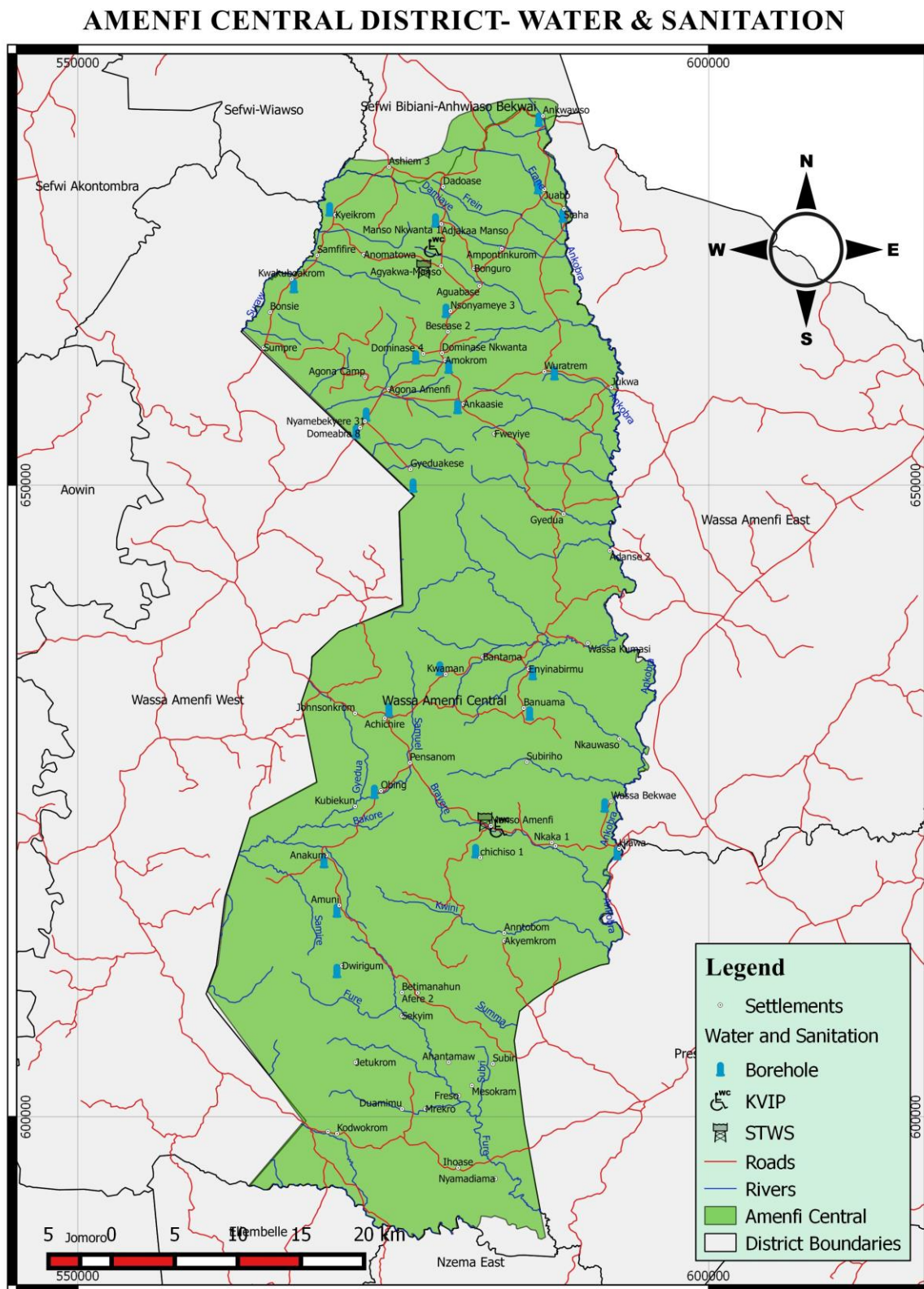
In an attempt to arrest the situation, the Amenfi Central District Assembly in collaboration with the Community Water and Sanitation Agency (CWSA) has constructed a number of boreholes in the year 2013. 11 mechanised boreholes in 11 communities were constructed by the CWSA with funding from COCOBOD and Government of Ghana. Contractors are drilling 10 boreholes in nine communities in the district under the Sustainable Rural Water and Sanitation Project (SRWSP) of the Community Water and Sanitation Agency. Additionally, the District Assembly has embarked on a project to rehabilitate all broken down boreholes in the district. At the moment, a number of communities have had their broken boreholes repaired and many more are yet to benefit. This is to ensure sustainability in the provision of portable water district wide.

Furthermore, the Government of Ghana has received grants from the World Bank for the construction of a Small Town Water System in Adjakaa Manso. The Amenfi Central District Assembly in collaboration with the Western Regional office of the Community Water and Sanitation has finalised documentation on the project and work will begin in the first quarter of 2014.

Sanitation situation is generally poor in the District. However, the District Assembly through Zoomlion Ghana Limited has provided 12 refuse collection containers which have been placed at vantage points in the major towns of the District. With the provision of a final

disposal site for waste generated in the major towns, especially the district capital, waste collection and management has improved tremendously.

**Figure 1. 20: Water and Sanitation Map of Amenfi Central District**



Source: DPCU, 2014.

## **1.15 Vulnerability Analysis**

### **1.15.1 Introduction**

Concerns about social protection, and in particular, vulnerability and social exclusion has increased in Ghana and Amenfi Central District is no exception. Experiences of vulnerability and exclusion are invariably, intrinsically linked to poverty in the district. It is clear that such condition also emanates from denial of rights and entitlements, on account of gender and age discrimination, ethnic politics, unstable environments and disability among others. In most cases, women and children are the most vulnerable in society. Current indicators of vulnerability in the District include: Child Labour, People Living with HIV/AIDS and People with Disabilities.

### **1.15.2 Child Labour**

There are many cases of child labour in the District. This is due to the brisk business in cocoa farming and mining activities. In communities such as Hiawa , Nkakaa, Agona Amenfi and Adjakaa Manso where small scale mining(galamsey) thrives most, many children of school going age are found engaged in this activity. Other communities with high level of child labour cases include Adidaase, Antobam, Kyekyeso and Obeng.

The International Labour Organisation, through the International Cocoa Initiative, in collaboration with the Amenfi Central District Assembly has embarked on a number of activities aimed at sensitising members of these communities on the negative effects of child labour. The project was implemented with the help of Global Responses Initiative (a local NGO operating in the District). The 44 month project which begun in December 2010 will end in August 2014. So far, people in selected cocoa growing communities with prevalent worst forms of child labour have been provided with alternative sources of livelihood. Parents of children who were rescued from child labour were taught vocations such as soap making and bee keeping. Children rescued from child labour have also been provided with learning materials and have been put back to school.

### **1.15.3 People Living with Disability**

Table 1.13 shows the population by type of locality, disability type and sex. It indicates that two percent of the total population (69, 014) of the district is disabled. Out of 1,364 disabled

people in the district, 54 percent are males while 46 percent are females. This figure indicates that a relatively higher proportion of males in the district are disabled than the females.

**Table 1. 13: Population by type of locality, disability type and sex**

Disability Type	Both sexes		Male		Female	
	Number	percent	Number	percent	Number	percent
<b>Total</b>	69,014	100.0	35,866	100.0	33,148	100.0
No disability	67,650	98.0	35,130	97.9	32,520	98.1
With a disability	1,364	2.0	736	2.1	628	1.9
Sight	530	38.9	297	40.4	233	37.1
Hearing	228	16.7	115	15.6	113	18.0
Speech	224	16.4	137	18.6	87	13.9
Physical	359	26.3	186	25.3	173	27.5
Intellectual	221	16.2	112	0.3	109	0.3
Emotional	179	13.1	94	12.8	85	13.5
Other	105	7.7	58	7.9	47	7.5
<b>Urban</b>						
<b>Total</b>	6,090	100.0	3,040	100.0	3,050	100.0
No disability	6,007	98.6	2,998	98.6	3,009	98.7
With a disability	83	1.4	42	1.4	41	1.3
Sight	37	44.6	18	42.9	19	46.3
Hearing	4	4.8	2	4.8	2	4.9
Speech	9	10.8	6	14.3	3	7.3
Physical	25	30.1	15	35.7	10	24.4
Intellectual	5	6.0	1	0.0	4	0.1
Emotional	5	6.0	1	2.4	4	9.8
Other	21	25.3	10	23.8	11	26.8
<b>Rural</b>						
<b>Total</b>	62,924	100.0	32,826	100.0	30,098	100.0
No disability	61,643	98.0	32,132	97.9	29,511	98.0
With a disability	1,281	2.0	694	2.1	587	2.0
Sight	493	38.5	279	40.2	214	36.5
Hearing	224	17.5	113	16.3	111	18.9
Speech	215	16.8	131	18.9	84	14.3
Physical	334	26.1	171	24.6	163	27.8
Intellectual	216	16.9	111	0.3	105	0.3
Emotional	174	13.6	93	13.4	81	13.8
Other	84	6.6	48	6.9	36	6.1

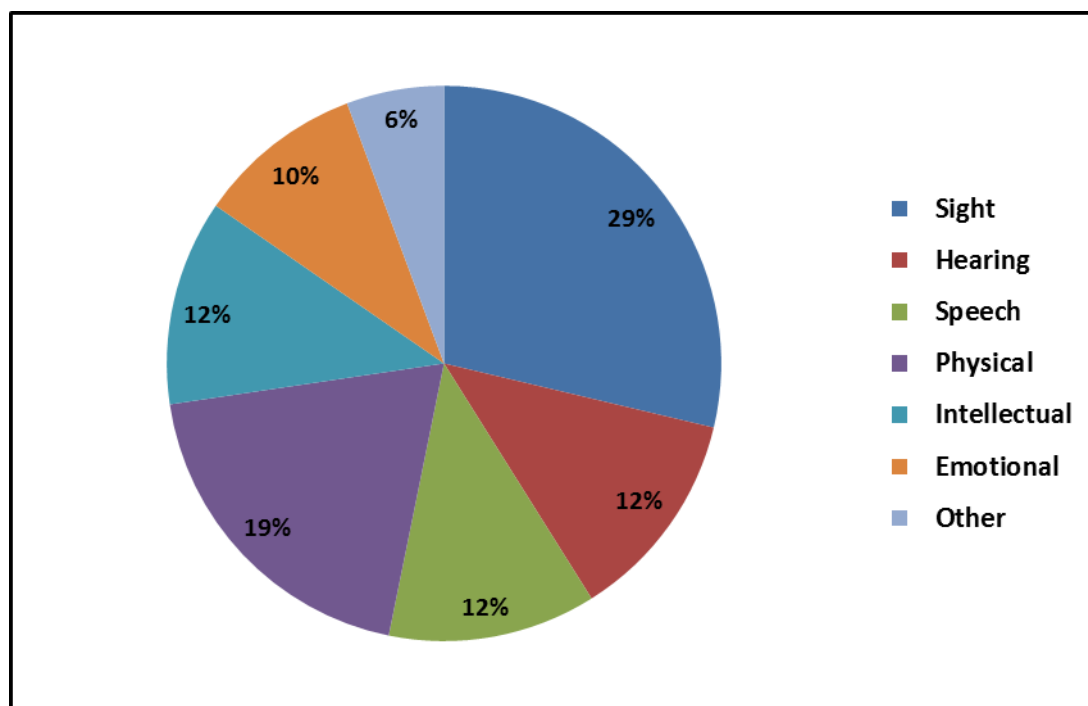
Source: Ghana Statistical Service, 2010 Population and Housing Census.

### 1.15.3a Type of Disability

There are more people living with sight disability (530) than any other disability in the district. Among those with sight disability, the male population constitutes 40.4 percent while the female constitutes 37.1 percent. This is followed by physical disability (359). Again, there are less males (25.3%) with physical disability than their female counterparts (27.5%). Only a

few people suffer from other forms of disability (7.7%), followed by emotional disability (13.1%).

**Figure 1. 21: Type of Disability**



Source: Ghana Statistical Service, 2010 Population and Housing Census.

### 1.15.3b Distribution by Type of Locality

Table 1.13 also depicts that there are more people (1,281) with disability in the rural areas than the urban areas (83). This is because the district has a large percentage of its population in the rural areas.

In the urban areas, there are a total of 83 people living with disabilities. Males with sight disability are 42.9 percent while 35.7 percent have physical disability. Males with hearing disability (4.8%) constitute the lowest percentage of disabled men in the urban areas. In the same urban areas, the female population having sight disability is 46.3 percent, followed by 24.4 percent for physical disability and a lowest percentage of 4.9 for hearing disability.

In the rural areas, there are a total of 1,281 people living with disability. There are more males with sight disability (40.2%) than females (36.5%). Males with physical disability

constitute 24.6 percent while the females constitute 18.9 percent. Again, people with hearing disability accounts for the lowest percentage; males (16.3%) and females (18.9%)

### **1.15.3c Disability and Activity Status**

Table 1.14 presents information on persons 15 years and older with disability by economic activity status in the Amenfi Central District. The district has a total disability population of 1,364, out of which 79.6 percent are 15 years and older. 60.2% of the disabled people (15 years and above) are employed, 1.3% are unemployed and 38.5% are economically not active. Those with sight disability are 460 with 66.5% employed, 1.7% unemployed and 31.7% economically not active. There are 296 physically disabled people with 46.1% employed and 53.7% economically not active. None (0.0%) of them is unemployed.

Among the male population, a total of 584 are disabled with 71.4% employed, 2.9% unemployed and 25.7% economically not active. Those with sight disability are 265 with 70.2% of them employed, 2.6% unemployed and 27.2% economically not active. A total of 149 physically disabled people were enumerated with 55.0% employed and 45% economically not active. None (0.0%) is unemployed.

There are 502 females who are disabled. 52.0% of them are employed, 47.6% are economically not active while none (0.0%) is unemployed. 195 of the females have sight disability with 61.5% of them employed and 37.9% economically not active. None (0.0%) of them is unemployed. Among the female physically disabled, 147 of them were enumerated, out of which 37.4% are employed and 62.6% are economically not active. None (0.0%) of them is unemployed.

The Table indicates that, among both sexes, there is no unemployed physically disabled person; either the person was employed or economically not active.

**Table 1. 14: Persons 15 years and older with disability by economic activity status and Both Sexes**

Both Sexes/Disability type	All Status		Employed		Unemployed		Economically Not Active	
	Number	Percent	Number	Percent	Number	Percent	Number	Percent
<b>WESTERN</b>								
<b>Both Sexeses</b>								
Total	39,637	100.0	27,723	69.9	1,229	3.1	10,685	27.0
No disability	38,551	100.0	27,069	70.2	1,215	3.2	10,267	26.6
With a disability	1,086	100.0	654	60.2	14	1.3	418	38.5
Sight	460	100.0	306	66.5	8	1.7	146	31.7
Hearing	155	100.0	78	50.3	1	0.6	76	49.0
Speech	141	100.0	97	68.8	1	0.7	43	30.5
Physical	296	100.0	137	46.3	0	0.0	159	53.7
Intellectual	153	100.0	90	58.8	0	0.0	63	41.2
Emotional	133	100.0	77	57.9	1	0.8	55	41.4
Other	86	100.0	51	59.3	3	3.5	32	37.2
<b>Male</b>								
Total	20,567	100.0	14,680	71.4	600	2.9	5,287	25.7
No disability	19,983	100.0	14,287	71.5	588	2.9	5,108	25.6
With a disability	584	100.0	393	67.3	12	2.1	179	30.7
Sight	265	100.0	186	70.2	7	2.6	72	27.2
Hearing	67	100.0	41	61.2	1	1.5	25	37.3
Speech	87	100.0	62	71.3	1	1.1	24	27.6
Physical	149	100.0	82	55.0	0	0.0	67	45.0
Intellectual	72	100.0	45	62.5	0	0.0	27	37.5
Emotional	67	100.0	41	61.2	0	0.0	26	38.8
Other	45	100.0	26	57.8	3	6.7	16	35.6
<b>Female</b>								
Total	19,070	100.0	13,043	68.4	629	3.3	5,398	28.3
No disability	18,568	100.0	12,782	68.8	627	3.4	5,159	27.8
With a disability	502	100.0	261	52.0	2	0.4	239	47.6
Sight	195	100.0	120	61.5	1	0.5	74	37.9
Hearing	88	100.0	37	42.0	0	0.0	51	58.0
Speech	54	100.0	35	64.8	0	0.0	19	35.2
Physical	147	100.0	55	37.4	0	0.0	92	62.6
Intellectual	81	100.0	45	55.6	0	0.0	36	44.4
Emotional	66	100.0	36	54.5	1	1.5	29	43.9
Other	41	100.0	25	61.0	0	0.0	16	39.0

Source: Ghana Statistical Service, 2010 Population and Housing Census.

### 1.16 People Living with HIV/AIDS

A total of 1,796 people were tested for HIV/AIDS in the year 2013 in the Amenfi Central District. This was made up of 5 males (constituting 0.28%) and 1,791 females (constituting

99.72%). Out of this figure, 21 people tested positive (all females) while the rest tested negative.

### **1.17 Summary of Key Development Problems**

The key developmental problems of the district as identified through the situational analysis undertaken bothers on the following:

- Poor and inadequate market structures
- Inadequate access to electricity
- Poor road network
- Inadequate communication network/ICT
- Low access to potable water supply and sanitation facilities
- Haphazard land development
- Low adaptation of improved technologies
- Inadequate knowledge on pesticide use
- Low livestock production
- Undeveloped agro-processing industry
- Encroachment of forest reserves
- Inadequate technical and managerial skills
- High level of untrained youth
- Low access to micro credit
- Low level of formal education
- Inadequate trained teachers
- Inadequate and poorly maintained school infrastructure
- Inadequate health facilities, equipment and logistics
- Inadequate health staff
- Low adaptation to Family Planning methods
- Inadequate furniture for schools
- Low Revenue Mobilization
- Ineffective Town and Area Councils
- Inadequate Office and Residential Accommodation
- High incidence of poverty
- Incidence of Child Labour
- Presence of people living with HIV/AIDS (PLHIV)

- Presence of persons living with disability (PWDs)
- Land degradation due to illegal mining activities
- High level of unemployment
- High incidence of bushfires
- Weak water resource management
- Pollution of water bodies due to illegal mining activities
- Deforestation of vegetation cover along river/streams
- Low level of women participation in decision making
- Inadequate infrastructure and logistics for security services

### 1.18 Linking Key Development Problems/Issues/Gaps to Community Aspiration

The needs and aspirations of the communities were identified in meetings held with the various Area Councils and were harmonized at stakeholders' consultative workshops at Manso Amenfi, the District Capital. This was done in relation to the key gaps/problems identified under the review of performances of the GSGDA I. To ensure harmony, each community need and aspiration was scored against the key gaps/problems identified under the review of performance and the District Profile.

The table below gives a summary of problems/issues/gaps as identified from the current situation in the District. These issues were linked to the thematic areas of the National Medium Term Development Policy Framework, GSGDA II-2014-2017.

**Table 1. 15: Key Development Issues and Community Aspirations**

KEY DEVELOPMENT ISSUES	COMMUNITY ASPIRATIONS
<p><b>ENHANCING COMPETIVENESS IN GHANA'S PRIVATE SECTOR</b></p> <p><b>Private Sector Development:</b>            Low access to micro credit            Inadequate technical and managerial skills            Poor and inadequate market structures</p> <p><b>Productive Employment Generation and Expansion in Social Protection:</b></p>	<p><b>ENHANCING COMPETITION IN GHANA'S PRIVATE SECTOR</b></p> <p><b>Private Sector Development:</b>            Liaise with financial institutions to provide business support funds            Ensure the formation of associations            Develop potential markets area</p> <p><b>Productive Employment Generation and Expansion in Social Protection:</b></p>

<p>High level of untrained youth</p> <p>High level of unemployment</p> <p><b>Develop. Micro, Small and Medium Enterprises:</b> Low access to micro credit</p>	<p>Training of the youth in artisanal skills with start-up capital.</p> <p><b>Develop. Micro, Small and Medium Enterprises:</b> Ensure the formation of associations</p> <p>Link businesses to financial institutions for business support funds</p>
<p><b>ACCELERATED AGRICULTURE MODERNIZATION AND SUSTAINABLE RESOURCE MANAGEMENT</b></p>	<p><b>ACCELERATED AGRICULTURE MODERNIZATION AND SUSTAINABLE RESOURCE MANAGEMENT</b></p>
<p><b>Accelerated Modernized Agriculture:</b> Low adaptation of improved technologies Inadequate knowledge on pesticide use</p> <p><b>Livestock production:</b> Low levels in livestock production</p> <p><b>Agro Processing and Industrialization:</b> Undeveloped agro-processing facilities</p> <p><b>Effective Natural Resource Management and Environmental Governance:</b> Land degradation due illegal mining activities Encroachment of forest reverses Pollution of water bodies due to illegal mining activities</p> <p><b>Climate variability and change:</b> Lack of awareness on climate change and its impact High incidence of bushfires</p>	<p><b>Accelerated Modernized Agriculture:</b> Access to improved crop seeds Supply of inputs Access to extension service Access to credit facility</p> <p><b>Livestock production:</b> Access to improved livestock breeds Access to credit Access to extension services Access to veterinary services</p> <p><b>Agro Processing and Industrialization:</b> Access to credit facilities Easy access to machinery Access to export market Easy access to market information and new technologies</p> <p><b>Effective Natural Resource Management and Environmental Governance:</b> Educate/Ensure reclamation of degraded land by small scale miners/“Galamsey” Strict enforcement of byelaws Reduction in the activities of the chainsaw operators</p> <p><b>Climate variability and change:</b> Create awareness on climate change adaptation Develop and implement environmental sanitation strategies to adapt to climate change Create awareness on effects of bush fires</p>
<p><b>INFRASTRUCTURE, ENERGY AND HUMAN DEVELOPMENT</b></p>	<p><b>INFRASTRUCTURE, ENERGY AND HUMAN DEVELOPMENT</b></p>
<p><b>Roads/Transportation:</b> Poor conditions of roads</p> <p><b>Water and Sanitation</b> Low access to potable water supply and sanitation facility Weak water resource management</p> <p><b>Energy</b> Inadequate access to electricity</p>	<p><b>Roads/Transportation:</b> Good road network</p> <p><b>Water and Sanitation</b> Construct and Drill boreholes to increase access to potable water in the District Access to public places of convenience in markets and Institutions Efficient waste collection system Organize environmental health education Enforcement of sanitation bye-laws</p> <p><b>Energy</b> Extension of electricity to Communities without Electricity</p>

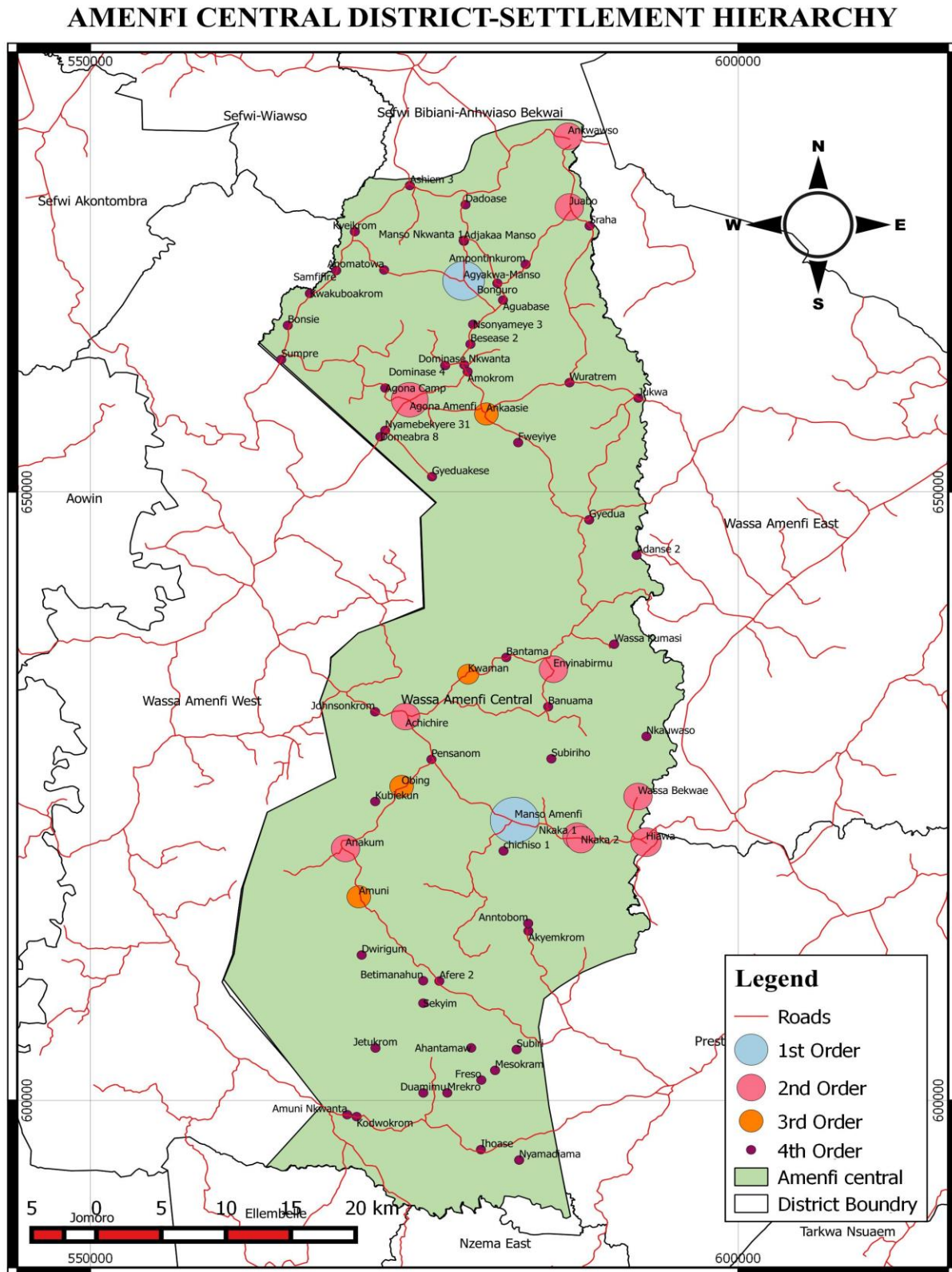
<p><b>Human settlement planning/development:</b> Haphazard development</p> <p><b>Science and Technology</b> Inadequate communication/ ICT</p>	<p>constant supply of electricity Affordable cost of electricity usage</p> <p><b>Human settlement planning/development</b> Simplified land administration procedures Timely processing of building permit</p> <p><b>Science and Technology</b> Improve accessibility to communication network and ICT services</p>
<p><b>HUMAN DEVELOPMENT, EMPLOYMENT AND PRODUCTIVITY</b></p>	<p><b>HUMAN DEVELOPMENT, EMPLOYMENT AND PRODUCTIVITY</b></p>
<p><b>Education:</b> Inadequate and poorly maintained school infrastructure</p> <p>Inadequate furniture for schools</p> <p>Inadequate Office Accommodation</p> <p>Inadequate trained Teachers</p> <p>Low level of formal education</p> <p><b>Health:</b> Inadequate health worker</p> <p>Inadequate Office/Residential Accommodation For Health Workers</p> <p>Inadequate Health Facilities, Equipment And Logistics</p> <p><b>HIV &amp; AIDS/Tuberculosis</b> Presence of people living with HIV/AIDs (PLHIV)</p> <p><b>Population Management:</b> Low adaptation to family planning methods</p> <p><b>Child Development:</b> Incidence of child labour</p>	<p><b>Education:</b> Ensure sustainability of District Assembly’s sponsorship package Increase and institute award scheme for best Teachers Provide adequate housing and office accommodation for GES Provision of school infrastructure and learning materials to deprived schools Sustain the supply of furniture to schools Expansion of the school feeding programme</p> <p><b>Health:</b> Access to quality and affordable health care system Provision of accommodation facility for health workers Increase accessibility to health facilities</p> <p><b>HIV &amp; AIDS/Tuberculosis</b> Institute measures to reduce coercion and marginalization of PLWAs Encourage people to partake in voluntary counselling and testing</p> <p><b>Population Management:</b> Build the capacity of institutions to produce timely sex-disaggregated community data</p> <p>Create awareness on reproductive health</p> <p>ensure proper population management</p> <p><b>Child development:</b> Provision of support for child support programmes</p> <p>intensive sensitization and awareness of violation of child rights</p> <p>monitor/control activities that will lead to child labour</p>

<p><b>Disability:</b> Presence of people living with disability (PWD)</p>	<p><b>Disability:</b> provision of disability friendly facilities/infrastructure Support people living with disabilities through capacity building.</p>
<p><b>TRANSPARENT AND ACCOUNTABLE GOVERNANCE</b></p>	<p><b>TRANSPARENT AND ACCOUNTABLE GOVERNANCE</b></p>
<p><b>Strengthening Local Governance and Decentralization:</b> Inadequate office and residential Accommodation Ineffective Town and Area Councils Low revenue mobilisation</p> <p><b>Women Empowerment</b> Low level of participation by women in decision-making and governance</p> <p>Inadequate access to economic resources for women</p> <p><b>Public Safety And Security:</b> Inadequate logistics/Infrastructure for the security service</p>	<p><b>Strengthening Local Governance and Decentralization:</b> Improvement in office and residential accommodation Build the capacities of the town and area councils Decentralised decision making and planning processes Strengthen mechanisms for accountability</p> <p><b>Women Empowerment</b> Strengthen institutions dealing with women.</p> <p>Expand and sustain micro-finance schemes for women</p> <p><b>Public Safety And Security:</b> Provide adequate logistics and infrastructure for the security services</p>

**Table 1. 16: District Scalogram**

Settlement	Population (2010)	Proj. Population (2017)	Primary School	JHS	SHS/VOC	District Library	Post Office	Agric Extension	KVIP	W/C	Aqua Privy	Pipe/Borehole	Health Centre	CHPS Compound	Hospital	Private Clinic/Hospital	Filling Station	Financial Institution	Electricity	Police Station	Police Headquarters	Hotel/Guest House	Market Centres	Maternity Home	Insurance Company	Mining Company	No. of functions (facilities)	Total Weighted Centrality	Hierarchy Level
<b>Weight</b>																													
Manso Amenfi	5,050	5728	x	x	x		x	x	x			x	x		x	x	x	x	x			x	x				15	1st	
Agona Amenfi	3,982	4517	x	x				x				x	x		x		x	x	x				x				10	3rd	
Adjakaa Manso	2,982	3382	x	x				x	x			x	x		x		x	x	x				x				11	2nd	
Anakum	2,797	3756	x	x				x				x			x				x								6	5th	
Anyinabrim	2,776	3728	x	x				x				x		x					x								6	5th	
Juabo	2,749	3692	x	x				x				x	x						x								6	5th	
Hiawa	2,548	3422	x	x				x				x		x			x		x								7	4th	
Ankaasie	2,084	2799	x					x				x			x				x								5	6th	
Achichere	2,061	2768	x	x				x				x		x					x								6	5th	
Kwamang	2,048	2750	x					x				x							x								4	6th	
Wuratrem	1,802	2420	x	x				x				x							x								5	6th	
Ankwaaso	1,770	2377	x	x				x				x		x			x		x								7	4th	
Obeng	1,713	2301	x	x				x				x							x								5	6th	
Gyeduakese	1,543	2072	x					x				x							x								4	7th	
Bonuama	1,439	1933	x	x				x				x							x								5	6th	
Kwaku Boah	1,382	1856	x	x				x				x							x								5	6th	
Amuni	1,322	1775	x	x				x				x							x								5	6th	
Sureso	1,208	1622	x	x				x				x							x								5	6th	
Dokoreso	1,184	1590	x					x				x							x								4	7th	
Dominase	1,111	1492	x	x				x				x							x								5	5th	
Akyimkrom	1,099	1476	x					x				x															3	8th	
<b>No. of settlement</b>	<b>21</b>		<b>21</b>	<b>16</b>	<b>1</b>	<b>0</b>	<b>1</b>	<b>16</b>	<b>2</b>	<b>0</b>	<b>0</b>	<b>16</b>	<b>4</b>	<b>1</b>	<b>0</b>	<b>5</b>	<b>2</b>	<b>4</b>	<b>20</b>	<b>3</b>	<b>0</b>	<b>0</b>	<b>3</b>	<b>0</b>	<b>0</b>	<b>0</b>			
<b>Centrality Index</b>			<b>100</b>	<b>100</b>	<b>100</b>	<b>100</b>	<b>100</b>	<b>100</b>	<b>100</b>	<b>100</b>	<b>100</b>	<b>100</b>	<b>100</b>	<b>100</b>	<b>100</b>	<b>100</b>	<b>100</b>	<b>100</b>	<b>100</b>	<b>100</b>	<b>100</b>	<b>100</b>	<b>100</b>	<b>100</b>	<b>100</b>	<b>100</b>			
<b>Weighted Centrality Score</b>			<b>4.8</b>	<b>6.3</b>	<b>100</b>	<b>0</b>	<b>100</b>	<b>6.3</b>	<b>50</b>	<b>0</b>	<b>0</b>	<b>6.3</b>	<b>25</b>	<b>100</b>	<b>0</b>	<b>6.3</b>	<b>50</b>	<b>25</b>	<b>5</b>	<b>33.3</b>	<b>0</b>	<b>0</b>	<b>33.3</b>	<b>0</b>	<b>0</b>	<b>0</b>			

Figure 1. 22: Projected Population Map of Amenfi Central District



Source: DPCU, 2014.

## **CHAPTER TWO**

### **DEVELOPMENT PRIORITIES**

#### **2.1 Introduction**

The District Development priorities were sampled out through community and Area Council level dialogue. This was to enable the communities identify and prioritize their needs. The decentralized departments also submitted inputs which have been factored into this plan. These priorities were grouped under five thematic areas of the GSGDA II (2014-2017) namely:

- ENHANCING COMPETITIVENESS OF GHANA'S PRIVATE SECTOR
- ACCELERATED AGRICULTURAL MODERNISATION AND SUSTAINABLE NATURAL RESOURCE MANAGEMENT
- INFRASTRUCTURE AND HUMAN SETTLEMENTS
- HUMAN DEVELOPMENT, PRODUCTIVITY AND EMPLOYMENT
- TRANSPARENT AND ACCOUNTABLE GOVERNANCE

#### **ENHANCING COMPETITIVENESS OF GHANA'S PRIVATE SECTOR**

- Provide MSMSEs with both technical and managerial skills
- Facilitate access to credit facilities
- Encourage artisans in the district to form associations
- Provision of market infrastructure

#### **ACCELERATED AGRICULTURAL MODERNIZATION AND SUSTAINABLE NATURAL RESOURCE MANAGEMENT**

- Promote the adoption of improved seeds and agricultural technologies
- Promote farm demonstration
- Train AEAs and Farmers in the use of pesticide and construction of simple storage facilities
- Promote formation of FBOs and Cooperatives
- Promote alternate livelihood programmes
- Promote afforestation

- Regulate and monitor the activities of small scale miners
- Enhance formation of CREMA

#### INFRASTRUCTURE AND HUMAN SETTLEMENTS

- Improved access to potable water in the district
- Connect communities to the National Electricity Grid
- Improve the road network in the District
- Improve environmental sanitation
- Promote construction of household latrine
- Prevent the development of unauthorized structures

#### HUMAN DEVELOPMENT, PRODUCTIVITY AND EMPLOYMENT

- Provision of school infrastructure
- Improve quality of education
- Improve health infrastructure and quality of health service
- Enhance youth employment
- Improve awareness on child labour issues

#### TRANSPARENT AND ACCOUNTABLE GOVERNANCE

- Construction of District Assembly Office Complex
- Construction of Bungalows for District Assembly Staff
- Construct Town/Area Council Offices
- Organize orientation for Assembly Members
- Improve Internal Revenue Generation
- Construct Offices for District Police Headquarters
- Encourage women participation in governance
- Enforce compliance with District Assembly's bye-laws
- Promote implementation of culture development in the district
- Public Education on child rights, child labour and dangers of child trafficking

## 2.2 Application of Potentials, Opportunities, Constraints and Challenges (POCC) Analysis

The identified prioritised issues were further subjected to the analysis of the Potentials, Opportunities, Constraints and Challenges (POCC) of the District with respect to each of the thematic areas of GSGDA II (2014-2017). This is to help in the formulation of appropriate strategies and programmes to enable the District achieve its developmental goals. The “Potential” refers to available resources which when well utilised will enhance the development of the District. “Opportunities” refer to external factors which can be harnessed to positively influence the development of the District. “Constraints” on the other hand are weaknesses emanating from internal factors which the District has to minimize or eliminate to facilitate its development. “Challenges” are external factors or obstacles which the District has little or no control over and may hamper its development efforts. The tables below depict the POCC analysis of Amenfi Central District.

**Table 2. 1: Enhancing Competitiveness of Ghana’s Private Sector**

<b>KEY ISSUE/ PROBLEM</b>	<b>POTENTIAL</b>	<b>OPPORTUNITIES</b>	<b>CONSTRAINT</b>	<b>CHALLENGES</b>
<b><u>SKILLS AND ENTREPRENEURIAL DEVELOPMENT</u></b>  Inadequate technical and managerial skills	-Committed SMSE  -Presence of line Agencies e.g. NBSSI  -Committed DA	-Favourable govt. Policy  -Presence of REP	-Inadequate Start up capitals  -Low employment avenues	-Low level of education.  -Inadequate govt. funds
<b>Conclusion:</b> Managerial and Technical skills is the brain behind every development and for that matter, Amenfi Central in collaboration with the development partners is working hard to improve the managerial and technical skills of its entrepreneurs.				
High level of Untrained Youth	-Committed Youth  -Presence of line Agencies like NBSSI  -Presence of Vocational and Technical School	Favourable govt. Policy  -Presence of REP in the district  -Presence of GYEEDA  -Availability of fund from GoG	-Inadequate logistics  -Inadequate youth training institution	-Inadequate govt. funds
<b>Conclusion:</b> Achieving this objective with the available resource on hand is the aim of Amenfi Central. This is done in conjunction with the central government and the other development partners.				
Low access to micro credit	-Presence of Rural banks  -Presence of NBSSI	-Favourable govt. Policy such as YES	-Cumbersome credit procedure	-Misapplication of funds by the beneficiaries.  -Inadequate funds from government.

				-High interest rate on loans.
<b>Conclusion:</b> Achieving the goal of high entrepreneurial skills development cannot be possible without making micro credit accessible to the youth equipped with the entrepreneurial skills. DA is working in collaboration with the BAC and the financial institutions in the district to see to the achievement of this objection.				

**Table 2. 2: Accelerated Agricultural Modernization and Sustainable Natural Resource Management**

KEY ISSUE/ PROBLEM	POTENTIAL	OPPORTUNITIES	CONSTRAINT	CHALLENGES
Low adaptation of improved technologies	-Committed Dist. Directorate of DDA.  -Willingness of farmers to learn new technologies	-Favourable govt. Policy	-Inadequate support staff  -Inadequate logistics  -Remoteness to some areas.	-Poor road network  - Poor Remuneration - Inadequate funds
<b>Conclusion:</b> The district in its bid to achieve the accelerated agricultural modernisation is targeting among other things to improve the adaptation of modern technology with the available potentials and opportunities by December, 2013.				
Inadequate knowledge on pesticide use	-Committed Agric Extension Staff  -Committed farmers	-Favourable govt. policy  -Presence of DDA in the District	-Inadequate DDA staff in the District  - Inadequate logistics	-untimely release of funds  -unavailability of pesticides in the market
<b>Conclusion:</b> Increasing the knowledge of farmers in the use of pesticides is one of the major priorities of the DA. The DA in collaboration with DDA has embarked on a District wide campaign to sensitise farmers.				
Low livestock production	-Committed Veterinary Officers -Committed Farmers	-Presence of DDA in the District	-Inadequate veterinary officers  - Inadequate logistics	-untimely release of funds
<b>Conclusion:</b> The DA aims at improving livestock production.				
Undeveloped Agro-processing Industry	-Availability of raw materials such as oil palm, cocoa husk etc.  - Availability of some farming groups/ cooperative	-Presence of DDA in the District -Willingness of Benso Oil Palm Plantation (BOPP) to set up a processing plant in the District. -Presence of RTF to support in manufacturing and maintenance of Agro-processing equipment	-Inadequate capital from government.  -Low income of farmers  -Litigation and land tenure systems.	-High cost of processing equipment  -Lack/inadequate venture capital firms in the district.
<b>Conclusion:</b> Agriculture in the District cannot be modernised without developing the agro-processing industries. The DA is liaising with agro-processing companies to set up branches in the District.				

Encroachment of forest reserves	-Presence of Forestry Commission -Committed DA	-Favourable government policies on forest reserves	-Presence of chainsaw operators -Presence of illegal miners -Inadequate staff -Inadequate logistics	-Delay in prosecuting offenders
<b>Conclusion:</b> The Amenfi Central District Assembly is working assiduously to flush out illegal chainsaw operators and miners in the District. This is aimed at preserving the natural resources and ensuring its sustainability.				

**Table 2. 3: Accelerated Agricultural Modernization and Sustainable Natural Resource Management (Cont.)**

KEY ISSUE/ PROBLEM	POTENTIAL	OPPORTUNITIES	CONSTRAINT	CHALLENGES
Land degradation due to illegal mining activities	-Presence of security agencies such as the District Police Command.	- Favourable government policies to arrest and prosecute illegal miners (galamsey operators)	- Lack of logistics - Poor access roads  -Lack of support from indigenes (some conspire and cover up foreign nationals)	- Delay in prosecuting offenders.  -Loopholes at the country's borders which favour migration of foreigners.
<b>Conclusion:</b> It is the wish of the DA that illegal mining activities are brought to an end in the District. To this end, the DA in collaboration with DISEC is engaged in activities aimed at arresting and prosecuting illegal miners in the District.				
High incidence of bushfires	-Presence of NADMO	-Favourable government policies which aims at prosecuting offenders.	- Inadequate logistics for NADMO officers. -Low level of education on the dangers of bushfire	-Delay in prosecuting offenders.
<b>Conclusion:</b> The District office of NADMO has been undertaking periodic education to sensitise people on the dangers of bushfires to life and property.				

**Table 2. 4: Infrastructure and Human Settlement**

KEY ISSUE/ PROBLEM	POTENTIAL	OPPORTUNITIES	CONSTRAINT	CHALLENGES
<b>Market</b> Poor and inadequate market structures	- Presence of small scale and micro-enterprises. -Presence of community markets	-Expected resources from Government and Donor Support such as DACF, DDF and royalties from Stool Lands ETC.	-Low Revenue Generation (IGF) -Low level of participation of the private sector, -The undulating nature of the land	- Untimely release of Development Grants -Unexpected deduction of the DACF Grants - Inadequate Donor support, DACF
<b>Conclusion:</b> In order to boost the local economy and provide adequate and quality market infrastructure in the District, the Amenfi Central District Assembly is working assiduously to improve this objective through grassroots participation (involving the beneficiaries throughout the planning process).				
<b>Energy</b> Inadequate access to energy	-Preparedness of the communities to provide self-	-Government Commitment to SHEP - Presence of Rural	-Inadequate funds -poor road net work -unavailability of	-lack of Sub-Station in the District - low income level

	initiative in the electrification process - Presence of ECG	Electrification Project in the district	permanent office structure for ECG	of communities -Thick Vegetative and Forest cover
<b>Conclusion:</b> the DA seeks to connect a higher percentage of communities to the National Electricity Grid which is very key to the development of the district.				
<b>Transportation</b> Poor Road Network	-Presence of road building equipment (Grader)  -committed Feeder Roads dept.	-Funds from the central government (DACF, DDF). - Presence of Department of Feeder Roads -Favourable Govt. Policy	-Encroachment on road by mining activities -Difficult Terrain -Inadequate funds -thick vegetation cover -Fast deterioration of roads	-Untimely release of funds by central government -Heavy rainfall pattern - Presence of heavy duty trucks
<b>Conclusion:</b> No Country/Province/District can advance with poor road networks which affect the movement of goods and services, it is in tis vain that the DA is working to improve the quality of road network system in the district.				
<b>ICT</b> Inadequate communication Network	-Presence of communication Companies (Vodafone, MTN, Tigo, Airtel, and Expreso) - availability of resource persons	- Favourable Gov't policy	-Poor road network -low income of people -Inadequate resources - Inadequate skilful personnel	-Land Litigation - High cost of initial capital -Low investor interest to invest in the district
<b>Conclusion:</b> We are now in the age of Science and Technology and the world has turn to a global village whereby the activities of one state or town affects the entire world and ICT plays a very crucial role in the development horizon. The Amenfi Central District Assembly is seeing to the achievement of this objective is collaborating with the telecommunication companies to improve ICT in the district.				

**Table 2. 5: Infrastructure and Human Settlements (cont.)**

KEY ISSUE/ PROBLEM	POTENTIAL	OPPORTUNITIES	CONSTRAINT	CHALLENGES
<b>Water and Sanitation</b> Low access to potable water supply and sanitation facilities	- Trained DWST Staff - Commitment of some communities to contribute as self-help projects. -Trained environmental health officers to promote hygiene education - Presence of water & sanitation related department, sub-structure, CBOs, Religions Bodies - Presence of NCCE - Co-operation and peace in the communities	- Presence of NCWSP & CWSA - Availability of other NGOs in the water supply sector - Access to GOG and other donor interventions eg. DACF, - Presence of Environment & Zoom Lion Ghana Ltd.	-High population growth rate -Inadequate funds -Poor road network -Negative Public attitude towards refuse disposal and collection -Indiscriminate dumping of refuse - Poor maintenance of refuse trucks - High illiteracy rate - Inadequate personnel and logistics of DA - Low income among the inhabitants	-Presence minerals like iron in the soil affect the quality of water - weak enforcement of sanitation by-laws - Lack of adequate data on water and sanitation facilities - High cost of input and contract -Inadequate financial and logistical support from GOG & Donors

<b>Conclusion:</b> The DA in collaboration with GOG and other Donor agencies are doing their best to provide portable water and cleaner environment to the people of Amenfi Central and beyond despite the numerous constrains and challenges.				
<b>Human Settlement</b> Haphazard land development	-the presence of DTCP - Committed District Assembly and Unit Committee members	- support from central government grants (DDF, DACF etc) and other donor agencies - RCC	-few communities have sector plans -inadequate staff for T&CP -Inadequate fund -Inadequate logistics	-Weak enforcement of building regulation by the DA -Difficulty of the people in adhering to the building regulation
<b>Conclusion:</b> Providing layout plans for every community in the district is the issue of the day to DA currently. With the available potentials and opportunities, the Assembly would be able to overcome the challenges and constrains in achieving this objective.				

**Table 2. 6: Human Development, Productivity and Employment**

KEY ISSUES/ PROBLEM	POTENTIAL	OPPORTUNITIES	CONSTRAINT	CHALLENGES
<b>Education</b> Low level of formal school education	-Committed Opinion leaders -Committed DA towards provision of educational infrastructure -Committed GES Directorate	-Favourably Government Policies such as School feeding Programme, Capitation Grant, supply of exercise books, school uniforms. -Posting of newly trained teachers to the district.	-Inadequate Teachers especially trained teachers -Inadequate logistics to enable GES undertake effective monitoring of schools.	-Large inaccessible areas -low commitments on the part of pupils -Poor attitude of parents
<b>Conclusion:</b> Developing the human resource in the district through increasing the level of education of the people is utmost priority of the DA.				
Inadequate Trained Teachers	-Committed DA with scholarship schemes trainee teachers -Committed District GES Directorate	-Access to nearby Training Colleges. -Favourable govt. policy	-Inadequate staff accommodation. -inaccessibility of some communities due to poor nature of roads. -Lack of social amenities like potable water, electricity etc.	-Low level of remuneration. - Poor conditions of services
<b>Conclusion:</b> The goal of attaining pinnacle of human resource development can never be achieved without adequate teacher training at the various levels of education to teach the pupils/students. The DA has over the years provided scholarship programmes to teacher trainees in the district. The aim is to retain such beneficiaries in the district to augment the existing teacher population.				
Inadequate and poorly maintained school infrastructure	-Committed DA -Committed Communities-availability of land -Availability of construction material	-Availability of Central Govt. funds e.g. GETfund, DACF - Presence of NGO/ Donors	-Inadequate IGF -Inaccessibility of some communities	Untimely release of funds Unfavourable payment regime
<b>Conclusion:</b> The objective of providing adequate trained teachers would be meaningless without school infrastructure. The DA in collaboration with GES and other development partners in the District are working hard to overcome the infrastructural challenges facing the District.				
Inadequate furniture for schools	-Committed DA -Committed District	-Favourable government policy	-Poor attitude of pupils towards school	-Inadequate funds

	Directorate of Education -Support from NGOs		properties. -Poor maintenance culture -Lack of funds to procure new furniture	-Delay in release of funds
<b>Conclusion:</b> It is the desire of the DA and GES that every school has adequate furniture to promote teaching and learning. However, due to the lapses, the DA has committed itself to ensuring that furniture is procured on regular basis to augment the existing ones.				

**Table 2. 7: Human Development, Productivity and Employment (cont.)**

KEY ISSUE/ PROBLEM	POTENTIAL	OPPORTUNITIES	CONSTRAINT	CHALLENGES
<b>HEALTH</b> Inadequate health facilities	-Committed DA - Presence of line agencies e.g. Ghana Health Service	-Favourable govt. policy. Eg. Government policy on construction of CHPS compound nationwide. -Availability of Central govt. fund.	-Inadequate logistics and funds. -Inaccessibility of some communities -Poor road network	-Inadequate funding. -Delays in the release of funds.
<b>Conclusion:</b> Equipping and providing adequate health infrastructure/facilities in the district is a top most priority. To this effect, the DA has committed to itself to construct at least, one health facility every year.				
Inadequate health staff	-Close proximity of Health Training School. -Committed DA – provision of scholarships to trainee nurses.  -Committed youth who are willing to volunteer	-Favourable government policy on establishment of new health training schools.	-Inaccessible areas. -Lack of social amenities which makes it difficult for health professionals to accept postings to the district. -Lack of accommodation for health personnel.	-Delay in the release of funds. -Inadequate funding. -Poor conditions of service.
<b>Conclusion:</b> Getting sufficient qualified health personnel for the district is a top priority of the Assembly. There are several potentials and opportunities to help achieve this. The constraints and challenges can be addressed by appropriate policy interventions by the Assembly and other stakeholders.				
High incidence of malaria	-Committed GHS. -Existence of some Health Facilities -Committed Staff	-Favourably Govt. Policy – distribution of free mosquito nets. -Partner with Donors/NGO e.g. Global Fund -Availability of ITN	-Inadequate coverage of Health Service -Inadequate Health Staff -Inadequate logistics	-Poor Environmental Sanitation -Poor road network -Low level of awareness
<b>Conclusion:</b> It is the desire of the DA to reduce the incidence of malaria in the district to the minimum. The Assembly and other stakeholders have therefore put in place policy interventions to achieve this with the available potentials and opportunities.				
High Infection rate <b>HIV/AIDS</b>	-Committed DA -Presence of NGOs -Presence of line agencies e.g. health centres and clinics	-Vibrant government institutions such as the Ghana AIDS Commission	-Inadequate logistics. -Large Inaccessible areas. -Low level of awareness.	-Delay in the release funds. -Poor attitude of people towards <b>HIV/AIDS</b> issues
<b>Conclusion:</b> The Assembly is much perturbed with the increasing rate of HIV/AIDS in the district. It is among her priorities to create the HIV/AIDS awareness and prevalence in the district thereby reducing the infection rate of the disease				

**Table 2. 8: Human Development, Productivity and Employment (cont.)**

KEY PROBLEM	POTENTIAL	OPPORTUNITIES	CONSTRAINT	CHALLENGES
Low level of Family Planning adoption	-Committed GHS -Presence of line agencies such as the health facilities -Committed Staff	-Favourable govt. policy. -Donor Funding Support	-Low level of public awareness  -Inadequate health staff	- Large inaccessible areas - Inadequate Funds
<b>Conclusion:</b> The DA in collaboration with the District Health Directorate has committed many resources in awareness creation and will continue to do more. The DA will make good use of the available potentials and opportunities to overcome the challenges and constrains to address the issue.				
High level of unemployment	-Presence of GYEEDA -availability fertile land	-Favourable government policies such as GYEEDA, Youth in Road Maintenance, and Youth in Agriculture	-Inadequate Vocational & Technical Training Institutions -Lack of funds to train youth in agriculture	-Desire of the youth for “white colour” jobs -Unavailability of employment avenues
<b>Conclusion:</b> Creating more jobs for the people particularly the youth through apprenticeship training and skills development in entrepreneurship training is a priority to the Assembly. There are adequate potentials and opportunities to be tapped to achieve this target. The constraints and challenges can be overcome by adopting appropriate policies and programmes by the DA, central government and other stakeholders.				
Incidence of Child Labour	-Committed Social Welfare -Committed Labour Dept -Presence of NGOs	-Favourable government policy on the abolition of children’s engagement in cocoa farming  -Donor Funding such as ILO	-Weak Child Protection Committee -Weak/inadequate child monitors -low income of parents	-Inadequate education on child labour issues -Presence of migrants from Northern Ghana to farm
<b>Conclusion:</b> Addressing the issue of Child Labour is now the problem of the day and it has reached its pinnacle in this district. The DA in conjunction with ILO, ICI and other collaborating local NGOs such as GLORI have put in place policy interventions to eliminate Child Labour in the district within a shortest possible time.				
High Incidence of Poverty	-Committed DA Presence of arable land -Presence of DDA to train farmers on best agricultural practises to yield high output and profit. -Presence of gold – small scale mining	-Favourable government policies such as GYEEDA, Youth in Road Maintenance, and Youth in Agriculture, COTVET etc	-Desire of the youth for “white colour” jobs -Unwillingness of farmers to try other alternative employment ventures such as rearing of grasscutters and bee keeping.	-Lack of employment avenues. - Lack of credit facilities for starters/prospective entrepreneurs.
<b>Conclusion:</b> The DA and the District Directorate of DDA has over the years organised programmes to train farmers on alternative sources of livelihoods. The youth have also been encouraged to venture into agriculture instead of sitting in expectation of non-existing white colour jobs.				

**Table 2. 9: Transparent and Accountable Governance**

KEY ISSUE/ PROBLEM	POTENTIAL	OPPORTUNITIES	CONSTRAINT	CHALLENGES
Low Revenue Mobilization	-Committed DA. -Committed Revenue mobilisation staff -Availability of markets and potential markets which can be developed	-Availability of court in nearby town to prosecute offenders  -Cooperation of security agencies to arrest offenders.	-Lack of revenue database -Inadequate revenue staff. -Inadequate Monitoring -Limited involvement of Area Councils -Inadequate logistics for revenue collectors. -Inaccessible areas.	-Poor attitude towards revenue staff/collectors  -Financial malfeasance by some revenue staff  -Absence of valuers in the district to undertake revaluation of properties
<b>Conclusion:</b> Mobilising adequate funds by the Assembly to meet the growing demands of the communities is a top most priority. There are potentials and opportunities to be tapped to meet this target. The constraints and challenges can be overcome through appropriate policy interventions by DA and other stakeholders.				
Weak and ineffective Town and Area Councils.	-Committed DA. -Committed Assembly members.	-Funds from DACF & IGF.	-Inadequate staff. -Lack of remuneration for A/C Staff. -Lack of logistics for Town and Area Councils.	-Poor Commitment by Councillors. -Inadequate funding. -Delay in the release of funds.
<b>Conclusion:</b> Strengthening and empowering the DA sub-structures to enhance their performance is a major target to achieve. The Assembly in collaboration with the Ministry of Local Government and Rural Development, Institute of Local Government Studies and Local Government Service Secretariat are putting in place interventions to address this issue. The needed potentials and opportunities exist to achieve this.				
Low level of women participation in decision -making.	-Existence of Departments of Social Welfare and Community Development. -NCCE Role in advocacy. -Presence of Religious Bodies. -Women's Groups -Existence of sub-level structures,	-Presence of local NGOs championing women rights and empowerment. -Large women population. -Presence of CSO who continuously advocate for women participation in governance -Existence of CHRAJ,	-Inadequate resources of DA, Social Welfare, Community Development to promote women's rights -High illiteracy among women in the district. -Perception of women in society.	-Marginalization of women in the society. -Social- cultural biases against women. -Low Donor and NGOs support for women empowerment.
<b>Conclusion:</b> Empowering women in decision making at all levels is the goal of the Assembly. Numerous potentials and opportunities are there to meet this target. The constraints and challenges can be handled through collaborative efforts by the DA, GOG and other stakeholders.				
Inadequate Office and Residential Accommodation	-Availability of land -Well established Works and T&CP Departments -Commitment of DA to provide accommodation for staff	-Available contractors to execute the work  -Funds from DACF and DDF	-Inadequate IGF  -Inadequate Funding	-Untimely release of funds; example the DACF
<b>Conclusion:</b> It is the desire of the DA to provide adequate accommodation for its staff in order for them to be stable and work to champion the development of the district. However, the low IGF due to the district economy and the delay in release of the DACF has been some of the challenges confronting the Assembly.				

## **CHAPTER THREE**

### **THE DISTRICT GOALS, OBJECTIVES AND STRATEGIES**

#### **3.1 Introduction**

The District Medium Term Development Plan (2014-2017) focuses on infrastructure development with particular emphasis on roads, education, health, sanitation and water supply. The MTDP also focuses on improvement of agricultural production and strengthening of the local economy with the ultimate objective of promoting growth and alleviating poverty.

#### **3.2 Goals of GSGDA II**

The goal of the National Medium-Term Development Policy Framework (2014-2017), (Ghana Shared Growth and Development Agenda II) is to address the economic imbalances, re-stabilise the economy and place it on a path of sustained accelerated growth and poverty reduction. This, among other things is aimed at achieving the Millennium Development Goals and sustaining its lower middle income status.

#### **3.3 District Medium Term Development Plan**

The overall goal of the District Medium Term Development Plan is to “*improve the quality of life of the people in the District through socio-economic infrastructure, transparency and accountable governance*”.

#### **3.4 Development Objectives**

The development objectives and strategies have been formulated in order to achieve the set Goal of the District Medium Term Development Plan (2013-2014). The objectives are stated under five of the seven thematic areas of the GSGDA II namely; Enhancing Competitiveness in Ghana’s Private Sector; Accelerated Agricultural Modernization and Sustainable Natural Resource Management; Infrastructure and Human Settlements; Human Development, Productivity and Employment and Transparent and Accountable Governance

### 3.4.1 Thematic Area: Enhancing Competitiveness in Ghana’s Private Sector

**Goal:** To improve the quality of life of the people of the district by developing the micro and small scale enterprises and creating employment opportunities

**Table 3. 1: Enhancing Competitiveness in Ghana’s Private Sector**

Key Issues	Adopted Objectives	Adopted Strategies
High level of untrained youth.	Improve efficiency and competitiveness of MSMEs	<ul style="list-style-type: none"> <li>Facilitate the provision of training and business development services.</li> </ul>
Low access to micro credit		<ul style="list-style-type: none"> <li>Development of potential markets</li> <li>Rehabilitation of existing markets</li> </ul>
Inadequate technical and managerial skills		<ul style="list-style-type: none"> <li>Provide opportunities for MSMEs to participate in all Public-Private Partnerships (PPPs) and local content arrangements.</li> </ul>
Lack of adequate market information	Expand access to domestic market	<ul style="list-style-type: none"> <li>Mobilise resources from existing financial and technical sources to support MSMEs</li> </ul>

### 3.4.2 Thematic Area: Accelerated Agricultural Modernization and Sustainable Natural Resource Management

#### a) Accelerated Agricultural Modernisation

**Goal:** Improve food production and security through the use of modern technologies

**Table 3. 2: Accelerated Agricultural Modernization and Sustainable Natural Resource Management**

Accelerated Agricultural Modernisation		
Key Issues	Adopted Objectives	Adopted Strategies
<p>Low adaptation of improved technologies.</p> <p>Inadequate knowledge on pesticide use.</p>	<p><b>Objective 1:</b> Improve science, technology and innovation application</p>	<ul style="list-style-type: none"> <li>• Apply appropriate agriculture research and technology to introduce economies of scale in agriculture production</li> <li>• Improve the effectiveness of Research-Extension-Farmer Linkages (REFLs) and integrate the concept into the agriculture research system to increase participation of end users in technology development</li> </ul>
<p>Low livestock production</p>	<p><b>Objective 2:</b> Promote livestock and poultry development for food security and income generation</p>	<ul style="list-style-type: none"> <li>• Promote integrated crop-livestock farming</li> </ul>
<p>Undeveloped agro-processing industry</p>	<p>Increase private sector investments in agriculture</p>	<ul style="list-style-type: none"> <li>• Position public sector to effectively attract private sector investment into agriculture</li> </ul>

**b) Sustainable Natural Resource Management**

**Goal:** Minimizing threats to biodiversity whilst enhancing its efficient and sustainable use for present and future generations.

**Table 3. 3: Sustainable Natural Resource Management**

Key Issues	Adopted Objectives	Adopted Strategies
Degradation of the nation's forests	Ensure sustainable management of natural resources	<ul style="list-style-type: none"> <li>• Vigorously pursue reclamation and afforestation in degraded areas</li> <li>• Introduce and enforce economic instruments for environmental management</li> <li>• Revise and enforce Ghana's Mining and Environmental Guidelines</li> <li>• Promote the adoption of the principles of green economy in national development planning</li> </ul>
Conflict between mining and forest resource conservation	Promote sustainable extraction and use of mineral resources	<ul style="list-style-type: none"> <li>• Enforce compliance of relevant regulations and guidelines on small scale mining.</li> </ul>
High incidence of bush fires	Maintain and enhance ecological integrity of protected areas	<ul style="list-style-type: none"> <li>• Accelerate the implementation of national buffer zone policies for rivers and protected areas</li> </ul>

### 3.4.3 Thematic Area: Infrastructure and Human Settlements

**Goal:** Improve Infrastructure to boost trade and economic activity.

**Table 3. 4: Transportation**

Key Issues	Adopted Objectives	Adopted Strategies
Poor quality and inadequate road transport networks	Create and sustain an efficient and effective transport system that meets user needs	<ul style="list-style-type: none"> <li>• Prioritise the maintenance of existing road infrastructure to reduce vehicle operating costs (VOC) and future rehabilitation costs</li> <li>• Improve accessibility to key centres of population, production and tourism</li> <li>• Sustain labour-based methods of road construction and maintenance to improve rural roads and maximise</li> </ul>

		employment opportunities.
--	--	---------------------------

**Table 3. 5: Access to Electricity**

Key Issues	Adopted Objectives	Adopted Strategies
Difficulty in the extension of grid electricity to remote rural and isolated communities	Increase the proportion of renewable energy ( solar, bio-mass, wind, small and mini-hydro and waste-to-energy) in the national energy supply mix	Support the use of decentralised off-grid alternative technologies (such as solar, PV and wind)

## Human Settlement

**Table 3. 6: Spatial/Land Use Planning and Management**

Key Issues	Adopted Objectives	Adopted Strategies
Absence of a Human Settlements Policy to guide the comprehensive growth and development of human settlements	Promote a sustainable, spatially integrated and orderly development of human settlements	<ul style="list-style-type: none"> <li>• Formulate a Human Settlements Policy (including Land Development) to guide settlements development</li> <li>• Ensure a spatially integrated hierarchy of settlements in support of rapid transformation of the country</li> </ul>
Haphazard land development	Improve and accelerate housing delivery in the rural areas	

		<p><b><u>Rural Housing</u></b></p> <ul style="list-style-type: none"> <li>• Promote orderly growth of settlements through effective land use planning and management</li> <li>• Promote the transformation of the rural economy to encourage the growth of quality settlements</li> <li>• Promote improvements in housing standards, design, financing and construction</li> <li>• Support self-help building schemes organised along communal themes, co-operative societies, and crop and trade associations</li> </ul> <p>Provide technical assistance to communities to support basic house-building skills training programmes, technical information service and low cost house design and construction</p>
--	--	---

**Table 3. 7: Water, Environmental Sanitation and Hygiene**

<b>Key Issues</b>	<b>Adopted Objectives</b>	<b>Adopted Strategies</b>
<p>Weak water resources management</p> <p>Pollution of water bodies</p> <p>Deforestation of vegetation cover along river systems</p>	<p>Improve management of water resources</p>	<ul style="list-style-type: none"> <li>• Support relevant state agencies, MMDAs and local communities to undertake reforestation programmes for the protection of water sheds</li> <li>• Set up mechanisms and measures to support, encourage and promote rainwater harvesting.</li> </ul>
<p>Inadequate access to quality and affordable water</p> <p>Lack of maintenance of water systems</p> <p>Inadequate funding</p>	<p>Accelerate the provision of adequate, safe and affordable water</p>	<ul style="list-style-type: none"> <li>• Ensure sustainable funding for rural water delivery</li> <li>• Develop and manage alternative sources of water, including rain water harvesting</li> <li>• Adopt cost effective borehole drilling technologies</li> </ul>

Poor hygiene practices and inadequate hygiene education	Ensure the development and implementation of health and hygiene education as a component of all water and sanitation programmes	<ul style="list-style-type: none"> <li>• Incorporate hygiene education in all water and sanitation delivery programmes</li> <li>• Promote behavioural change (hand washing with soap, household water treatment and safe storage, safe excreta disposal) to curtail open defecation in communities</li> </ul>
---	---	---

### 3.4.4 Thematic Area: Human Development, Productivity and Employment

**Table 3. 8: Human Development, Productivity and Employment**

Key Issues	Adopted Objectives	Adopted Strategies
<b>Education</b>		
<p>Unacceptably high number of untrained teachers at the basic level</p> <p>Poor quality of teaching and learning especially at the basic level</p>	Improve quality of teaching and learning	<ul style="list-style-type: none"> <li>• Deploy adequately qualified teachers and improve teachers' time-on-task</li> <li>• Ensure adequate supply of teaching and learning materials</li> </ul>
<b>Health</b>		
To improve health infrastructure facilities and quality of health service	Bridge the equity gaps in geographical access to health services	<ul style="list-style-type: none"> <li>• Strengthen the district and sub-district health systems as the bed-rock of the national primary health care strategy</li> <li>• Accelerate the implementation of the revised CHPS strategy especially in under-served areas</li> </ul>
Inadequate financing of the health sector, and ever increasing cost of healthcare delivery	Ensure sustainable financing for health care delivery and financial protection for the poor	<ul style="list-style-type: none"> <li>• Improve efficiency and effectiveness of health service delivery including the NHIS</li> <li>• Increase coverage of NHIS especially for the poor</li> </ul>

<p>Inadequate financial protection for the poor</p>		
<p>High stigmatization and discrimination</p> <p>Lack of comprehensive knowledge of HIV and AIDS/STIs, especially among the vulnerable groups</p>		<ul style="list-style-type: none"> <li>• Intensify education to reduce stigmatization</li> <li>• Promote healthy behaviors and the adoption of safer sexual practices among PLHIV, MARPs and vulnerable groups</li> <li>• Develop and implement prevention programmes targeted at the high risk groups and communities</li> </ul>
<b>Child Development and Protection</b>		
<p>Low awareness of and regard for the rights of children</p> <p>High incidence of violation of children's rights</p>	<p>Promote effective child development in all communities, especially deprived areas</p>	<ul style="list-style-type: none"> <li>• Promote advocacy and create public awareness on the rights of children</li> <li>• Formulate and implement key policies and appropriate programmes to enhance child protection and development</li> <li>• Mainstream children's issues in development planning at all levels especially those of children with special needs</li> <li>• Enhance capacity to enforce laws protecting children</li> <li>• Improve human, material and financial resources for child development, survival and protection</li> </ul>

<p>Prevalence of abuse, violence and exploitation of children including child trafficking and others worst forms of child labour (WFCL)</p> <p>Absence of a comprehensive Child Protection Policy</p>	<p>Protect children against violence, abuse and exploitation</p>	<ul style="list-style-type: none"> <li>• Promote alternative forms of education, including transitional programmes to mainstream out-of-school children, particularly in the most deprived areas for children withdrawn from the WFCL</li> <li>• Establish clear institutional arrangements for identification, withdrawal, rehabilitation and social integration of children engaged in unconditional WFCL</li> <li>• Promote and implement programmes and policies on integrated area-based approaches towards child labour-free zones (CLFZS)</li> <li>• Provide adequate education facilities, health care, nutrition and recreation to enhance children's</li> </ul>
<p><b>Disability</b></p>		
<p>Lack of appreciation of issues affecting Persons With Disability (PWDs)</p>	<p>Ensure effective appreciation of and inclusion of disability issues</p>	<ul style="list-style-type: none"> <li>• Mainstream issues of disability into development planning processes at all levels</li> <li>• Improve funding for disability programmes</li> </ul>

**Table 3. 9: Poverty Reduction and Income Inequalities**

Key Issues	Adopted Objectives	Adopted Strategies
<p>High incidence of poverty, especially among disadvantaged groups</p>	<p>Develop targeted economic and social interventions for vulnerable</p>	<ul style="list-style-type: none"> <li>• Coordinate and redistribute development projects and programmes in a manner that ensures fair and balanced allocation of national resources across ecological zones, gender, income and socio-economic groups, including PWDs</li> </ul>

<p>High level of poverty among women due to lower literacy rates</p> <p>Heavier time burdens and limited access to productive resources</p>	<p>and marginalized groups</p>	<ul style="list-style-type: none"> <li>• Expand social and economic infrastructure and services in rural and poor urban areas (including education and training, health, roads, good housing, water and sanitation)</li> <li>• Improve business development services including investment plans to facilitate local economic development and expand opportunities for private sector participation</li> <li>• Promote the economic empowerment of women through access to land, credit, information technology and business services and networks</li> </ul>
---	--------------------------------	--

### 3.4.5 Thematic Area: Transparent and Accountable Governance

**Goal:** To enhance good governance through strengthening of the Assembly substructures, participatory development and accountability.

**Table 3. 10: Transparent and Accountable Governance**

Key Issues	Adopted Objectives	Adopted Strategies
<p>Insufficient public ownership and participation in governance processes by the citizenry</p>	<p>Expand and sustain opportunities for effective citizen's engagement</p>	<ul style="list-style-type: none"> <li>• Promote coordination, harmonization and ownership of the development process</li> <li>• Enhance avenues for citizens' engagement with</li> <li>• Government at all levels to ensure responsiveness and accountability from duty bearers</li> </ul>
<p>Non-functioning sub-district structures</p>		<ul style="list-style-type: none"> <li>• Implement the National Decentralization Action Plan</li> </ul>

Inadequate infrastructure at the MMDA level especially the newly created districts	Inadequate infrastructure at the MMDA level especially the newly created districts	
--	--	--

## CHAPTER FOUR

### COMPOSITE PROGRAMME OF ACTION

#### 4.1 ENHANCING COMPETITIVENESS IN GHANA'S PRIVATE SECTOR

**Table 4. 1: Local Economic Development**

Activities/Strategy	Location	Time Frame				Indicative Budget	Indicator	Source of Funding		Implementing Agencies	
		2014	2015	2016	2017			IGF	GoG	Lead	Collaborating
<b>Local Economic Development (LED)</b>											
Facilitate the provision of training and business development services	District wide					2,200	Business development services provided		GoG	BAC	CA, Coperative
Train artisans on new technologies	District wide					9,800	200 artisans in 40 communities trained annually		GoG	Comm. Dev. & social welfare	CA, BAC
Provide opportunities for MSMEs to participate in all Public-Private Partnerships (PPPs) and local content arrangements	District wide					10,500	MSMEs participation in PPP enhanced		GoG	BAC	CA,
Rehabilitate 5 existing markets	Agona Amenfi Manso Amenfi Adjakaa Manso Juabo, achichire					450,000	5 markets rehabilitated	IGF	GoG	BAC, Dept of Cooptive	CA
Facilitate the formation of micro and small scale enterprises cooperatives/Association	District wide					3,200	40 MSE Association & cooperatives formed		GoG	REP, BAC Rural Bank	CA
Improve access to credit facilities for MSEs	District wide					2,800	40 MSE have access to credit		GoG		

## 4.2 ACCELERATED AGRICULTURAL MODERNIZATION AND SUSTAINABLE NATURAL RESOURCE MANAGEMENT

**Table 4. 2: Accelerated Agricultural Modernization**

Activities/Strategy	Location	Time Frame				Indicative Budget (GH¢)	Indicator	Source of Funding		Implementation Agencies	
		2014	2015	2016	2017			IGF	GoG	LEAD	Collaborating
Organise food demonstration for selected communities	District wide					10,000	75 demonstrations organised		GoG	DDA	DA, Farmers
Organise field days for 1200 farmers each on farm demonstration	District wide					10,000	12 field days organised		GoG	DDA	CA, Farmers
Organise training for 10 AEA on proper use of pesticide on crops	District wide					11,000	10 AEA trained in use of registered pesticide on crops		GoG	DDA	DA, Farmer
Organise training on plantain sucker multiplication for farmers	District wide					18,000	Training of the farmers on plantain sucker multiplication organised		GoG	DDA	CA, farmers
Train 100 farmers on inland valley Rice Technology annually	District wide					16,000	400 farmers trained on inland valley rice technology		GoG	DDA	CA, farmers
Organise 3 days training on tilapia recipe preparation for 100 women	Manso Amenfi					2,000	3 days training on tilapia recipe preparation for 100 women organised		GoG	DDA	CA, communities
Organise training on rice nursery management techniques	District wide					60,000	Nursery mgt. techniques organised		GoG	DDA	CA, farmers

**Table 4. 3: To Promote Livestock and Poultry Development for Food Security and Income**

Activities/Strategy	Location	Time Frame				Indicative Budget (GH¢)	Indicator	Source of Funding		Implementation Agencies	
		2014	2015	2016	2017			IGF	GoG	Lead	Collaborating
Organise 3 days weekly routine visit and supervision to assist farmers improve their farming methods	District wide					10,000	3 days weekly routine visit on farms organised		GoG	DDA	CA
Organise training on mushroom production for 50 farmers in 5 communities and 10 extension officers	District wide					2,000	50 farmers and 10 extension officers trained		GoG	DDA	CA, Communities
Organise new castle vaccination campaign for local fowls in 90 communities for 1,800 farmers	District wide					10,000	9,000 birds vaccinated		GoG	DDA	CA,
Organise anti rabies vaccination for dogs and cats in the district annually	District wide					85,000	1,800 dogs and cats vaccinated		GoG	DDA	CA, NGO
1,000 cockerels will be produced at Manso Amenfi and distributed to 90 farmers	Manso Amenfi					40,000	1,000 cockerels produced and distributed		GoG	DDA	CA, NGO
Training on cocoa and rubber nursery management for farmers	District Wide					3,800	Cocoa and rubber nursery mgt. organised		GoG	DDA	GREL

**Table 4. 4: Increase agricultural Competitiveness and enhanced integration into domestic and international market**

Activities/Strategy	Location	Time Frame				Indicative Budget (GH¢)	Indicator	Source of Funding		Implementation Agencies	
		2014	2015	2016	2017			IGF	GoG	Lead	Collaborating
Collect weekly market information of Agric commodities and services	District wide					8,500	Prices of Food items collected		GoG	DDA	
Basic data collection on crops and livestock by 15 AEAs	District wide					9,000	Number of Crops & livestock collected		GoG	DDA	
<b>To reduce production and distribution risk/bottlenecks in agriculture and industry.</b>											
Organise weekly routine supervision by AEAs	District wide					5,000	weekly routine supervision organized by AEAs		GoG	DDA	
Organise monitoring visit by Director of Agric annually	District wide					35,000	Annual monitoring visit undertaken by DDA		GoG	DDA	
Organise one National Farmers Day celebration by December each year	Manso Amenfi					80,000	Annual Farmers' Day organised		GoG/ DACF	DDA	CA, Dept.
Organise monthly supervision on MOAP	District wide					7,500	Monthly supervision of MAOP undertaken		GoG	DDA	

#### 4.2.1 Sustainable Natural Resource Management

**Table 4. 5: Restoration of Degraded Natural Resources**

Activities/Strategy	Location	Time Frame				Indicative Budget (GH¢)	Indicator	Source of Funding		Implementation Agencies	
		2014	2015	2016	2017			IGF	GoG	Lead	Collaborating
Encourage tree planting	Amuni, Fureso, Dwirigum					40,000	1,000 seedlings planted		GoG	FSD	CA
Encourage the private sector to develop the bamboo resource	District Wide					4,000	Economic viability of Bamboo assessed		GoG	FSD	Private Sector
Enforce laws on illegal chain saw operations and miners (GALAMSEY)	District wide					6,500	Illegal chainsaw operators and miners apprehended and prosecuted		GoG	FSD	Security Personel
Organise stakeholders' forum/workshop	District wide					6,000			GoG	FSD	NGO, TA
Community sensitization	Amuni, Achichire, Fureso					6,000	Communities sensitised		GoG	FSD	TA, Assembly Members

## 4.2.1 Natural Disaster Management

**Table 4. 6: Mitigate and Reduce Natural Disasters and Reduce Risk and Vulnerability**

Activities/Strategy	Location	Time Frame				Indicative Budget (GH¢)	Indicator	Source of Funding		Implementation Agencies	
		2014	2015	2016	2017			IGF	GoG	Lead	Collaborating
Identify flood and fire prone areas in the District.	District wide					1,060.00	Flood and fire prone areas identified		GoG	NADMO	GNFS, CA, communities
Identify risks and hazards in the 7 disaster zones	Manso Amenfi, Kwamang, Amuni, Juabo, Adjakaamanso, Agona Amenfi, Kwaku Buah,					1,140.00	Risks & hazards in 10 disaster zones identified		GoG	NADMO	CA, communities
Create awareness through local FM stations at	District wide					2,000.00	Awareness on natural disaster created		GoG	NADMO	CA
Hold 4 District Disaster Management Committee review meetings within a year	Manso Amenfi					2,400	Disaster management organized annually		GoG	NADMO	CA

**Table 4. 7: Community Participation in Environmental and Natural Resource Management by Awareness Creation.**

Activities/Strategy	Location	Time Frame				Indicative Budget (GH¢)	Indicator	Source of Funding		Implementation Agencies	
		2014	2015	2016	2017			IGF	GoG	Lead	Collaborating
Provide tools and implements to desilt choked gutters and drains	Manso Amenfi					7,200.00	Tools such as shovel among others provided		GoG	NADMO, EHU	CA
Collaborate with EHU to ensure proper waste disposal management in five communities	Selected communities					1,200.00	Management of waste in five communities improved		GoG	EHU, NADMO	CA
Encourage tree planting activities in 30 basic schools in the district	District Wide					1,980.00	1000 seedling planted 30 basic schools		GoG	NADMO, GES, FSD	CA

### 4.3 INFRASTRUCTURE, ENERGY AND HUMAN SETTLEMENTS

**Table 4. 8: Create and Sustain an Efficient and Effective Transport System**

Activities/Strategy	Location	Time Frame				Indicative Budget	Indicator	Source of Funding		Implementation Agencies	
		2014	2015	2016	2017			IGF	GoG	Lead	Collaborating
<b>Transportation</b> Rehabilitation of Feeder Roads	District Wide					880,000.00	170 km of Feeder Roads Rehabilitated		GoG/ DACF	CA, DFR	Contractors

Tarring of Town Roads	Manso Amenfi					8 km of Town Road Tarrd		GoG	CA, DFR	Contractors
<b>Energy</b>										
Extend electricity to 90 communities in the district through SHEP	District wide					90 communities connected Grid		GoG	ECG	Communities, CA
Extend electricity to new development sites in communities	District wide					New areas connected to national grid		GoG	ECG,	CA

### 4.3.1 Water and Sanitation

**Table 4. 9: Provision of Safe Drinking Water**

Activities/Strategy	Location	Time Frame				Indicative Budget (GH¢)	Indicator	Source of Funding		Implementation Agencies	
		2014	2015	2016	2017			IGF	GoG	Lead	Collaborating
Construct Small Town Pipe System in communities	Adjakaa Manso, Agona Amenfi and Achichire					5,400,000.00	3 communities provided with pipe system		GoG	CA, CWSA, DP	Communities, DWST
Drilling of 40 boreholes	District wide					500,000.00	40 boreholes drilled		GoG	CA, CWSA, DP	DWST, NGOs, Communities
Establish and strengthen WATSAN committee in communities	District wide					8,000.00	15 WATSAN committees established		GoG	CA, CWSA, DP	Communities, DWST, NGOs
Build capacity of the WSDB members and operation staffs	District wide					10,000.00	Capacity of 3 WSDB members built		GoG	CA, CWSA, DP	Communities, DWST, NGOs
Provide logistics for DWST	Manso Amenfi					19,000.00	Logistics provided for DWST Office		GoG	CA, CWSA, DP	Communities, DWST
Rehabilitation of	District wide					2,000.00	30 existing		GoG/	CA,	Communities

damaged/faulty boreholes							boreholes rehabilitated		DAC F	CWSA, DP	DWST
--------------------------	--	--	--	--	--	--	-------------------------	--	-------	----------	------

**Table 4. 10: Provision of Improved Sanitary Conditions**

Activities/Strategy	Location	Time Frame				Indicative Budget (GH¢)	Indicator	Source of Funding		Implementation Agencies	
		2014	2015	2016	2017			IGF	GoG	Lead	Collaborating
Enforce existing laws on environmental health and sanitation	District wide					2,500	Laws on Environmental health enforced	IGF		EHU, CA	Security Services
Construct 2 modern public toilet	Agona Amenfi Manso Amenfi					200,000	2No. public toilets constructed	IGF	GoG/D ACF	EHU, CA	Communities, DWST
Public education on rearing and stray animals	District wide					5,000	Public education organised		DACF	EHU, CA, NGO	DWST, Radio Station
Organise forum for food and drinks vendors	Manso Amenfi					3,000	Forum for food and drinks vendors organised		GoG/ DACF	EHU, CA	DWST
Organize annual medical screening of food and drinks vendors	District wide					15,000.00	Medical screening for food and drinks vendors organised		GoG	EHU, CA	DWST
Acquire and develop landfill site for disposal of solid & liquid waste	Manso Amenfi					50,000	Land for final waste disposal acquired and developed		DACF	EHU, CA	DA Chiefs

**Table 4. 11: Promote Rapid Development and Deployment National ICT Infrastructure**

Activities/Strategy	Location	Time Frame				Indicative Budget	Indicator	Source of Funding		Implementation Agencies	
		2014	2015	2016	2017			IGF	GoG	Lead	Collaborating
Encourage mobile phone companies to expand their services	District Wide						5 Major Towns have access to mobile phone network		GoG	Telcom Companies	CA
Procurement of computers and accessories for the ICT centers	All Area Councils					45,000	Computers procured		GoG/ DACF	CA, GES	NGO
Establish Computer Labs in 5 Area Councils	All Area Councils					320,000	Computer Labs established in 5 schools		GoG/ DACF	CA, GES	NGO
<b>Human Settlement : Strengthened the Human and Institutional Capacities for Effective Land Use Planning and Management through Science and Technology</b>											
Prepare Spatial Plans for 2 major towns	Manso Amenfi, Adjakaa Manso					20,000	2 No. Spatial Plans developed		GoG	TCPD, CA	Traditional Authority, Decentralised Dept
Organise regular Statutory Planning Committee meeting to vet and approve plans	Manso Amenfi					15,000	Regular Statutory Planning Committee meetings organised		GoG	TCPD, CA	Traditional Authority
Support the TCPD Enforce regulation on Building	Manso Amenfi					2,000	Building Regulations enforced		GoG	TCPD, CA	

#### 4.4. HUMAN DEVELOPMENT, PRODUCTIVITY AND EMPLOYMENT

##### 4.4.1 Education

**Table 4. 12: Develop and Retain Human Resource Capacity at National, Regional and District Levels**

Activities/Strategy	Location	Time Frame				Indicative Budget	Indicator	Source of Funding		Implementation Agencies	
		2014	2015	2016	2017			IGF	GoG	Lead	Collaborating
Complete the construction of girls dormitory at NVTI Manso Amenfi	Manso Amenfi					50,000	1 No. girls' dormitory completed		DACF	GES, CA	Contractors
Construction of 10 No. 3-Unit Classroom Block	District wide					25,000,000	10 No. 3-Unit Classrooms constructed		DACF/GoG	GES, CA	GETFund, NGO
Construct School 5 No. 6-Unit Classroom Block	District wide					2,000,000	5 No. 6-Unit Classrooms Constructed		DACF/GoG	GES, CA	GETFund, NGO
Rehabilitate 5 No. Classroom Block	District wide					600,000	10 No. Classrooms Rehabilitated		DACF	GES, CA	GETFund, NGO
Supply 1,000 dual desks for schools annually	District wide					400,000	1,000 dual desks supplied annually		GoG/DACF	GES, CA	GETFund, NGO

Activities/Strategy	Location	Time Frame				Indicative Budget	Indicator	Source of Funding		Implementation Agencies	
		2014	2015	2016	2017			IGF	GoG	Lead	Collaborating
Expand the implementation of school feeding programme	District wide					30,000.00	10 schools added to the school Feeding Programme.		GoG	GSFP MoE	CA
Carry out sensitisation programmes through radio discussion and durbars on the need and benefits of girl child education	District wide					20,000.00	Sensitisation on importance of education organised		GoG	GES, CA	Assembly Members, NGOs
<b>Improve Management of Education Service Delivery</b>											
Sponsor teacher trainees	District wide					160,000	50 teachers sponsored annually		GoG	GES, CA	Training Colleges
Provide accommodation facilities for teachers in remote areas	District wide					720,000	2 teachers accommodation constructed		GoG	GES, CA	Contractors
<b>Increase Equitable Access and Participation in Education at all Levels</b>											
Organise district wide mock exams annually for JHS 3 students	District wide					16,000	Annual mock exams organised for JHS 3 students		GoG/ DAC F	GES, CA	Teachers
Strengthen monitoring and supervision of Schools	District wide					9,600	Supervisions strengthened		GoG	GES, CA	SMC
Organise annual in-service training for basic school teachers	District wide					11,200	In-service training organised annually		GoG	GES, CA	

**Table 4. 13: Increase Equitable Access and Participation in Education at all Levels**

Activities/Strategy	Location	Time Frame				Indicative Budget	Indicator	Source of Funding		Implementation Agencies	
		2014	2015	2016	2017			IGF	GoG	Lead	Collaborating
Organise STME clinics for 140 girls and 80 boys	District wide					20,000	STME clinics organised		GoG/DACF	GES	CA
<b>Improve Management of Education Service Delivery</b>											
Organise training for teachers in 20 schools on hand washing	District wide					1,000	Training for teachers organised		GoG	GES	DWST, NGO
Construct institutional latrine for 10 schools	District wide					1,000,000	20 No. Institutional Latrines constructed		GoG	GES, CWSA	DWST

#### 4.4.2 Health Care

**Table 4. 14: Improvement of Health Infrastructure and Quality of Health Service**

Activities/Strategy	Location	Time Frame				Indicative Budget	Indicator	Source of Funding		Implementation Agencies	
		2014	2015	2016	2017			IGF	GoG	Lead	Collaborating
Upgrading of Manso Amenfi Health Centre to a hospital status	Manso Amenfi					290,000	Health centre upgraded		GoG/DACF	GHS	CA, Contractor
Construct 10 CHPS compound in selected communities						1,500,000	10 CHPS compounds constructed		GoG/DF/DACF	GHS, MoH	CA, Contractor
Construct 5 No. residential accommodation for health staff	District Wide					1,000,000	5 No. accomm. constructed		GoG	GHS,	CA, Contractor
Rehabilitation of Health facilities	District Wide					500,000	5 No. Health facilities rehabilitated		GoG/DACF	GHS	CA, Contractor

**Table 4. 15: Improve Access to Quality Maternal, Neonatal, Child and Adolescent Health Service**

Activities/Strategy	Location	Time Frame				Indicative Budget	Indicator	Source of Funding		Implementation Agencies		
		2014	2015	2016	2017			IGF	GoG	Lead	Collaborating	
Purchase and distribute Insecticide Treated Net	District wide					3,800	200 ITN districted		GoG	GHS, CA	NGO	
Organise Nutrition Education	District wide						Education on nutrition organised		GoG	GHS		
Encourage exclusive breastfeeding	District wide						2,800	Nursing mothers sensitized		GoG	GHS	
Organise child health week annually	District wide						8,000	Child health week organised annually		GoG	GHS	CA
Provide routine monthly & yearly immunization	District wide						23,000	Routine immunization undertaken		GoG/ DAC F	GHS	CA
<b>Improve Governance and Strengthen Efficiency and Effectiveness in Health Service Delivery</b>												
Sponsor 20 nurse trainees	District Wide					50,000	20 nurses sponsored		GoG/ DACF	GHS		
<b>Prevent and Control the Spread of Communicable and Non-Communicable Diseases and Promote Healthy Lifestyles</b>												
Train 40 staff on malaria management	District wide					6,000	40 staff trained on anti malaria drug use		GoG	GHS		
Distribute S-P to pregnant women	District wide					6500			GoG	GHS		

Activities/Strategy	Location	Time Frame				Indicative Budget (GH¢)	Indicator	Source of Funding		Implementation Agencies	
		2014	2015	2016	2017			IGF	GoG	Lead	Collaborating
<b><u>HIV/AIDS</u></b>											
Organise HIV/AIDS awareness promotion and advocacy campaign	District wide					5,500	20 major communities sensitized on HIV/AIDS		GoG	GHS M&E Focal person GAC	CA
Organise Know Your Status campaign	District wide					4,000	500 people know their HIV status		GoG	GHS GAC	CA
Hold stakeholders' workshop on HIV/AIDS	Manso Amemfi					10,000	Stakeholders' workshop held		GoG	GHS M&E Focal person GAC	CA
Establish VCT centre	District wide					20,000	VCT centre established		GoG/DAC F	GHS, GAC	CA
<b><u>Vulnerability &amp; Excluded</u></b>											
Organise sensitization programmes on child labour	District wide					15,000	Sensitization programmes on child labour held		GoG	Comm. Dev. & Social Welfare	CA, Labour Dept. NGOs
Support for people with disability	District wide					50,000	People with disability		GoG	Comm. Dev. & Social Welfare	CA
<b>Population Management</b>											
Establish family planning centres in selected communities	Adjakaa Manso, Agona Amenfi					4,000	2 No. Family Planning centres established		GoG	GHS	CA

Organise sensitization programmes on the importance of family planning	District wide					15,000	Sensitization programmes organised		GoG	CA, GHS	
Conduct Education on dangers of abortion	District wide					6,000	Education on dangers of abortion organised		GoG	GHS	Social welfare

## 4.5 TRANSPARENT AND ACCOUNTABLE GOVERNANCE

**Table 4. 16: Transparent and Accountable Governance**

Activities/Strategy	Location	Time Frame				Indicative Budget	Indicator	Source of Funding		Implementation Agencies	
		2014	2015	2016	2017			IGF	GoG	Lead	Collaborating
Construct and furnish 4 town/area councils' offices	District Wide					200,000	4 No offices Constructed		DACF	CA	Contractors
Construct the District Assembly Hall Complex	Manso Amenfi					300,000	Assembly Hall Constructed		DACF	CA	Contractors
Construct 4No. bungalows for District Assembly Staff	Manso Amenfi					1,000,000	4No. Staff bungalows constructed		DACF	CA	Contractors
Ensure regular meeting of DISEC	Manso Amenfi					10,000	At least 14 DISEC Meetings Held	IGF		CA	Security Services
<b>Ensure Efficient Internal Revenue Generation and Transparency in Local Resource Management</b>											
Prepare data on revenue base	District Wide					30,000	Revenue database prepared		DACF	CA	Area Councils
Organise capacity building workshops for revenue staff.	Manso Amenfi					6,500	Capacity building workshops organised	IGF	DACF/DDF	CA	Revenue Staff
Strengthen the revenue task force	District wide					7,000	Revenue taskforce strengthened		DACF	CA	
Revaluation of properties in the district	Manso Amenfi					120,000	Properties revalued		DACF	CA	Valuation Division

Provision of logistics	District Wide					80,000					
------------------------	---------------	--	--	--	--	--------	--	--	--	--	--

Activities/Strategy	Location	Time Frame				Indicative Budget	Indicator	Source of Funding		Implementation Agencies	
		2014	2015	2016	2017			IGF	GoG	Lead	Collaborating
Organise 2 orientation and capacity building workshops for new assembly members	Manso Amenfi					12,000	Assembly Members Trained		DACF	CA	RCC, MLGRD NALAG
Organise training programme for Unit Committee and Area Council Members	All Area Councils					12,000	Town/ Area Council Members Trained			CA	DP, NGO,
<b>Enhance Civil Society and Private Sector Participation in Local Governance</b>											
Conduct sensitisation campaign on civic rights and responsibilities of citizens	District Wide					15,000	Annual Town Hall meeting organised		GoG	NCCE, CA	CHRAJ, Information Services
Organise Town Hall Meetings	District wide					15,000		GoG	CA	The Media, Information Services	
Preparation of the Medium Term Development Plan for 2018-2021	Manso Amenfi					30,000		GoG DACF	CA	DPCU	
Organise Quarterly and mid-year Review Meetings	Manso Amenfi					8,000		GoG/ DACF	CA	DPCU	

## 4.6 INDICATIVE FINANCIAL PLAN FOR 2014 – 2017

### 4.6.1 Revenue Projections

**Table 4. 17: Revenue Projections for IGF**

REVENUE SOURCES	2014 Budget	Actual As at June 2014	2015 Budget	2016 Projections	2017 Projections
Rates	13,000.00	11,006.34	18,000.00	18,900.00	19,845.00
Fees and Fines	13,400.00	19,708.43	12,000.00	12,600.00	13,230.00
Licenses	14,600.00	1,710.00	15,050.00	15,802.50	16,592.63
Land	175,500.00	61,509.00	173,000.00	181,650.00	190,732.50
Rent		500.00	1,000.00	1,050.00	1,102.50
Investment				-	-
Miscellaneous		27,900.00	5,000.00	5,250.00	5,512.50
<b>TOTAL</b>	<b>216,500.00</b>	<b>122,333.77</b>	<b>224,050.00</b>	<b>235,252.50</b>	<b>247,015.13</b>

**Table 4. 18: Revenue Projections from All Sources**

REVENUE SOURCES	2014 Budget	Actual As at June 2014	2015 Budget	2016 Projections	2017 Projections
Internally Generated Revenue	216,500.00	122,333.77	224,050.00	235,252.50	247,015.13
Compensation Transfers	334,792.00	185,964.48	413,544.75	434,221.99	455,933.09
Goods And Services Transfers	48,460.00	15,388.70	47,143.19	49,500.35	51,975.37
Assets Transfer	42,794.00	-	-	-	-
DACF	2,216,968.00	142,976.00	2,773,787.39	2,912,476.76	3,058,100.60
DDF	314,658.00	502,059.29	399,397.00	419,366.85	440,335.19
School Feeding Programme	483,064.00	76,268.00	483,064.00	507,217.20	532,578.06
<b>TOTAL</b>	<b>3,657,236.00</b>	<b>1,044,990.24</b>	<b>4,340,986.33</b>	<b>4,558,035.65</b>	<b>4,785,937.43</b>

**Table 4. 19: Expenditure Projections**

<b>EXPENDITURE ITEMS</b>	<b>2014 Budget</b>	<b>Actual as at June 2014</b>	<b>2015 Budget</b>	<b>2016 Projections</b>	<b>2017 Projections</b>
<b>Compensation</b>	334,792.00	151,184.04	441,014.00	463,064.70	486,217.94
<b>Goods And Services</b>	1,499,982.00	255,768.40	1,477,295.00	1,551,159.75	1,628,717.74
<b>Assets</b>	1,822,462.00	404,589.57	2,422,677.00	2,543,810.85	2,671,001.39
<b>Total</b>	<b>3,657,236.00</b>	<b>811,542.01</b>	<b>4,340,986.00</b>	<b>4,558,035.30</b>	<b>4,785,937.07</b>

**Revenue Mobilization Strategies for Key Revenue Sources for the DMTDP implementation**

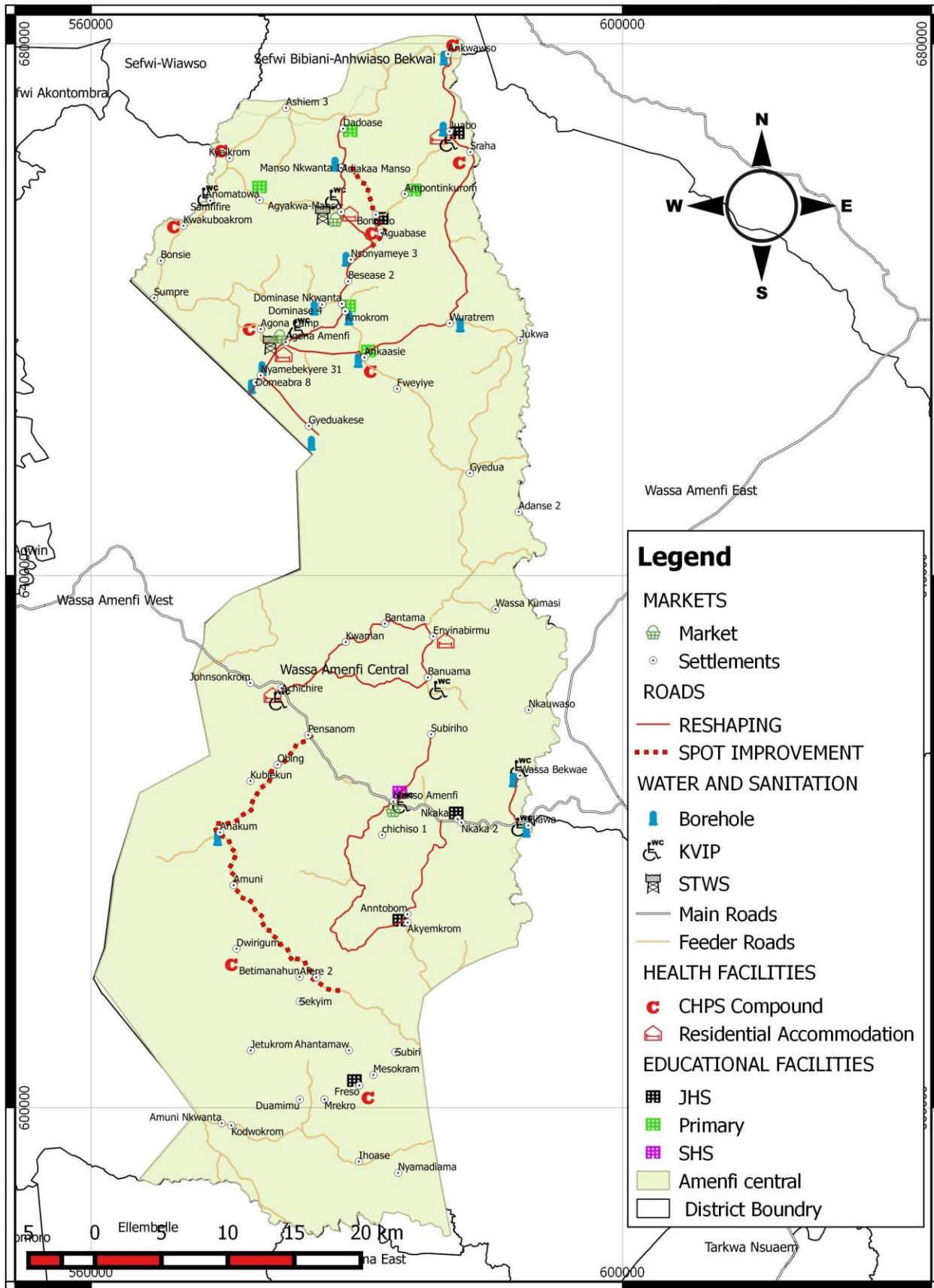
Key revenue sources identified include Licenses, Fees & Fines and Land royalties (which although being the highest contributor to IGF the Assembly has no direct control over).

The Assembly will use the following strategies to improve on revenue mobilization for DMTDP implantation period;

- Area Councils strengthened to collect property rates.
- Group collection during market days.
- Sanctioning of rates and business operating permit defaulters.
- Setting of revenue targets for collectors and awarding hardworking staff.
- Intensifying public education and sensitization on the importance of paying Taxes.
- Formation of District Revenue Task Force to assist in revenue mobilization.

Figure 4. 1: Proposed Projects of Amenfi Central District (2014 – 2017)

### AMENFI CENTRAL PROPOSED PROJECTS (2014-2017)



Source: DPCU, 2014.

## CHAPTER FIVE

### DISTRICT ANNUAL ACTION PLANS

#### 5.1 ANNUAL ACTION PLAN FOR 2014

#### THEMATIC AREA: ENHANCING COMPETITIVENESS OF GHANA'S PRIVATE SECTOR

##### Local Economic Development

Activities	Location	Output indicator	Time Schedule (QTR)				Annual Budget (GH¢)		Implementation Agencies	
			1 <sup>st</sup>	2 <sup>nd</sup>	3 <sup>rd</sup>	4 <sup>th</sup>	Local	External	Lead	Collaborating
Train 50 artisans in 10 communities annually	District wide	50 artisans in 10 communities trained						3,800	Comm. Dev. & social Welfare	CA, BAC,
Rehabilitate Manso Amenfi Market	Manso Amenfi Market rehabilitated	Manso Amenfi Market rehabilitated						120,000	CA	Contractors, traders

##### Accelerated Agricultural Modernization and Sustainable Natural Resource Management

Activities	Location	Output indicator	Time Schedule (QTR)				Annual Budget (GH¢)		Implementation Agencies	
			1 <sup>st</sup>	2 <sup>nd</sup>	3 <sup>rd</sup>	4 <sup>th</sup>	Local	External	Lead	Collaborating
<b>ACCELERATED AGRICULTURAL MODERNIZATION</b>										
Organized field days for 1200 farmers each on farm demonstration	District wide	12 field days organized						2,500 GoG	DDA	CA, Farmers
Organise training on plantain sucker multiplication for farmers	District wide	Training of the farmers on plantain sucker multiplication organised						4,500 (GoG)	DDA	CA, Farmers

Organise food demonstration in 15 communities	District wide	Food demonstration organised in 15 Communities					2,000 (GoG)	DDA	CA, Farmers
Train 100 farmers on inland valley Rice Technology	District wide	100 farmers trained in inland valley rice technology					2,500 (GoG)	DDA	CA, Farmer
Organised 3 days weekly routine visit and supervision to assist farmers improve their farming methods	District wide	3 days weekly routine visits to farms organised					2,500 (GoG)	DDA	CA
Organise new castle vaccination campaign for local fowls in 90 communities for 1,800 farmers	District wide	9000 birds vaccinated					3,500 (GoG)	DDA	Farmers
Organise anti rabies vaccination for dogs and cats in the district	District wide	1800 dogs and cats vaccinated					2,100 (GoG)	DDA	Farmers
Collect weekly market information of Agric commodities and services	District wide	Prices of Food items collected					1,500 (GoG)	DDA	Market women
Basic data collection on crops and livestock by 15 AEAs	District wide	Data of crops & livestock collected					2,400 (GoG)	DDA	Farmers
Organise weekly routine supervision by AEAs	District wide	weekly routine supervision organised by AEAs					2,000	DDA	Farmers
Organise monitoring visit by DDA annually	District wide	Annual monitoring visit undertaken by DDA					1,000	DDA	CA

Organise one National Farmers Day celebration by December each year	Manso Amenfi	Annual Farmers' Day Organized						20,000	DDA	CA, Dept.
Organise monthly supervision on MOAP	District wide	Monthly supervision of MAOP Undertaken						1,500	DDA	

Activities	Location	Output indicator	Time Schedule (QTR)				Annual Budget (GH¢)		Implementation Agencies	
			1 <sup>st</sup>	2 <sup>nd</sup>	3 <sup>rd</sup>	4 <sup>th</sup>	Local	External	Lead	Collaborating
<b>Sustainable Natural Resource Management</b>										
Encourage tree planting	Amuni, Fureso, Dwirigum	1000 seedlings planted						10,000	FSD	NGO
Encourage the private sector to develop the Bamboo resource	District wide	Economic viability of Bamboo assessed						6,000	FSD	Private Sector
Enforce laws on illegal Chain Saw operations and miners (GALAMSEY)	District wide	Illegal Chainsaw operators and miners apprehended and prosecuted						4,500	FSD	Security Personel
Organize stakeholders' forum/workshop	District wide	Stakeholders forum organised						2,000	FSD	NGO, TA
Community Sensitization	Amuni, Achichire, Fureso	Communities sensitized						1,000	FSD	TA, Assembly Members

Activities	Location	Output indicator	Time Schedule (QTR)				Annual Budget (GH¢)		Implementation Agencies	
			1 <sup>st</sup>	2 <sup>nd</sup>	3 <sup>rd</sup>	4 <sup>th</sup>	Local	External	Lead	Collaborating
Identify flood and fire prone areas in the District	District wide	Flood and fire prone areas identified						1,000	NADMO	GNFS, CA, Communities NGO
Hold 4 District Disaster Management Committee review meetings within a year	Manso Amenfi	Disaster management organized annually						1,000	NADMO	CA
Preparedness towards disasters	District wide	Money set aside for disasters						20,000.00	CA	NADMO

## INFRASTRUCTURE AND HUMAN SETTLEMENTS

Activities	Location	Output indicator	Time Schedule (QTR)				Annual Budget (GH¢)		Implementation Agencies	
			1 <sup>st</sup>	2 <sup>nd</sup>	3 <sup>rd</sup>	4 <sup>th</sup>	Local	External	Lead	Collaborating
<b>Transportation</b> Rehabilitation of Feeder Roads	District wide	Feeder roads rehabilitated						50,000	DA, Dept. of Feeder Roads	Assembly members, Community
<b>Energy</b> Extend electricity to 90 communities in the district through SHEP	District wide	30 communities connected national grid							ECG	CA
<b>Water and Sanitation</b> Drilling of Ten (10) boreholes	District wide	Boreholes Drilled							CA, DWST	Assembly members, Community

Clearing of Refuse dumps	Manso Amenfi	Refuse dumps cleared					120,000 (DACF)	CA, EHU	Assembly member, Community
Rehabilitation of faulty boreholes	District wide	Boreholes rehabilitated					30,000 (DACF)	EHU	CA
Enforce existing laws on environmental health and sanitation	District wide	Laws on Environmental health enforced					6,000 (DACF)	EHU	CA
Public education on rearing and stray animals	District wide	Public education organised					1,000 (DACF)	EHU	CA
Organize annual medical screening for food and drinks vendors	District wide	Medical screening for food and drinks vendors organised					1,000(DACF)	EHU	CA
<b>Human settlement</b>									
Organize regular Statutory Planning Committee meeting to vet and approve plans	District wide	Regular statutory palnning committee meetings held					1,500(DACF)	TCPD	

## HUMAN DEVELOPMENT, PRODUCTIVITY AND EMPLOYMENT

Activities	Location	Output indicator	Time Schedule (QTR)				Annual Budget (GH¢)		Implementation Agencies	
			1 <sup>st</sup>	2 <sup>nd</sup>	3 <sup>rd</sup>	4 <sup>th</sup>	Local	External	Lead	Collaborating
<b>Education</b>										
Completion of Girls' Dormitory at NVTI	Manso Amenfi	1 No. girls dormitory completed						50,000	CA	GES, NVTI
Completion of 1 No. 3-Unit Classroom Block	Ankaasie	Classroom block completed						15,955.00 (DACF)	CA	GES
Construction of 1 No. 3-Unit Classroom Block	Nkakaa	Classroom block completed						135,000.00 (DACF)	CA	GES
Completion of 1 No. 3-Unit Classroom Block with Ancillary Facility	Kwamang	Classroom block completed						85,526.00 (DACF)	CA	GES
Construction of 1 No.6-Unit classroom Block	Chiraa Nkwanta	classroom Block completed						135,000.00 (DACF)	CA	GES
Carry out sensitization programmes through radio discussion and durbars on the need and benefits of girl child education	District wide	sensitization programmes carried out						2,000	GES	CA
Sponsor teacher trainees	District wide	50 teachers sponsored						12,000	GES	CA
Organise in-service training for basic school teachers	District wide	Training organized						9,000 (GoG)	GES	CA
Organized district wide mock examines JHS leavers	District wide	District wide mock examines JHS leavers organised						3,000 (GoG)	GES	CA

<b>Health</b>										
Construction of 2 No CHPS Compound	Wasa Bekwai, Agona Camp	2 No CHPS Compound Completed						280,000	GHS	CA,Contractors
Upgrading of Manso Amenfi Health Centre to a hospital status	Manso Amenfi	Health centre upgraded						290,000	GHS	CA, Contractors
Construct 2No. residential accommodation for health staff	Anyinabrem,Manso Amenfi	2No. residential accommodation for health staff constructed						250,000	GHS	CA, Contractors
Organise routine monthly & yearly immunization	District wide	Monthly and yearly immunization undertaken						3,600	GHS	CA
Distribute S-P to pregnant women	District wide	S-P distributed to pregnant women						2,500	GHS	NGO

Activities	Location	Output indicator	Time Schedule (QTR)				Annual Budget (GH¢)		Implementation Agencies	
			1 <sup>st</sup>	2 <sup>nd</sup>	3 <sup>rd</sup>	4 <sup>th</sup>	Local	External	Lead	Collaborating
<b>HIV/AIDS</b>										
Hold stakeholders' workshop	Manso Amenfi	Stakeholders' workshop organised						1,000	GHS M&E Focal person, GAC	CA
Conduct HIV/AIDS awareness promotion and advocacy campaign	District Wide	10 major communities sensitized on HIV/AIDS						1,800	GHS M&E Focal person GAC	CA

<b>Vulnerability &amp; exclude</b> Support people living with disability	District Wide	150 persons supported						20,000	Comm. Dev. & social welfare	CA
<b>Population Management</b> Organise sensitisation programmes on the importance of family planning	District Wide	Sensitisation programmes organised						6,000 (GoG)	GHS	CA

### TRANSPARENT AND ACCOUNTABLE GOVERNANCE

Activities	Location	Output indicator	Time Schedule (QTR)				Annual Budget (GH¢)		Implementation Agencies	
			1 <sup>st</sup>	2 <sup>nd</sup>	3 <sup>rd</sup>	4 <sup>th</sup>	Local	External	Lead	Collaborating
Construction of bungalows for District Assembly staff	Manso Amenfi	2No. staff bungalows constructed						3,500 (DACF)	CA	
Organise capacity building workshops for revenue staff	Manso Amenfi	Revenue Generation increased by 30%					1,000 (IGF)	2,000 (DACF/DDF)	EHU, NADMO	Revenue Staff
Prepare revenue database	District wide	Revenue database prepared					8,000 (IGF)		CA	
Organise quarterly and mid-year review meeting	Manso Amenfi	Quarterly and mid-year Review Meetings organised					3,000 (IGF)	10,000 (DACF)	CA	Assembly members, Dept.
Capacity building for DA staff	Manso Amenfi	Capacity building for DA staff organised						10,000 (DDF)	CA	Dept.

## ANNUAL ACTION PLAN FOR 2015

### ENHANCING COMPETITIVENESS OF GHANA'S PRIVATE SECTOR

#### Local Economic Development

Activities	Location	Output indicator	Time Schedule (QTR)				Annual Budget (GH¢)		Implementation Agencies	
			1 <sup>st</sup>	2 <sup>nd</sup>	3 <sup>rd</sup>	4 <sup>th</sup>	Local	External	Lead	Collaborating
Facilitate the provision of training and business development services	District wide	Business Development services provided						1000 (DACF)	BAC	CA, Coperative
Organise training for artisans in new technologies	District wide	50 artisans trained on new technologies						2,000 (GoG)	Social welfare	CA, BAC
Provide opportunities for MSMEs to participate in all Public-Private Partnerships (PPPs) and local content arrangements	District wide	MSMEs participation in PPP enhanced						1,300 (GoG)	BAC	DA, NGO
Rehabilitate Manso Amenfi market	Manso Amenfi	Manso Amenfi Market rehabilitated						1,500,000 (GoG/DDF)	CA	Contractor, traders
Facilitate the formation of micro and small scale enterprises cooperatives/Association	District wide	10 MSE Association & cooperatives formed						1,800 (GoG)	BAC, Dept of Cooptive	CA
Improve access to credit facilities for MSE	District wide	10 MSME have access to credit						1,000 (GoG)	REP, BAC Rural Bank	

## ACCELERATED AGRICULTURAL MODERNIZATION AND SUSTAINABLE NATURAL RESOURCE MANAGEMENT

Activities	Location	Output indicator	Time Schedule				Annual Budget (GH¢)		Implementation Agencies	
			1 <sup>st</sup>	2 <sup>nd</sup>	3 <sup>rd</sup>	4 <sup>th</sup>	Local	External	Lead	Collaborating
<b>Accelerated Agricultural Modernization</b>										
Organise field days for 1200 farmers on farm demonstration	District wide	12 field days organized						2,000	DDA	Farmers
Organise training for 10 AEA on proper use of pesticide on crops	District wide	10 AEA trained in use of registered pesticide on crops						1000	DDA	Farmers
Organise training on plantain sucker multiplication for farmers	District wide	Training of the farmers on plantain sucker multiplication organised						3,000	DDA	DA, Farmer
Train 100 farmers on inland valley Rice Technology annually	District wide	100 farmers trained in inland valley rice technology						4,000	DDA	DA, farmers
Organise food demonstration in 15 communities	District wide	Food demonstration organized in 15 Communities						2,500	DDA	Assembly members, Famers
Organise new castle vaccination campaign for local fowls in 25 communities for 300 farmers	District wide	2500 livestock vaccinated						3,500	DDA	CA, farmers
Organise Farmers' Day	Manso Amenfi	Farmers Day organised and 400 farmers Awarded						15,000 (GoG)	DDA	CA, Dev. Patterners, farmers

Activities	Location	Output indicator	Time Schedule (QTR)				Annual Budget (GH¢)		Implementation Agencies	
			1 <sup>st</sup>	2 <sup>nd</sup>	3 <sup>rd</sup>	4 <sup>th</sup>	Local	External	Lead	Collaborating
<b>Sustainable Natural Resource Management</b>										
Encourage tree Planting	Amuni, Fureso, Dwirigum	1000 seedlings Planted					3,000 (IGF)	10,000	FSD	CA
Enforce laws on illegal chain saw operations and miners (GALAMSEY)	District wide	Illegal chainsaw operators and miners apprehended and prosecuted						4,500 (GoG)	FSD	CA, Security Personnel
Organise Stakeholders' forum/Workshop	Manso Amenfi	Stakeholders forum/Workshop organised						2,000 (GoG)	FSD	CA, NGOs
<b>Natural Disaster Management</b>										
Identify risks and hazards in the 7 disaster zones	Manso Amenfi, Kwamang, Amuni, Juabo, Adjakaa manso, Agona Amenfi, Kwaku Buah,	Risks & hazards in 10 disaster zones identified						1,500 (GOG)	NADMO	CA, communities
Create awareness through local FM stations	District wide	Awareness on natural disaster created						2,000 (GoG)	NADMO	CA
Hold 4 District Disaster Management Committee review meetings within a year	Manso Amenfi	Disaster management organised						2,000 (GoG)	NADMO	CA
Provide tools and implements	District wide	Tools such as shovel						1,500 (GoG)	NADMO,EHU	CA

to desilt choked gutters and drains Collaborate with EHU to ensure proper waste disposal management in five communities	District wide	among others provided					1,500 (GoG)	NADMO,EHU	CA
		Management of waste in five communities improved							

## INFRASTRUCTURE, ENERGY AND HUMAN SETTLEMENTS

Activities	Location	Output indicator	Time Schedule (QTR)				Annual Budget (GH¢)		Implementation Agencies	
			1 <sup>st</sup>	2 <sup>nd</sup>	3 <sup>rd</sup>	4 <sup>th</sup>	Local	External	Lead	Collaborating
<b>Transport</b>										
Rehabilitation of Feeder Roads	District wide	Feeder Roads rehabilitated						60,000 (GoG/DACF)	Feeder Roads Dept.	CA, Communities DA, Farmers
<b>Energy</b>										
Educate communities on the use of solar energy	District wide	Communities educated on solar energy use						CA	ECG	CA, Communities
<b>Water and Sanitation</b>										
Drilling of 15 boreholes	District wide	15 boreholes drilled						3,500,000 (GoG/DACF)	CA,CWSA	DWST, Communities
Establish and strengthen WATSAN committee in communities	District wide	15 WATSAN committee trained						2,250 (GoG/DACF)	CA,CWSA	DWST, Communities
Build Capacity of the WSDB members and operation staff	District wide	Capacity of 3 WSDB built						2,000 (GoG/DACF)	CA,CWSA	DWST, Communities
Construct 1 Modern Public Toilet	Manso Amenfi	Modern public Toilet constructed						1,000,000 (DACF)	CA	DWST, Communities
Public education on rearing	District wide	Public education on stray								

and stray animals		animal organised						2,000(DACF)	EHU	CA
<b>Human Settlement</b>										
Organize regular Statutory Planning Committee meeting to vet and approve Plans	Manso Amenfi	Regular Statutory Planning Committee meetings organised						6,000 (DACF)	TCPD	CA
Support the TCPD to enforce building regulations	District Wide	TCPD supported to enforce by-laws						2,000 (DACF)	TCPD	CA

### HUMAN DEVELOPMENT, PRODUCTIVITY AND EMPLOYMENT

Activities	Location	Output indicator	Time Schedule (QTR)				Annual Budget (GH¢)		Implementation Agencies	
			1 <sup>st</sup>	2 <sup>nd</sup>	3 <sup>rd</sup>	4 <sup>th</sup>	Local	External	Lead	Collaborating
<b>Education</b>										
Construction of 2 No. 3-Unit Classroom Block	Kwaku Boah, Chichiso II	2 No. 3-Unit Classroom Block constructed						2,000,000	GES	CA
Supply 1,000 dual desks for schools	District Wide	1000 dual Desk supplied to schools						1,500,000	GES	CA
Sponsor teacher trainees	District Wide	Teacher trainees sponsored						13,000	GES	CA
Organise district wide mock exams annually JHS 3 students	District wide	Annual Mock exams organised for JHS 3 students						10,000 (GoG/DACF)	GES	CA
Strengthen Schools monitoring and Supervision	District wide	Monitoring and Supervision of schools strengthened						1,600 (GoG)	GES	Circuit supervisors
Organise in-service training for basic school teachers	All circuits	In-service training organised						8,000 (GoG)	GES	Circuit supervisors

Carry out sensitisation programmes through radio discussions and durbars on the need and benefits of girl child education	District wide	Sensitisation undertaken on the benefits of girl child education					2,600 (GoG)	GES	Communities
Organise training for 20 schools on benefits of hand washing	District wide	Training for 20 schools on the benefits of hand washing organised					2,000 (GoG)	GES	NGO, communities
<b>Health</b>									
Upgrading of Manso Amenfi Health Centre to a hospital status	Manso Amenfi	Health centre upgraded					200,000 DACF/DDF	GHS	CA, Contractor
Construct 2 CHPS compound in selected communities	Dwirigum, Anomatewa	2 CHPS compound completed					250,000 DACF/DDF	GHS	CA
Organise routine monthly & yearly immunization	District wide	Routine monthly and yearly immunization undertaken					5,000 GoG	GHS	CA
In-service training of 100 staff	District wide	100 staff trained					5,000 GoG	GHS	NGOs
Sensitise communities on the prevention of cholera	District wide	12 major communities sensitized on cholera prevention					2,000 GoG	Social Welfare	NGOs
<b>Vulnerable &amp; Excluded</b>									
Conduct HIV/AIDS awareness promotion and advocacy campaign	District wide	20 major communities sensitized on HIV/AIDS					3,500 (GoG)	GHS M&E Focal person GAC	CA, NGOs
Organise Know Your Status campaign	District wide	500 people know their HIV status					3,000 (GoG)	GHS M&E Focal	CA, NGOs

Organise sensitization programmes on child labour	Adidaase, Wasa Bekwai, Chichiso No 2, Hiawa Antobam	Sensitisation programmes organised						1,000 (GoG)	person GAC Comm. & Social Welfare Dept.	CA,GES.Labour Dept. NGOs
Support for people with disability	District wide	150 disabled persons supported						20,000 (GoG)	Comm. & Social Welfare Dept.	CA
<b>Population Management</b>										
Organise sensitisation programmes on the importance of family planning		Sensitisation programmes organised						2,000 (GoG)	GHS	CA

## TRANSPARENT AND ACCOUNTABLE GOVERNANCE

Activities	Location	Output indicator	Time Schedule (QTR)				Annual Budget (GH¢)		Implementation Agencies	
			1 <sup>st</sup>	2 <sup>nd</sup>	3 <sup>rd</sup>	4 <sup>th</sup>	Local	External	Lead	Collaborating
Furnish five town /area councils offices	Manso Amenfi, Juabo, Achichire, Adjakaa Manso, Agona Amenfi	Five town/area councils offices furnished					5,000 (IGF)	10,000 (DACF)	CA	Town /Area council members
Construction of bungalows for District Assembly Staff	Manso Amenfi	Bungalows for District Assembly Staff constructed						400,000 DACF/DDF	CA	Depts.
Provide Logistics for monitoring team	Manso Amenfi	Logistic provided					4,000 (IGF)	10,000 DACF	CA	Revenue staff
Organise 2 orientation and capacity building workshops for new assembly members	Manso Amenfi	Capacity building workshops for new assembly members organised					1,000 (IGF)	12,000 DACF	CA	Assembly members

Organize Training Programme For Unit and Area Council Members	Manso Amenfi	Training Programme For Unit and Area Council Members organised						2,000 DACF	Comm. Dev. & social Welfare Dept.	Comm. leaders
Ensure regular meeting of DISEC	Manso Amenfi	DISEC Meetings Held						4,000 (DACF)	CA	Security personnel's
Organise quarterly and mid-year Review Meeting	Manso Amenfi	Quarterly and mid-year Review Meeting held						10,000 (DACF)	CA	Dept., Assembly members
Capacity building for DA staff	Manso Amenfi	Capacity building for DA staff organised						25,000 (DACF/DDF)	CA	Dept.

## ANNUAL ACTION PLAN FOR 2016

### ENHANCING COMPETITIVENESS OF GHANA'S PRIVATE SECTOR

#### Local Economic Development

Activities	Location	Output indicator	Time Schedule				Annual Budget (GH¢)		Implementation Agencies	
			1 <sup>st</sup>	2 <sup>nd</sup>	3 <sup>rd</sup>	4 <sup>th</sup>	Local	External	Lead	Collaborating
Facilitate the provision of training and business development services	District wide	Business Development services provided						1000 (DACF)	BAC	CA, Coperative
Organise training for artisans in new technologies	District wide	50 artisans trained on new technologies					IGF (500)	2,000 (GoG)	Social welfare	CA, BAC
Provide opportunities for MSMEs to participate in all Public-Private Partnerships (PPPs) and local content arrangements	District wide	MSMEs participation in PPP enhanced						1,300 (GoG)	BAC	DDA, NGO
Rehabilitate existing markets	Adjakaa Manso	Rehabilitation of market completed					IGF (50,000)	150,000 (DACF/DDF)	CA	Contractor, Assembly member, community
Facilitate the formation of micro and small scale enterprises cooperatives/Association	District wide	10 MSE Association & cooperatives formed						1,800 (GoG)	BAC, Dept of Cooptive	CA
Improve access to credit facilities for MSE	District wide	10 MSE have access to credit						1,000 (GoG)	REP, BAC Rural Bank	CA

## ACCELERATED AGRICULTURAL MODERNIZATION AND SUSTAINABLE NATURAL RESOURCE MANAGEMENT

Activities	Location	Output indicator	Time Schedule				Annual Budget (GH¢)		Implementation Agencies	
			1 <sup>st</sup>	2 <sup>nd</sup>	3 <sup>rd</sup>	4 <sup>th</sup>	Local	External	Lead	Collaborating
<b>Accelerated Agricultural Modernization</b>										
Organise food demonstration selected communities	District wide	75 demo established						2,000 (GoG)	DDA	Farmers
Organized field days for 1200 farmers each on farm demonstration	District wide	12 field days organised						2,125 (GoG)	DDA	Farmers
Organized training for 10 AEA on proper use of pesticide on crops	District wide	10 AEA trained in use of registered pesticide on crops						1,550 (GoG)	DDA	AEA
Organise training on rice nursery management techniques	District wide	Training on rice nursery mgt. techniques undertaken						1,000 (GoG)	DDA	Farmers
Organized 3 days weekly routine visit and supervision to assist farmers improve their farming methods	District wide	3 days weekly routine visit on farms undertaken						4,500 (GoG)	DDA	AEA, Farmers
Organise new castle vaccination campaign for local fowls in 90 communities for 1800 farmers	District wide	9000 birds vaccinated						2,500 (GoG)	DDA	CA, Communities

Organise anti rabies vaccination for dogs and cats in the district	District wide	1800 dogs and cats vaccinated					2,500 (GoG)	DDA	CA, communities
1000 cockerels will be produced at Manso Amenfi and distributed to 90 farmers	Manso Amenfi	1000 cockerels produced and distributed					3,500 (GoG)	DDA	Farmers
Organise training on mushroom production for 50 farmers in 5 communities and 10 extension officers	District wide	Mushroom production for 50 farmers in 5 communities and 10 extension officers organised					2,000 (GoG)	DDA	AEAs, farmers
Collect weekly market information of Agric commodities and services	District wide	Prices of food items collected					3,000 (GoG)	DDA	Farmers, marker sellers
Basic data collection on crops and livestock by 15 AEAs	District wide	Crops & livestock data collected					2,300 (GoG)	DDA	Farmers, market sellers
Organise weekly routine supervision by AEAs	District wide	Routine supervision organized by AEAs					2000 (GoG)	DDA	AEAs, farmers
Organise monitoring visit by DDA annually	District wide	Annual monitoring visit undertaken by DDA					1,000 (GoG)	DDA	
Organise one National Farmers Day celebration by December	Manso Amenfi	Annual Farmers' Day Organized					20,000 (GoG/ DACF )	DDA	CA, Dept.,chiefs,farmers communities
Organise monthly supervision on MOAP	District wide	Monthly supervision of MAOP Undertaken					4,000 (GoG)	DDA	Farmers

Activities	Location	Output indicator	Time Schedule (QTR)				Annual Budget (GH¢)		Implementation Agencies	
			1 <sup>st</sup>	2 <sup>nd</sup>	3 <sup>rd</sup>	4 <sup>th</sup>	Local	External	Lead	Collaborating
<b>Sustainable Natural Resource Management</b>										
Encourage tree plantation	District wide	1000 seedlings supplied and planted						10,000 (GoG)	FSD	CA
Encourage the private sector to develop the bamboo resource	District wide	Economic viability of Bamboo assessed and developed						2,500 (GoG)	FSD	CA, private
Enforce laws on illegal Chain Saw operations and miners (GALAMSEY)	District wide	Illegal Chainsaw operators and miners apprehended and prosecuted						6,500 (GoG)	FSD	CA
Organize Stakeholders forum/Workshop	District wide	Stakeholders forum held						1,500 (GoG)	FSD	CA, Chiefs, Communities
<b>Natural Disaster Management</b>										
Create awareness through local FM stations	District wide	Awareness on Natural disaster created						2,000 (DACF)	NADMO	CA, NCCE
Hold 4 District Disaster Management Committee review meetings within a year	Manso Amenfi	Disaster management organised						3,500 (DACF)	NADMO	CA, NGO
Provide tools and implements to desilt choked gutters and drains	Manso Amenfi	Tools such as shovel among others provided						2,000	NADMO	CA, EHU, Communities

Collaborate with EHU to ensure proper waste disposal management in some selected communities	District wide	Management of waste in five communities improved						3,500	NADMO	CA, EHU, communities
Encourage tree planting activities in 30 basic schools in the district	District Wide	1000 seedling planted 30 basic schools						3,000	NADMO	CA, FSD, GES,

## INFRASTRUCTURE, ENERGY AND HUMAN SETTLEMENTS

Activities	Location	Output indicator	Time Schedule (QTR)				Annual Budget (GH¢)		Implementation Agencies	
			1 <sup>st</sup>	2 <sup>nd</sup>	3 <sup>rd</sup>	4 <sup>th</sup>	Local	External	Lead	Collaborating
<b>Transport</b>										
Rehabilitation of Feeder Roads	District wide	Feeder roads rehabilitated					30,000 (IGF)	75,000 (DACF/ GoG)	Feeder roads Dept.	CA, community
Tarring of Town Roads	Manso Amenfi	Town roads tarred							Feeder roads Dept	CA, community
<b>Energy</b>										
Extend electricity to 90 communities in the district through SHEP	District wide	30 communities connected to the national Grid							ECG	CA, Communities
Extend electricity to new development sites in communities	District wide	Electricity extended to newly developed communities							ECG	CA, Communities
<b>Water and Sanitation</b>										
Construct Small Town Pipe System in 3 communities	Ankaasie, kwaku Bua, Amuni	3 communities provided with pipe system						240,000 (GoG)	CWSA	CA, EHU, Communities
Construct/provision of Small Town Water System	Adjakaa Manso and Agona Amenfi	2 Communities provided with pipe borne water						3,000,000	CWSA	CA, EHU, Communities

Drilling of 15 boreholes	District wide	Boreholes drilled					300,000 (GoG/DACF)	CWSA,CA	EHU, Communiites
Establish and Strengthen WATSAN committee in communities	District wide	15 WATSAN committee trained annually					5,000.00 (DACF)	DWST	CA, CWSA, EHU
Build Capacity of the WSMT members and operational staff	District wide	Capacity of 2 WSMT built					2,000.00 (DACF)	DWST	CA, CWSA, EHU
Provide logistics for DWST	Manso Amenfi	Logistics provide					4,500 (DACF)	DWST	CA, CWSA
Rehabilitation of damaged/faulty boreholes	District wide	30 existing boreholes rehabilitated					18,000 (DACF)	DWST	CA, CWSA, EHU
Organise forum for food and drinks vendors	Manso Amenfi	Forum for food and drinks vendors organised					1,000 (DACF)	EHU	CA, food and dinks vendors
Organise annual medical screening of food and drinks vendors	District wide	Medical screening for food and drinks vendors organised					4,000 (DACF)	EHU	CA, food and dinks vendors
<b>ICT</b>									
Procurement Computers and it accessories for the ICT centers	District wide	Computers procured					20,000 (DACF)	CA	GES,NGOs
<b>Human Settlement</b>									
Organize regular Statutory Planning Committee meetings to vet and approve plans	District wide	Regular statutory Planning committee organized					3,000 (DACF)	TCPD,	CA, DWD
Support the TCPD Enforce regulation on Building	Manso Amenfi	Building Regulations enforced					2,000 (DACF)	TCPD	CA, DWD

## HUMAN DEVELOPMENT, PRODUCTIVITY AND EMPLOYMENT

Activities	Location	Output indicator	Time Schedule (QTR)				Annual Budget (GH¢)		Implementation Agencies	
			1 <sup>st</sup>	2 <sup>nd</sup>	3 <sup>rd</sup>	4 <sup>th</sup>	Local	External	Lead	Collaborating
<b>Education</b>										
Construct Schools 2 No. 3-Unit Classroom Block	Guavase, obeng	2 No. 3-Unit Classrooms Constructed						400,000 (DACF)	GES, CA	Contractor Assembly member, communities
Construct School 1 No. 6-Unit Classroom Block	District wide	1 No. 6-Unit Classrooms Constructed						350,000 (DACF)	GES, CA	Contractor Assembly member, Communities
Supply 1000 dual desk	District wide	1000 dual desk supplied						190,000 (DACF)	GES	CA
Expand the implementation of school feeding programme	District wide	10 schools added to the school Feeding Prog.						300,000 (DACF)	GES	CA
Provide accommodation facilities for teachers in remote areas	District wide	2 teachers accommodation constructed						5,000 (DACF)	GES	CA
Organized district wide mock examines for JHS leavers	District wide	Annual Mock examines organised for JHS leavers						2,000 (DACF)	GES	CA
Strengthen Schools Monitoring and Supervision	District wide	Supervisions strengthened						3,600 (GoG)	GES	CA
Organized in service training for basic school teachers	Manso Amenfi	Training organized annually						1,600 (GoG)	GES	CA
Organized STME clinics for 140 girls and 80 boys	Manso Amenfi	STME clinics for 140 girls and 80 boys organised						1,000 (GoG)	GES	CA

<b>Health</b>										
Upgrading of Manso Amenfi Health Centre to a hospital status	Manso Amenfi	Health centre upgraded						300,000 (GoG/DACF)	GHS	CA,
Construct 2 CHPS compound in selected communities	District wide	2 CHPS compounds constructed						320,000 (DACF/DDF)	GHS	CA
Construct 2 No. residential accommodation for health staff	District wide	2 No. residential accommodations constructed						100,000 (DACF/DDF)	GHS	CA
Rehabilitation of Health facilities	District wide	2 No. Health facilities rehabilitated						20,000 (DACF/DDF)	GHS	CA
Purchase and distribute Insecticide Treated Net	District wide	200 ITN distributed						15,000 (GoG)	GHS	CA, NGO
Organise Nutrition Education	District wide	No. of Education on nutrition organized						1,600 (GoG)	GHS	CA, NGO
Encourage exclusive breastfeeding	District wide	Nursing mothers sensitised						1,000 (GoG)	GHS	CA, NGO
Organize child health week	District wide	Child health week organized annually						10,000 (GoG)	GHS	CA, NGO
Organise routine monthly & yearly immunization	District wide	Routine monthly and yearly immunization undertaken						10,000 (GoG)	GHS	CA, NGO
Sponsor nursing trainees	District wide	Nursing trainees sponsored						3,000 (GoG)	GHS	CA
Distribute S-P to pregnant women		S-P distributed to pregnant women							GHS	NGOs

<b>Vulnerable &amp; Excluded</b>										
Conduct HIV/AIDS awareness promotion and advocacy campaign	District wide	20 major communities sensitized on HIV/AIDS						3,000 (GoG)	GHS M&E Focal person GAC	CA
Organize Know Your Status campaign	District wide	500 people know their HIV status						1,500 (GoG)	GHS, GAC	CA
Organise sensitisation programmes on child labour	District wide	Sensitisation programmes on child labour organised						3,000 (GoG)	Comm. Dev. & Social Welfare	CA
Support for people with disability	District wide	150 people with disability supported						20,000 (GoG)	Comm. Dev. & Social Welfare	CA
<b>Population Management</b>										
Establish family planning centers in selected communities	Adjakaa Manso, Agona Amenfi	2 No. family planning centres established						15,000 (GoG)	GHS	CA
Organise sensitization programmes on the importance of family planning	District wide	Sensitisation programmes on the importance of family planning organised						2,000 (GoG)	GHS	CA

## TRANSPARENT AND ACCOUNTABLE GOVERNANCE

Activities	Location	Output indicator	Time Schedule (QTR)				Annual Budget (GH¢)		Implementation Agencies	
			1 <sup>st</sup>	2 <sup>nd</sup>	3 <sup>rd</sup>	4 <sup>th</sup>	Local	External	Lead	Collaborating
Construct 1 No District Assembly Hall Complex	Manso Amenfi	1No. Ass. Hall Completed					70,000 (IGF)	400,000 (DACF)	CA	Contrators
Construct Accommodation for District Assembly Staff	Manso Amenfi	2No. Staff Quarters Constructed					50,000 (DACF)	300,000 (DACF)	CA	Contrators
Ensure regular meeting of DISEC	Manso Amenfi	DISEC Meetings Held						10,000 (DACF)	CA	Security personnels
Capacity building for DA staff	Manso Amenfi	Sensitisation campaign on civic rights and responsibilities of citizens organised						15,000 (DDF/ DACF)	CA	Contrators
Organise Town Hall Meetings bi-annually	District wide							3,000 (DACF)	CA	Assembly members,chiefs, community
Organized Quarterly and Mid-year Review Meeting	Manso Amenfi							20,000 (DACF)	CA	Dept., Assembly members

## ANNUAL ACTION PLAN FOR 2017

### ENHANCING COMPETITIVENESS OF GHANA'S PRIVATE SECTOR

#### Local Economic Development

Activities	Location	Output indicator	Time Schedule				Annual Budget (GH¢)		Implementation Agencies	
			1 <sup>st</sup>	2 <sup>nd</sup>	3 <sup>rd</sup>	4 <sup>th</sup>	Local	External	Lead	Collaborating
Organise training for artisans in new technologies	District wide	50 artisans trained on new technologies						1,500 (GoG)	BAC,	CA, Coperative
Provide opportunities for MSMEs to participate in all Public-Private Partnerships (PPPs) and local content arrangements	District wide	MSMEs participation in PPP enhanced						1,000 (GoG)	BAC,	CA, NGOs, Coperative
Facilitate the formation of micro and small scale enterprises cooperatives/Association	District wide	10 MSME Association & cooperatives formed						2,200 (GoG)	BAC,	CA, Coperative
Rehabilitate existing markets	Agona Amenfi	Market rehabilitated						150,000 (DFF/DACF)	CA	Contractor, traders

### ACCELERATED AGRICULTURAL MODERNIZATION AND SUSTAINABLE NATURAL RESOURCE MANAGEMENT

#### Accelerated Agricultural Modernization

Activities	Location	Output indicator	Time Schedule				Annual Budget		Implementation Agencies	
			1 <sup>st</sup>	2 <sup>nd</sup>	3 <sup>rd</sup>	4 <sup>th</sup>	Local (¢)	External (¢)	Lead	Collaborating
<b>Accelerated Agricultural Modernization</b>										
Training on cocoa and rubber nursery management for	District wide	Cocoa and rubber nursery mgt. organised						3,800 (GoG)	DDA	GREL

farmers									
Organise food demonstration in selected communities	District wide	75 Food demonstrations organised					1,000 (GoG)	DDA	Farmers
Organised field days for 1200 farmers each on farm demonstration	District wide	12 field days organised					1,500 (GoG)	DDA	Farmers
Organized training for 10 AEA on proper use of pesticide on crops	District wide	10 AEA trained in use of registered pesticide on crops					500 (GoG)	DDA	Farmers
Organise training on rice nursery management techniques	District wide	Training on rice nursery mgt. techniques undertaken					1,000 (GoG)	DDA	CA, Farmer
Organized 3 days weekly routine visit and supervision to assist farmers improve their farming methods	District wide	3 days weekly routine visit on farms undertaken					2,500 (GoG)	DDA	CA
Organise new castle vaccination campaign for local fowls in 90 communities for 1800 farmers	District wide	9000 birds vaccinated					1,500 (GoG)	DDA	Farmers
Organise anti rabies vaccination for dogs and cats in the district	District wide	1800 dogs and cats vaccinated					1,500 (GoG)	DDA	Community
Collect weekly market information of Agric commodities and services	District wide	Prices of Food items collected					3,000 (GoG)	DDA	Farmers,marker sellers
Basic data collection on crops and livestock by 15 AEAs	District wide	Number of Crops & livestock collected					2,300 (GoG)	DDA	Farmers, market sellers

Organise weekly routine supervision by AEAs	District wide	Routine supervision organized by AEAs						2000 (GoG)	DDA	AEAs, farmers
Organise monitoring visit by DDA annually	District wide	Annual monitoring visit undertaken by DDA						1,000 (GoG)	DDA	
Organise one National Farmers Day celebration by December each year	Manso Amenfi	Annual Farmers' Day Organized						20,000 (GoG/ DACF)	DDA	CA, Dept., chiefs, farmers communities
Organise monthly supervision on MOAP	District wide	Monthly supervision of MAOP Undertaken						4,000 (GoG)	DDA	Farmers

### Sustainable Natural Resource Management

Activities	Location	Output indicator	Time Schedule (QTR)				Annual Budget (GH¢)		Implementation Agencies	
			1 <sup>st</sup>	2 <sup>nd</sup>	3 <sup>rd</sup>	4 <sup>th</sup>	Local	External	Lead	Collaborating
<b>Sustainable Natural Resource Management</b>										
Encourage tree Plantation	District wide	1000 seedlings Planted						10,000 (GoG)	FSD	CA
Encourage the private sector to develop the Bamboo resource	District wide	Economic viability of Bamboo assessed						2,500 (GoG)	FSD	CA, private
Enforce laws on illegal Chain Saw operations and miners (GALAMSEY)	District wide	Illegal Chainsaw operators and miners apprehended and prosecuted						6,500 (GoG)	FSD	CA

Organize Stakeholders forum/Workshop	District wide	Stakeholders forum held						1,500 (GoG)	FSD	CA, chiefs, communities
Community Sensitization on climate change	District wide	Community Sensitised on climate change						2,000 (GoG)	FSD	CA, NCCE NGOs
<b>Natural Disaster Management</b>										
Create awareness through local FM stations	Manso Amenfi	Awareness on natural disaster created						2,000 (GoG)	NADMO	CA, NCCE
Hold 4 District Disaster Management Committee review meetings within a year	Manso Amenfi	Disaster management organized						3,500 (GoG)	NADMO	CA, NGO
Provide tools and implements to desilt choked gutters and drains	District wide	Tools such as shovel among others provided						2,000 (GoG)	NADMO	CA, EHU, communities
Encourage tree planting activities in 30 basic schools in the district	District Wide	1000 seedlings planted in 30 basic schools in selected communities						3,000 (GoG)	NADMO	CA, FSD, GES,

## INFRASTRUCTURE, ENERGY AND HUMAN SETTLEMENTS

Activities	Location	Output indicator	Time Schedule (QTR)				Annual Budget (GH¢)		Implementation Agencies	
			1 <sup>st</sup>	2 <sup>nd</sup>	3 <sup>rd</sup>	4 <sup>th</sup>	Local	External	Lead	Collaborating
Transport										
Rehabilitation of Feeder Roads	District wide	Feeder roads rehabilitated						75,000 (DACF/ GoG)	Feeder roads Dept.	CA, community
Tarring of Town Roads	Manso Amenfi	Town roads tarred						200,000	Feeder roads Dept	CA, community

<b>Energy</b>									
Support selected Health/School facilities without electricity with solar energy	District wide	10 JHS connected with electricity					3,000 (DACF)	ECG	CA, GES, Communities
Extend electricity to newly developed areas in communities	District wide	Electricity extended to newly developed communities					100,000(GoG)	ECG	Assembly members, communities
<b>Water and Sanitation</b>									
Drilling of 15 boreholes	District wide	15 Boreholes drilled					300,000 (GoG/DACF)	CWSA,EHU	CA, Communities
Rehabilitation of 30 damaged/faulty boreholes	District wide	30 existing boreholes rehabilitated					20,000 (DACF)	DWST	EHU, communitis
Organize forum for food and drinks vendors	District wide	Forum for food and drinks vendors organised					1,000 (DACF)	EHU	CA, CWSA, EHU
Organize annual medical screening for food and drinks vendors	Manso Amenfi	Medical screening for food and drinks vendors organised					5,000 (DACF)	EHU	CA, food and dinks vendors
Enforce existing laws on environmental health and sanitation	District wide	Laws on Environmental health enforced					2,000 (DACF)	EHU	CA, food and dinks vendors
<b>ICT</b>									
Procurement Computers and it accessories for schools	District wide	Computers procured					15,000 (DACF)	GES	CA, NGOs

<b>Human Settlement</b>										
Organize regular statutory planning committee meeting to vet and approve Plans	Manso Amenfi	Regular statutory Planning committee organized						20,000 (DACF)	TCPD,	CA, NGO
Support the TCPD Enforce regulation on Building	District wide	Building Regulations enforced						3,000 (DACF)	TCPD	CA, Depts

## HUMAN DEVELOPMENT, PRODUCTIVITY AND EMPLOYMENT

Activities	Location	Output indicator	Time Schedule (QTR)				Annual Budget (GH¢)		Implementation Agencies	
			1 <sup>st</sup>	2 <sup>nd</sup>	3 <sup>rd</sup>	4 <sup>th</sup>	Local	External	Lead	Collaborating
<b>Education</b>										
Construct Schools 2 No. 3-Unit Classroom Block	Guavase, obeng	2 No. 3-Unit Classrooms Constructed						400,000 (DACF)	GES, CA	Contractor Assembly member, communities
Rehabilitate 5 No. Classroom Block	District wide	5 No. Classrooms Rehabilitated						100,000 (DACF)	GES, CA	Contractor Assembly member, communities
Supply 1000 dual desks to basic schools	District wide	1000 dual desk supplied						190,000 (DACF/ GoG)	GES	CA
Expand the implementation of school feeding programme	District wide	10 schools added to the school Feeding Prog.						300,000 (GoG)	GES	CA
Provide 2No. teachers' bungalow in remote areas	District wide	2No. teachers' bungalow constructed						80,000 (DACF/ DDF)	GES	CA
Organized district wide mock examines annually JHS leavers	District wide	Annual Mock examines organized for JHS leavers annually						2,000 (DACF)	GES	CA
Strengthen Schools monitoring and Supervision	District wide	Supervisions strengthened						3,600 (DACF)	GES	CA

Organized in service training for basic school teachers	District wide	Training organized annually					1,600 (GoG)	GES	CA
Organized STME clinics for 140 girls and 80 boys	Manso Amenfi	STME clinics for 140 girls and 80 boys organised					30,000 (GoG)	GES	CA
<b>Health</b>									
Construct 2 CHPS compound in selected communities	District wide	2 CHPS compounds constructed					320,000 (DACF)	GHS	CA
Construct 2 No. residential accommodation for health staff	District wide	2 No. residential accommodations constructed					150,000 (DACF/ DDF)	GHS	CA
Rehabilitation of Health facilities	District wide	2 No. Health facilities rehabilitated					20,000 (GoG/ DACF)	GHS	CA
Purchase and distribute Insecticide Treated Net	District wide	200 ITN distributed					5,000 (GoG)	GHS	CA, NGO
Organise Nutrition Education	District wide	No. of Education on nutrition organized					1,600 (GoG)	GHS	CA, NGO
Encourage exclusive breastfeeding	District wide	Nursing mothers sensitized					1,000 (GoG)	GHS	CA, NGO
Organize child health week annually	District wide	Child health week organized annually					1,000 (GoG)	GHS	CA, NGO
Organise routine monthly & yearly immunization	District wide	Routine monthly and yearly immunization undertaken					10,000 (GoG)	GHS	CA, NGO
Sponsor nursing trainees	District wide	Nursing trainees sponsored					3,000 (GoG)	GHS	CA

Distribute S-P to pregnant women	District wide	S-P distributed to pregnant women					6,000 (GoG)	GHS	NGOs
Train 40 staff on malaria management	District wide	40 staff trained on anti-malaria drug use					3,000 (GoG)	GHS	CA, NGOs
<b>Vulnerable &amp; Excluded</b>									
Conduct HIV/AIDS awareness promotion and advocacy campaign	District wide	20 major communities sensitized on HIV/AIDS					2,500 (GoG)	GHS M&E Focal person GAC	CA
Organize Know Your Status campaign	District wide	500 people know their HIV status					10,000 (GoG)	GHS,GAC	CA
Establish VCT centre	District wide	VCT center established					3,000 (GoG)	GHS,GAC	CA
Organise sensitization programmes on child labour	District wide	Sensitization programmes on child labour organised					20,000 (DACF/ GoG)	Comm. Dev. & Social Welfare	CA, Labour Dept, Communities
Support for people with disability	District wide	people with disability supported					15,000 (DACF/ GoG)	Comm. Dev. & Social Welfare	CA, Communities
<b>Population Management</b>									
Establish family planning centers in selected communities	Adjakaa Manso, Agona Amenfi	2 No. Family Planning centers established					2,000 (GoG)	GHS	CA
Organise sensitization programmes on the importance of family planning	District wide	Sensitization programmes on the importance of family planning organised					2,000 (GoG)	GHS	CA

## TRANSPARENT AND ACCOUNTABLE GOVERNANCE

Activities	Location	Output indicator	Time Schedule (QTR)				Annual Budget (GH¢)		Implementation Agencies	
			1 <sup>st</sup>	2 <sup>nd</sup>	3 <sup>rd</sup>	4 <sup>th</sup>	Local	External	Lead	Collaborating
Construct the District Assembly Hall Complex	Manso Amenfi	1No. Ass. Hall Completed						400,000 (GoG/DACF)	CA	Contrators
Construct Accommodation for District Assembly Staff	Manso Amenfi	2No. Staff Quarters Constructed						300,000 (GoG/DACF)	CA	Contrators
Ensure regular meeting of DISEC	Manso Amenfi	DISEC Meetings Held						10,000 (DACF)	CA	Security personnels
Prepare data on revenue base	District Wide	Revenue Generation increased by 80%						1,000 (DACF)	CA	Revenue staff
Organize capacity building workshops for revenue staff.	Manso Amenfi	Revenue Generation increased by 80%					2,000 (IGF)	4,000 (DDF/DACF)	CA	Revenue staff
Strengthen the revenue task force	District wide	Revenue Generation increased by 80%					4,500 (IGF)	15,000 (DACF)	CA	Revenue staff
Revaluation of property in the district	District wide	Revenue Generation increased by 80%						8,000 (DACF/DDF)	CA	Dept., Assembly members
Capacity building for DA staff	Manso Amenfi	Revenue Generation increased by 80%					3,500 (IGF)	3,000 (GoG)	CA	Dept.
Conduct sensitization campaign on civic rights and responsibilities of citizens	District wide	Sensitization campaign on civic rights and responsibilities of citizens organised						20,000 (DACF)	CA, CHIRAJ	Assembly members,chiefs, community

Organized Town Hall Meetings	District wide	3 meeting held					10,000 (DACF)	CA	Assembly members, chiefs, community
	Manso Amenfi	Quarterly and Mid-year Review Meeting held							
		Medium Term Development Plan prepared							
Organized Quarterly and Mid-year Review Meeting							30,000 (DACF)	CA	Dept., Assembly members
Preparation of Medium Term Development Plan								CA	Dept. Assembly members, communities

## **CHAPTER SIX**

### **MONITORING AND EVALUATION**

#### **6.1 Introduction**

Implementation of the 2014 – 2017 District Medium Term Development Plan requires monitoring and evaluation of programmes, projects and activities captured in the plan. Monitoring is defined broadly as a continuing function that uses systematic collection of data on specified indicators to provide management and the main stakeholders of an on-going development intervention with indications of the extent of progress and achievement of objectives and progress in the use of allocated funds (OECD, 2002).

#### **6.2 Importance of Monitoring**

The purpose of monitoring the DMTDP among other things are;

1. To provide programme or project management staff and other stakeholders with information on whether progress is being made towards achieving stated objectives;
2. Provide regular feedback to enhance learning and to improve the planning process and effectiveness of interventions;
3. Increase programme and project accountability with donors and other stakeholders;
4. Provide managers with the opportunity to make timely adjustments and corrective actions to improve the programme or project design, work plan and implementation strategies.

Evaluation on the other hand can be defined as the systematic and objective assessment of an on-going or completed project, programme or policy, its design, implementation and results in relation to specified evaluation criteria (OECD, 2002).

#### **6.3 Importance of Evaluation**

The purpose of evaluation among others include;

1. To determine strengths and weaknesses of the intervention and therefore, enable managers to improve future planning, delivery of services and decision-making;
2. Assist managers, staff and other stakeholders to determine in a systematic and objective manner the relevance, effectiveness and efficiency of activities (expected and unexpected) in the light of specified objectives;

3. Serve as means of validating the results of initial assessments obtained from project monitoring activities;
4. Determine the extent to which the programme interventions are successful in terms of their impact and sustainability of results.

The above definitions provide the bedrock upon which the monitoring and evaluation plan for the DMTDP would be framed. It will be an arduous task to track the implementation status of the plan without effective monitoring and evaluation. In other words, monitoring and evaluation of the DMTDP and reporting will show the extent of progress of the implementation of the policy document and its impact on society.

In view of the important role Monitoring and Evaluation plays, the District will prepare a comprehensive M&E Plan based on the guidelines of NDPC.

## **CHAPTER SEVEN**

### **COMMUNICATION STRATEGY**

#### **7.1 Introduction**

Communication is said to be the blood of every organisation/institution/department. Reporting and disseminating of the right and accurate information on the status of implementation of the formulated development programmes, projects and activities to stakeholders at the local, regional and national levels respectively at the right time plays a crucial role in the successful execution of the 2014 - 2017 District Medium Term Development Plan.

Various stakeholders can only play their role(s) well in the implementation of these developmental programmes and projects when they are adequately informed about the existing/current situation on the ground and the need for a collective effort to ensure ownership, execution and sustainability of the programmes and projects. Hence, awareness creation and public education on the need for effective collaboration is key.

#### **7.2 Strategies**

The Amenfi Central District has adopted strategies to communicate or disseminate information on the status of implementation of its developmental plans within the period 2014 – 2017. These include:

1. Quarterly Monitoring Evaluation exercises would be conducted by DPCU after which Quarterly, and Annual Progress Reports would be compiled on the status of implementation of the development programmes/projects;

At the local level, copies of the progress reports would be distributed to Presiding Member, District Assembly's Sub-Committees especially F&A, Works and Economic Planning sub-committees, local NGOs, Decentralised Departments etc and copies kept at the DPCU Secretariat for reference.

At the regional and national levels, copies of the reports would be sent to Regional Coordinating Council, Ministry of Local Government and Rural Development and National Development Planning Commission.

2. Mid-year and annual Plan Implementation Review Meetings would be held by DPCU members to assess extent of execution of the plan and the way forward.

**Table 7. 1: Communication Strategies**

<b>Activity</b>	<b>Purpose</b>	<b>Audience</b>	<b>Method/Tool</b>	<b>Timeframe</b>	<b>Responsibility</b>
Community Sensitisation	To create awareness on the DMTDP	Community members, Traditional authorities etc	Community durbars, drama, role play etc	Quarterly	DCD/DPO/ Chairman of Dev't. Sub-committee
Meeting with Political leadership	1. To get them to appreciate the DMTDP.	DCE, Presiding member, MPs and chairpersons of the sub-committees	Meetings with audio visuals	10th to 28 <sup>th</sup> February, 2015	DPCU
	2. To update them on the status of implementation		Round-table discussion and, power point presentations.	October to December Annually	
Community Sensitisation	To create the awareness of the importance of spatial planning, building regulations and building permits	Community members, Traditional authorities etc	Community meetings at town halls/community centres	Quarterly	District Town and Country Planning Officer, DPO, DWE, Dev't. Planning Sub-Committee.
Community Sensitisation	To update them on the progress of projects district wide	Community members, Traditional authorities etc	Community meetings at town halls/community centres	Quarterly	DCD, DPO, Dev't. Planning Sub-Committee.
Community Sensitisation	To educate them on revenue mobilisation	Community members, Traditional authorities etc	Community meetings at town halls/community centres	Quarterly	DBO, DFO, F&A

