

# **TOLON DISTRICT ASSEMBLY**



## **DRAFT DISTRICT MEDIUM TERM DEVELOPMENT PLAN**

**(2014 – 2017)**

**SUBMITTED BY:**

**DISTRICT PLANNING COORDINATING UNIT**

**MAY, 2014**

## Table of Content

TABLE OF CONTENT .....	1
LIST OF ACRONYMS .....	4
EXECUTIVE SUMMERY .....	6
<b>VISION STATEMENT.....</b>	<b>7</b>
1.0 ANALYSIS OF DISTRICT PERFORMANCE UNDER GSGDA I 2010 – 2013 .....	8
1.1 <i>Enhancing Competitiveness of Ghana’s Private Sector</i> .....	9
1.2 <i>Accelerated Agriculture Modernisation and Natural Resource Management</i> .....	9
1.3 <i>Infrastructure and Human Settlements</i> .....	10
1.4 <i>Human Development, Productivity and Employment</i> .....	12
1.5 <i>Transparent and Accountable Governance</i> .....	14
1.2 DISTRICT PROFILE.....	18
1.2.1 <i>Physical and Natural Environment</i> .....	18
1.2.2 <i>Culture</i> .....	20
1.2.3 <i>Settlement Systems</i> .....	21
1.2.4 <i>Economy of the District</i> .....	22
1.2.5 <i>Governance</i> .....	25
1.2.6 <i>Social Services</i> .....	28
1.2.7 <i>Water and Sanitation</i> .....	32
1.2.8 <i>Housing</i> .....	32
1.2.9 <i>Vulnerability Analysis</i> .....	32
1.2.10 <i>Information Communication, Technology (ICT)</i> .....	33
1.2.11 <i>HIV and AIDS Situation</i> .....	34
1.2.12 <i>Environment, Climate Change and Green Economy</i> .....	36
1.2.13 <i>Population</i> .....	36
1.2.14 <i>Science, Technology and Innovation (STI)</i> .....	37
1.2.15 <i>Security</i> .....	38
1.2.16 <i>Disaster</i> .....	38
1.2.17 <i>Water Security</i> .....	39
1.2.18 <i>Migration</i> .....	39
1.2.19 <i>Tourism potentials within the district</i> .....	40
1.2.20 <i>Baseline indicator of the district</i> .....	40
<b>CHAPTER 2.....</b>	<b>58</b>
2.0 DEVELOPMENT PRIORITIES .....	58
2.1 POCC ANALYSIS .....	58
<b>CHAPTER 3.....</b>	<b>70</b>
3.0 DISTRICT DEVELOPMENT GOAL AND OBJECTIVES .....	70
3.1 DISTRICT DEVELOPMENT FOCUS.....	70
3.2 DISTRICT GOAL .....	70
3.3. DEVELOPMENT PROJECTIONS FOR 2014-2017.....	71
3.3.1 <i>Population Projections</i> .....	71
3.4. ENHANCED COMPETITIVENESS OF GHANA’S PRIVATE SECTOR .....	71

3.4.1	Private Sector Development Projections .....	71
3.5.	ACCELERATED AGRICULTURE MODERNISATION AND NATURAL RESOURCE MANAGEMENT .....	72
3.5.1	Agriculture Productivity Projections .....	72
3.6	INFRASTRUCTURE AND HUMAN SETTLEMENT DEVELOPMENT.....	72
3.6.1	Water and sanitation Projections.....	72
3.6.2	Electricity Projections .....	72
3.6.3	Feeder Roads Projections.....	72
3.7	HUMAN DEVELOPMENT, PRODUCTIVITY AND EMPLOYMENT .....	73
3.7.1	Educational projections .....	73
3.7.2	Health Projections .....	73
3.8	TRANSPARENCY AND ACCOUNTABLE GOVERNANCE.....	73
3.8.1	Local governance Projections .....	73
3.8.2	Security Projections.....	74
3.8.3	Gender Projections .....	74
	RELEVANT POLICY OBJECTIVES AND STRATEGIES ADOPTED FROM THE NMTDPF 2014-2017.....	75
<b>CHAPTER 4</b>	<b>.....</b>	<b>86</b>
4.0	DEVELOPMENT PROGRAMMES .....	86
4.1	THEMATIC: ENHANCE COMPETITIVENESS OF GHANA’S PRIVATE SECTOR .....	87
4.1.1	Focus Area: Private Sector Development .....	87
4.1.2	Focus Area: Developing the Tourism Industry .....	89
4.2	THEMATIC AREA: ACCELERATED AGRICULTURAL MODERNISATION AND NATURAL RESOURCE MANAGEMENT .....	90
4.2.1	Sector: Agriculture.....	90
4.2.2	Sector: Natural Resource Management .....	97
4.3	THEMATIC AREA: INFRASTRUCTURE AND HUMAN SETTLEMENT DEVELOPMENT.....	101
4.3.1	Focus Area: Water.....	101
4.3.2	Focus Area: Environmental Sanitation and Hygiene.....	102
4.3.3	Sector: Energy Supply to Support Industries and Households .....	105
4.3.4	Focus Area: Social, Community and Recreational infrastructure .....	106
4.3.5	Sector: Spatial/Land Use Planning and Management .....	107
4.3.6	Focus Area: Transport Infrastructure: Road, Rail, Water and Air Transport .....	109
4.4	THEMATIC AREA: HUMAN DEVELOPMENT, PRODUCTIVITY AND EMPLOYMENT.....	111
4.5.1	Focus Area: Education .....	111
4.5.2	Sector: Health.....	121
4.5.3	Area of Focus: HIV & AIDS and STIs .....	128
4.5.4	Focus Area: The Youth.....	129
4.5.5	Focus Areas: Child Development, Disability and Social Protection.....	130
4.5	THEMATIC AREA: TRANSPARENT AND ACCOUNTABLE GOVERNANCE.....	131
4.5.1	Focus Areas: Local Governance and Decentralization.....	131
4.6	INDICATIVE FINANCIAL PLAN .....	137
<b>CHAPTER 5</b>	<b>.....</b>	<b>141</b>
5.0	DISTRICT ANNUAL ACTION PLAN .....	141
5.1	ANNUAL ACTION PLAN 2014.....	142
5.1.1	Thematic Area: Competitiveness of the Ghana’s Private Sector .....	142

5.1.2: Thematic Area: Accelerated Agricultural Modernization and Sustainable Natural Resource Management.....	143
5.1.3: Thematic Area: Infrastructure and Human Settlement Development.....	147
5.1.4: Thematic Area: Human Development, Productivity and Employment.....	152
5.1.5: Thematic Area: Transparent and Accountable Governance.....	160
5.2.1 Thematic Area: Competitiveness of the Ghana's Private Sector.....	163
5.2.2: Thematic Area: Accelerated Agricultural Modernization and Sustainable Natural Resource Management.....	164
5.2.3: Thematic Area: Infrastructure and Human Settlement Development.....	166
5.2.4: Thematic Area: Human Development, Productivity and Employment.....	174
5.2.5: Thematic Area: Transparent and Accountable Governance.....	184
<b>CHAPTER 6.....</b>	<b>213</b>
6.0 MONITORING AND EVALUATION ARRANGEMENTS.....	213
6.1 PURPOSE OF THE M&M.....	213
6.2 STAKEHOLDER FOR M&E.....	213
6.2.1 The DPCU.....	213
6.2.2 Role of Traditional Authorities (TAs) and CSOs.....	214
6.2.3 The Role of Development Partners.....	214
6.3 MID-YEAR REVIEW.....	215
6.4 MID-TERM EVALUATION.....	215
6.5 M&E PLAN.....	215
6.6 REPORTING ON MONITORING ACTIVITIES.....	215
6.7 DATABASE FOR PROGRAMMES AND PROJECTS.....	216
<b>CHAPTER 7.....</b>	<b>217</b>
7.0 COMMUNICATION STRATEGIES.....	217
7.1 DEVELOPMENT COMMUNICATION COMMITTEE.....	217

## List of Acronyms

AC	Area Council
ARI	Animal Research Institute
CBO	Civil Based Organization
CBRDP	Community Based Rural Development Project
CLTS	Community Lead Total Sanitation
DA	District Assembly
DACF	District Assembly Common Fund
DADU	District Agricultural Development Unit
DHMT	District Health Management Team
DISD	District Information Service Department
DMTDP	District Medium Term Development Plan
DPDT	District Project Development Team
DWAP	District-Wide Assistance Project
DWI	District-Wide Initiative
EHSU	Environmental Health and Sanitation Unit
FBO'S	Faith Based Organization
GAC	Ghana Aids Commission
GEMP	Ghana Environmental Management Project
GHS	Ghana Health Service
GoG	Government of Ghana
GPRS	Ghana Poverty Reduction Strategy
GWEP	Guinea Worm Eradication Production

MiDA	Millennium Development Authority
MOC	Ministry of Communication
MWCA	Ministry of Women and Children Affair
MOFA	Ministry of Food and Agriculture
MTEF	Medium Term Expenditure Framework
MTDP	Medium Term Development Plan
NCCE	National Commission for Civic Education
NGO	Non-Governmental Organization
NHIS	National Health Insurance Scheme
PLWHAS	People Living with HIV/AIDS
POA	Programme of Action
PWD	People Living With Disability
POCC	Potential Opportunities Constraints and Challenges
SARI	Savannah Agriculture Research Institute
UDS	University for Development Studies

## **Executive Summery**

*The Tolon District Assembly in line with its mandate which is contained in Section 48 of Local Government Act 1993, Act 462, had to design a plan in conformity with the national policies and aspirations currently driven by the Ghana Shared Growth and Development Agenda (GSGDA II) 2014-2017. The plan is formulated per the NDPC 2014-2017 DMTDP guidelines. Thus, as the Planning Authority, the District hereby presents its comprehensive Medium-Term Development Plan for 2014-2017. The plan has the target of improving the lives of the people of the Tolon District as well as contributing towards the national development objectives and aspirations.*

*The 2014 – 2017 MTDP preparation process adopted participatory approaches. The stakeholders consulted by the DPCU include: Community members, Traditional Authorities, Civil Society Organizations, (including NGOs, CBOs, Faith-based Organizations, Research Institutions, etc), Private Sector Institutions, Informal Vibrant groups, the Academia, and Departments. The preparation went through data gathering processes, performance review sessions to formulation of goals and objectives. Strategies were determined and activities identified to address the objectives formulated. All these were done through series of workshops at the District, Sub-District levels as well community consultations to either solicit their inputs or validate them. The Plan covers hopes and aspirations of the people; projects and programmes to be executed; outlines the strategies; activities as well as the resources required to achieve them.*

*The detailed activities that went into the preparation of the DMTDP (2010-2013) are among others data collection, analysis of the current situation of the district; performance review, identification and harmonisation of community needs/aspirations, prioritisation of problems/issues; and public fora. A public hearing for the adoption of the Plan was therefore organized with the active involvement of all stakeholders in the district.*

### ***Vision Statement***

*The vision of the Tolon District Assembly is to make the District a place where there are improved socio-economic conditions through quality education, healthy lifestyles, food security and income on sustainable basis.*

### ***Mission Statement***

*The Tolon District Assembly exists to improve upon the quality of life of its people through the provision of facilities, and services in collaboration with communities and other stakeholders.*

### ***Functions of the Assembly***

*The Tolon District Assembly is responsible for the overall development of the district and shall ensure among others, the preparation and submission through the regional co-coordinating council*

- (i) development plans of the district to the National Development Planning Commission for approval, and*
- (ii) of the budget of the district related to the approved plans to the Minister responsible for Finance for approval;*
- (iii) shall formulate and execute plans, programmes and strategies for the effective mobilisation of the resources necessary for the overall development of the district;*
- (iv) shall promote and support productive activity and social development in the district and remove any obstacles to initiative and development;*
- (v) shall initiate programmes for the development of basic infrastructure and provide municipal works and services in the district;*
- (vi) is responsible for the development, improvement and management of human settlements and the environment in the district;*
- (vii) is responsible in co-operation with the appropriate national and local security agencies, for the maintenance of security and public safety in the district;*
- (viii) shall ensure ready access to Courts in the district for the promotion of justice;*
- (ix) shall initiate, sponsor or carry out studies that are necessary for the per-formance of a function conferred by this Act or by any other enactment; and*
- (x) perform any other functions provided for under any other enactment*

# Chapter 1

## 1.0 Analysis of District Performance under GSGDA I 2010 – 2013

The 2010-2013 DMTDP was in line with the GSGDA I, a development pathway for Ghana. It was implemented by the then Tolon/Kumbungu District until 2012 when the Tolon District was carved out, which then meant the new District had to continue with the implementation of the components of the plan that relates to its area of coverage. With the end of the implementation timeframe, it became necessary to conduct a review of the District's performance over the plan implementation period. The exercise called for a District development review covering a one day workshop session. The workshop was held in the District Assembly Hall on the 4<sup>th</sup> December, 2013.

The main objective of the workshops was to review the district development for 2010-2013 and identify the challenges ahead so as to properly strategies to tackle them. The focus of the review was on achievement of set goals, objectives and targets which are linked to assessing the implementation of;

- a. appropriate programmes and activities relating to the thematic areas;
- b. other interventions (new projects and other initiatives) not covered under the previous policy framework;
- c. cross-cutting issues such as District HIV and AIDS Plans, gender, environment, Climate Change, population, social protection programmes, etc. and;
- d. revenue and expenditure performance

The review thus, analysed the progress of the DMTDP (2010-2013) for the past 4 years and also identified shortfalls and how to remedy the situations through interventions from the 2014-2017 DMTDP.

It was realized that, though the District achieved some success, it encountered significant problems during the implementation of the plan. The problems were the untimely the DACF and the DDF; as well as poor IGF to support the District Budget. In spite of these inhibiting conditions, the goodwill of the people of the district; and the continued presence and interest of NGOs/Donor enhanced the successes gained.

It should be noted that, during the period under review, the Assembly overall performance was less encouraging especially on implementation of physical projects under the District Assembly Common Fund as well as the IGF. Meanwhile, the Assembly was able to chalk some success in the area of the Donor Funded projects (eg. DDF projects).

The summary of the review was presented in line with five of the seven thematic areas of the Ghana Shared Growth and Development Agenda (GSGDA) I, namely:

1. Enhancing Competitiveness of Ghana's Private Sector;
3. Accelerated Agriculture Modernisation and Natural Resource Management;
5. Infrastructure and Human Settlements;
6. Human Development, Productivity and Employment;
7. Transparent and Accountable Governance

### **1.1 Enhancing Competitiveness of Ghana's Private Sector**

Over the period under review, most targets under this sector were not achieved. Out of seven projects/programmes identified, only three (42.9%) are in various level of implementation. The district in term of market stall construction, none was constructed within the period under review. Likewise, little has been achieved in terms of up-grading 3 markets in the district. It is however clear that, in terms of tourism, site were identified but yet to be developed. There is therefore the need to develop such potentials in order help generate revenue.

### **1.2 Accelerated Agriculture Modernisation and Natural Resource Management**

The review revealed that Tolon District reflects agrarian economy with about 74% of the labour force engage in agric activities. Food crops such as, maize, rice, groundnuts, yams are cultivated. There is generally low yield cross crop production compared to animal rearing as displayed by the tables below. This has can be attributed to loss of soil fertility and low adaptation of modern technology. The tables 1.1 and table 1.2 show estimated average yield of major crops and estimated animal population over the period under review.

**Table 1.1: Average Yield per Acre (Figures in maxi bags for grains and Kg for tuber)**

	2010		2011		2012		2013	
	Target	Achievement	Target	Achievement	Target	Achievement	Target	Achievement
Maize	15	8	15	8	15	8	15	8
Rice	25	10	25	8	25	10	25	10
Yam	600	350	600	350	600	350	600	350
Groundnut	35	15	35	15	35	15	35	15
Sorghum	15	5	15	5	15	5	15	5
Soy Bean	15	5	15	5	15	5	15	5
Cowpea	15	5	15	5	15	5	15	5

Source: DADU 2013

**Table 1.2: Estimated Animal Production**

Animal	2010		2011		2012		2013	
	Target	Achievement	Target	Achievement	Target	Achievement	Target	Achievement
1. Cattle	55000	46139	57750	48445.95	60637.5	50868.25	63669.38	53411.66
2. Sheep	65000	57607	68250	60487.35	71662.5	63511.72	75245.63	66687.3
3. Goats	55000	47659	57750	50041.95	60637.5	52544.05	63669.38	55171.25

Source: DADU 2013

In terms of infrastructure, out of 8 quarters planned for the staff of the DADU staff, only one (12.5%) was built and yet to be handed over. About 33% warehouse targeted for was achieved over the period, whereas none was built for the 6 No. irrigation dams targeted.

### **1.3 Infrastructure and Human Settlements**

#### **1.3.1 Electricity**

The district equally saw an increase in the number of communities that are connected the national grade. Thus, out of the 109 communities, 49 are connected with 10 on-going under the Government of Ghana Rural Electrification Programme.

#### **1.3.2 Transport**

The review showed that, the District has most its transport infrastructure to be feeder road with only Nyankpala-Tolon road under tarring. Out of the total 15 feeder roads with 116.75 km, about 82% completion of work is done in terms of re-shaping and grass cutting. On the highways, the Nyankpala-Tolon (8km) stretch has received its first phase of tarring and work on-going to complete the second phase. The transport sector, due to its high percentage of feeder roads also

means continuous re-shaping especially during raining season. There is the need for increasing the percentage of tarred roads so as to reduce the high cost of maintenance almost every year.

### ***1.3.4 Physical Planning***

Over the years under review, the department has implemented the physical plans. However numerous challenges have plagued the smooth sailing of the office. Inadequate staff and working equipments, under bounded town layout, and Lack of means of transport for the office are among the many challenges facing the physical planning unit.

#### ***Challenges/Issues/Problems***

The challenges include;

1. Inadequate of District Town and Country planning Staff
2. Poorly equipped and functioning of the District Town and Country Planning Office
3. Poor and uncontrolled settlement development

### ***1.3.5 Water and Sanitation***

The review also assessed the water and sanitation situation in the District. The table 1.3 and table 1.4 indicate Percentage of population served with water and sanitation Facilities as well as the Condition of Sanitation Facility in the various Area councils.

***Table 1.3: Percentage of population served with water and sanitation Facilities***

<b>TYPE OF WATER AND SANITATION FACILITIES</b>	<b>PERCENTAGE OF POPULATION SERVED</b>			
	2010	2011	2012	2013
Boreholes	10	5	3	5
covered wells	5	6	3	5
pipe-borne water	2	2	4	5
other safe water source	2	1	5	1
using safe excreta disposal facility	5	5	2	1
KVIP	3	6	10	15
VIP	1	4	2	2
other safe excreta disposal source	2	2	2	3
households with safe excreta disposal facilities	2	2	3	2
waste with disposable facilities:	5	5	5	6

A. Solid waste	2	5	6	5
B. Liquid waste	5	2	1	2

TDA, 2013

**Table 1.4 Condition of Sanitation Facility in the various Area councils**

DISTRICT / AREA COUNCIL	No. OF PUBLIC TOILETS			No. OF HOUSEHOLD TOILETS			NUMBER WITH HAND WASHING FACILITIES P= -- ;HH =
	Existing	NUMBER IN USE	NUMBER CLEAN	Total Existing	NUMBER IN 2012	NUMBER IN 2013	
TOLON	12	11	5	83	60	83	7
NYANKPALA	11	11	5	673	507	673	98
TALI	9	9	2	98	64	98	5
YOGGU	2	2	2	43	28	43	2
LINGBUNGA	3	3	1	58	44	58	1
KASULYILI	4	4	1	67	52	67	5

TDA, 2013

#### **Challenges/Issues/Problems**

The challenges recorded in the water and sanitation sector includes Low coverage of portable water supply, Water quality problem, inadequate funds for provision of sanitation facilities and Poor coordination of effort by development partners in the water sector, lack of an area mechanic, as well as inadequate spare parts shop in the district.

## **1.4 Human Development, Productivity and Employment**

### **1.4.1 Education**

The number of Primary Schools under the review increase from 63 to 68; Junior High Schools moved up from 14 to 19, whilst the Senior High Schools increased by two (1 public and 2 private). There a vocational/technical was also built over the period. There was no teacher training college established in the district. Generally, total enrolments couple with school infrastructure equally increase within the period. The detail can be found in the district profile.

#### **School Feeding Programme**

The district within the period under review had 9 schools from the previous 23 schools enrolled in the Ghana Government and World Food Programme School feeding programme. This was due to the division of the previously Tolon/Kumbungu District to the current Tolon and Kumbungu Districts. The schools include, Kpalgun Zion Primary, Gburumani Ahmadiya Primary, Gbulahigu Primary, Kangbagu, Tolon-Yipelgu, Woribogu-Kukuo/Kpalisogu, Gurigu, Kunguri and Dabogu-shee. The total beneficiaries under this programme are 3322 pupils. The programme

is contributing significantly to increasing school enrolments in the District. Some of the challenges under the educational sector can be found under the profile.

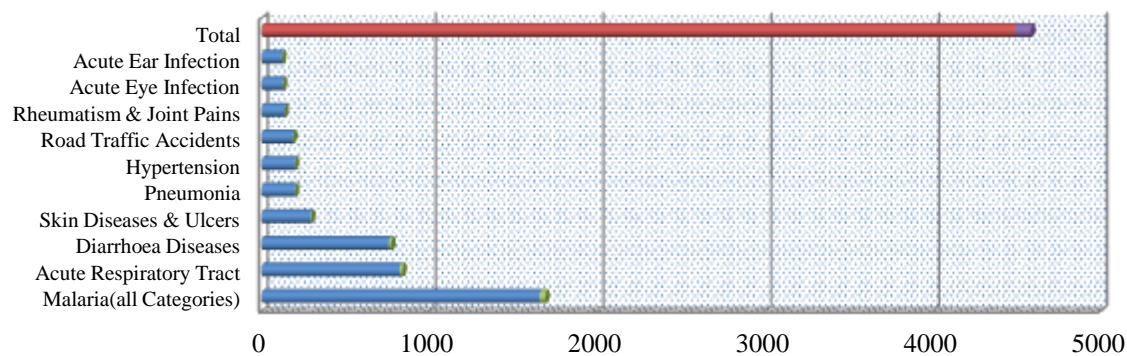
#### *Challenges /Issues/Problems*

The Directorate is faced with several challenges among which are, poor finance; inadequate teaching and learning material especially text books for basic schools; poor infrastructure; inadequate furniture, lack of means of transport especially for monitoring etc. these situations have much negative impact on the success of the Directorate and the entire education in the District. It is therefore not surprising given the poor literacy situation stated above.

#### **1.4.2 Health**

Health service delivery over the period has been marked by some chequered experiences. The Figure 1.8 displays top ten causes of OPD attendance in the District. It indicates that, Malaria (all categories) seem to dominate especially among pregnant women with 37% whereas Acute Eye Infection 3% assumes a minimal condition. Though interventions such as Indoor Residual Spray (IRS), Long Lasting Insecticide Net (LLIN) universal coverage, Intermittent Preventive Treatment (IPT) at the ANC, C4D activities etc. there is therefore the need for more education to help check the situation. It should also be noted that, most of the cases of malaria in pregnancy are presumptively treated due to lack of laboratory facilities in the District.

**Figure 1.8: Top Ten Causes of OPD Attendance in the District**



	Malaria(all Categories)	Acute Respiratory Tract	Diarrhoea Diseases	Skin Diseases & Ulcers	Pneumonia	Hypertension	Road Traffic Accidents	Rheumatism & Joint Pains	Acute Eye Infection	Acute Ear Infection	Total
Series1	1656	823	758	291	197	196	184	135	126	121	
Series2											4487
Series3	37	18	17	6	4	4	4	3	3	3	
Series4											100
Series5											

**Source:** District Health Directorate, 2013

### **Health Challenges/Issues/Problems**

The key challenges identified in the health sector at the review numerous and varied and include inadequate Professional Health Staff (nurses, midwives, Doctors etc), Poor road access, Inadequate Finance, Low motivation of staff, Inadequate staff accommodation, unequipped laboratory.

## **1.5 Transparent and Accountable Governance**

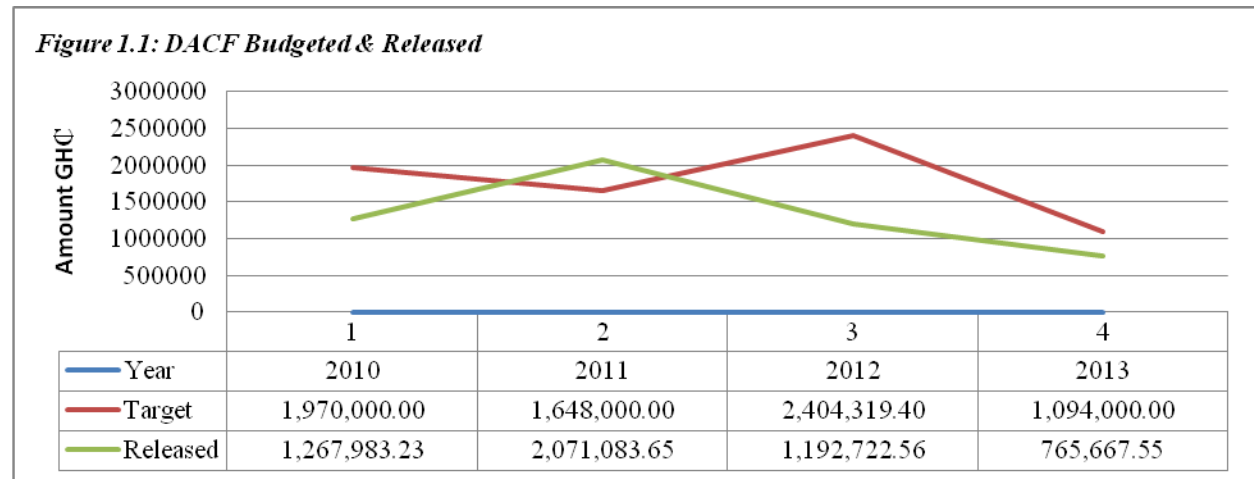
### **1.4.1 Revenue performance for 2010-2013 DMTDP**

The DA in the 2010-2013 DMTDP set a target of increase its IGF by 30% with about fourteen programme/projects. However, only about 50% of programmes/projects were fully implemented. The result had much impact especially on IGF as shown in the financial analysis below.

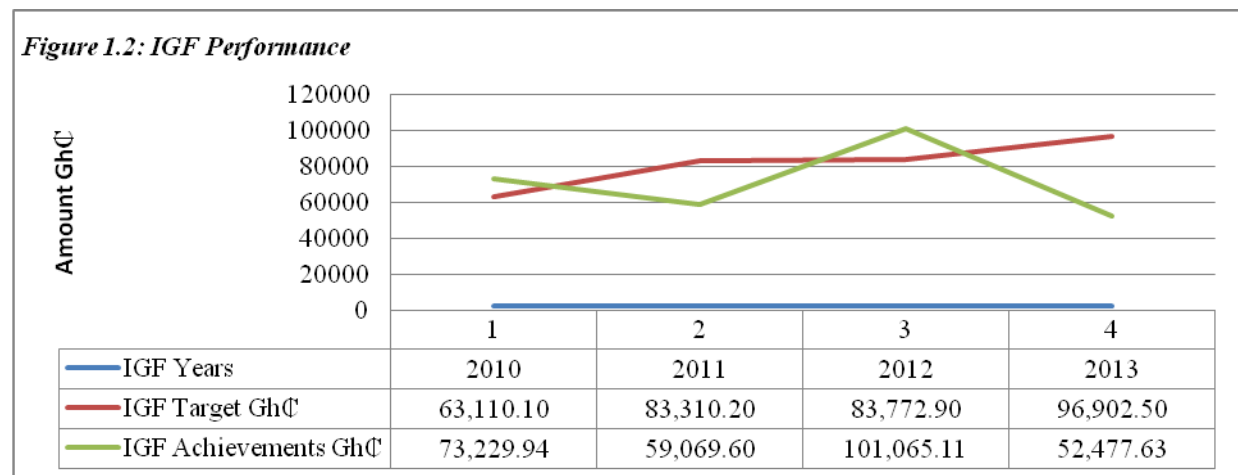
The review took a look at the financial performance for the entire plan period. The receipts include; the DACF, IGF, DDF and other sources whereas the expenditure covers administration and social services. Figure 1 to figure 7 indicate the pattern of revenue and expenditure during the 2010-2013 plan implementation period. Generally, it shows that, releases from the Central Government fluctuated and mostly saw a downward trend. DACF and DDF for instance were

only above targets in 2011 and 2012 respectively. Also IGF only went beyond its target in 2012 whilst the remaining year recorded lower figures. However, other releases from government continued to see ascendancy after 2011.

In term of expenditure, the DA continued to expend beyond targets on administration after 2011 as shown in figure 1.5. This was however different in the case of social service expenditure as such social infrastructural spending was always below target (figure 1.6). It should be noticed that, the period under review, revealed a general deficit budget as more was spent against less receipts (figure 1.7). There is therefore, the need for the Central Government to be committed to releasing funds in time and in full whilst the DA design effective strategies that will increase IGF for the implementation of Programmes and projects in the 2014-2017 DMTDP.

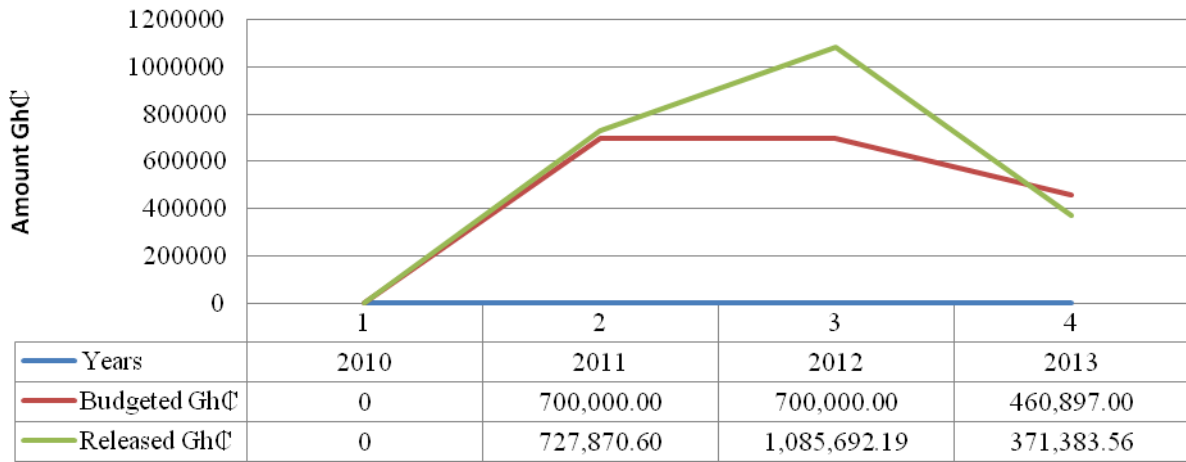


Source: TDA, 2014



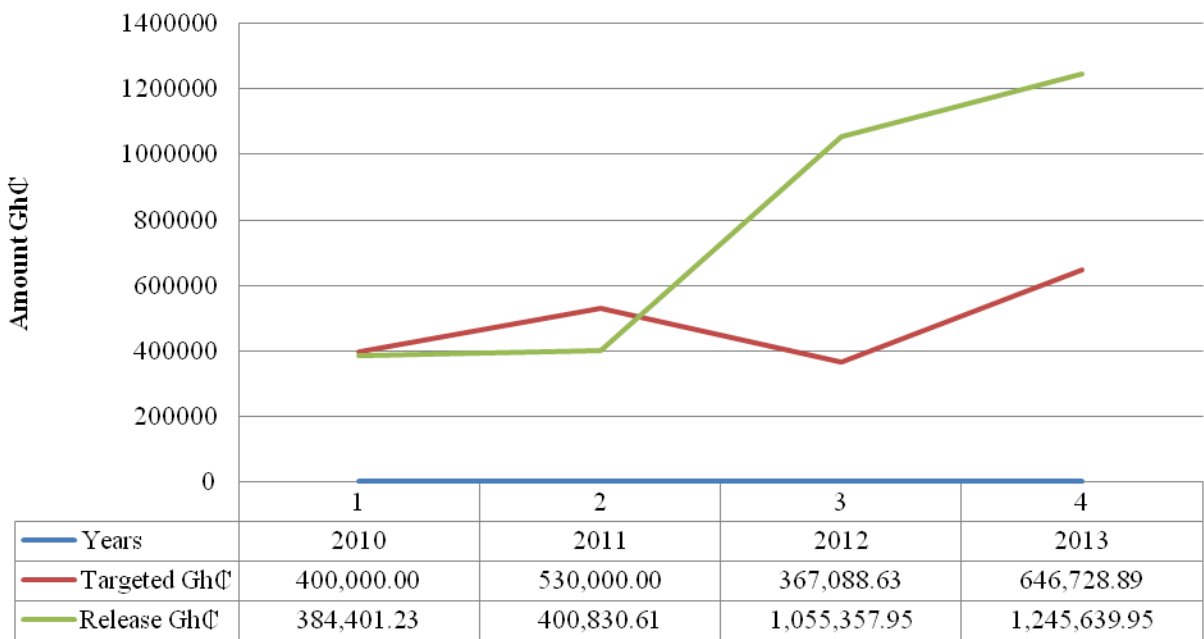
Source: TDA, 2014

**Figure 1.3: DDF Budgeted & Releases**



Source: TDA, 2014

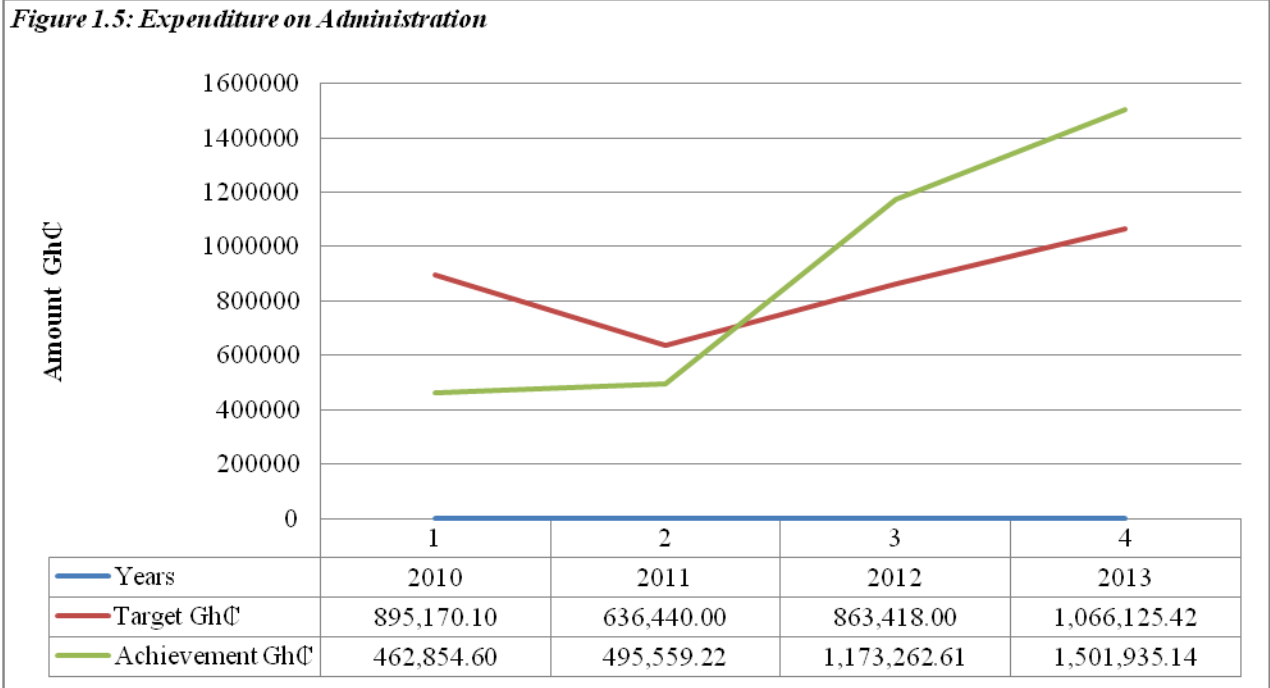
**Figure 1.4: Other GOG Releases**



Source: TDA, 2014

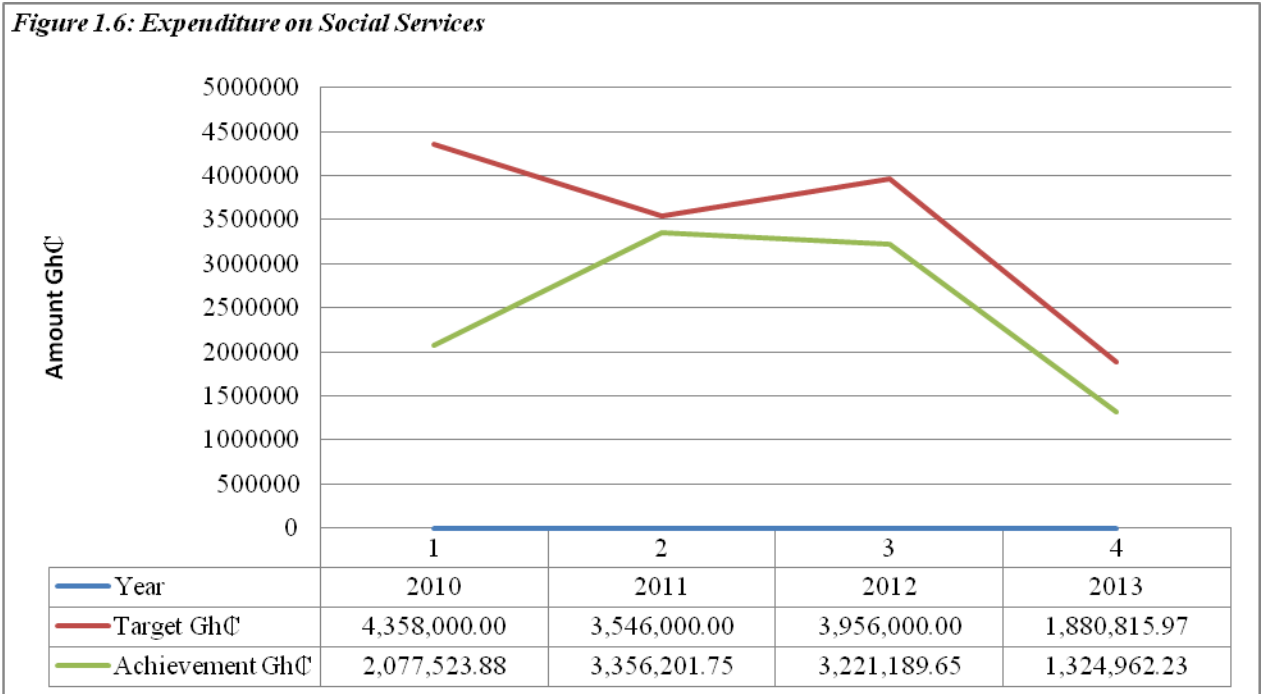
### 1.5.2 Expenditure for 2010-2013 DMTDP

**Figure 1.5: Expenditure on Administration**

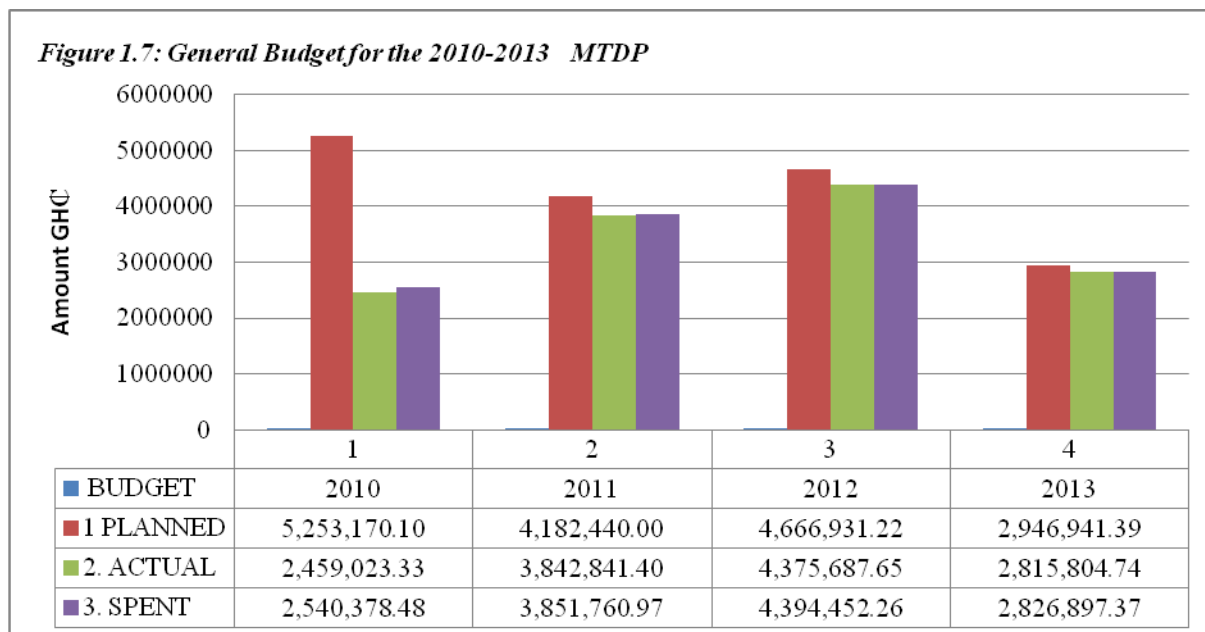


Source: TDA, 2014

**Figure 1.6: Expenditure on Social Services**



Source: TDA, 2014



So

urce: TDA, 2014

### **Challenges/Issues/Problems in revenue mobilisation for the 2010-2013 DMTDP**

The challenges include;

1. Over reliance of the central government and donor funding
2. Poor monitoring of revenue collectors
3. Lack of means of transport for monitoring revenue mobilising activities
4. Poorly developed and management of markets and tourist sites to raise revenue
5. Poor expenditure control systems
6. Non-functioning of some Area/Town Councils to help in revenue collection

## **1.2 District Profile**

The Tolon District Assembly came into existence in 2012 by LI. 2142 with Tolon as the district capital. Hitherto, the district was known as the Tolon/Kumbungu; one of the 45 districts created by the then Provisional National Defense Council (PNDC) Law 207 in 1988. The inauguration of 42 new districts in 2012 made Kumbungu a separate district, thus culminating in the existence of the Tolon District.

### **1.2.1 Physical and Natural Environment**

#### **Location**

The District lies between latitudes 9<sup>0</sup> 15` and 10<sup>0</sup> 02` North and Longitudes 0<sup>0</sup> 53` and 1<sup>0</sup> 25` West. It shares boundaries to the North with Kumbungu, North Gonja to the West, Central

Gonja to the South, and Sagnarigu Districts to the East. It also covers a total land area of 1353.65550 Sq. KM.

### ***Climate***

#### ***Rainfall***

The district is characterised by a single rainy season, which starts in late April with little rainfall, rising to its peak in July-August and declining sharply and coming to a complete halt in October-November. The dry season starts from November to March with day temperatures ranging from 33<sup>0</sup>C to 39<sup>0</sup>C, while mean night temperature range from 20<sup>0</sup>C to 26<sup>0</sup>C. The Mean annual rainfall ranges between 950mm - 1,200mm. The area experiences occasional storms, which have implications for base soil erosion depending on its frequency and intensity especially when they occur at the end of the dry season. The situation also has an implication as staple crop farming for instance is highly restricted by the short rainfall duration.

#### ***Temperature***

The District is characterised by Harmattan winds mostly between October and December. These winds, which blow across the Sahara desert, are warm and dry causing significantly daily temperatures to rise, thus, making the soil to lose moisture rapidly. Maximum day temperatures are recorded between March-April of about 45<sup>0</sup>C while minimum night temperatures of about 12<sup>0</sup>C have been recorded in December-January. The humidity levels between April and October can be as high as 95% in the night and falling to 70% in the day. Night humidity for the rest of the years ranges between 80% and 25%. The mean annual day sunshine is approximately 7.5 hours, making the temperature to be generally warm, dry and hazy around February to April. The district is generally warm.

#### ***Vegetation***

The main vegetation is grassland, interspersed with guinea savannah woodland, characterised by drought-resistant trees such as acacia, (*Acacialongifolia*), mango (*Mangifera*), baobab (*Adansoniadigitata* Linn), shea nut (*Vitellariaparadoxa*), dawadawa, and neem (*Azadirachtaindica*). Major trees species include the sheanut, dawadawa, mango, which are economic trees and form an integral part of livelihood of its people. There is also the neem which is mostly has some medicinal use. The dense woodlands and forests along river valleys (especially areas along the basin of the White Volta and its tributaries) is gradually beginning to change due to the influx of

people. The vegetation is also annually affected by bush fires, which sweep across the savannah woodland each year. There is therefore the need for education and stringent measure that will help deduce the bush-fires.

### ***Topography and Drainage***

Generally, the land is undulating with a number of scattered depressions. There are no marked high elevations throughout the district. The land is drained by a number of rivers and streams, most prominent being the White Volta. Among the major tributaries of the White Volta are Kulabong, Koraba, Salo, Bawa and Winibo. The major river and its tributaries exhibit dendrite drainage patterns. Most of these tributaries dry up during the dry season. Besides, there exist smaller dams and dug-out in some communities in the District. There is therefore the need, for more investment in this sector as it can help reduce the poverty and the migration of youth especially girls to the South.

### ***Soil***

The soil is generally of the sandy loam type except in the low lands where alluvial deposits are found. There are also deposits of gravel which are sold for economic value. The nature of the soil makes it highly vulnerable to sheet and gully erosion. This condition happens primarily because of the perennial burning of the natural vegetation, leaving the soils exposed to high weather intensity. The continuous erosion over many years has removed most of the top soils and depleted its organic matter content. This situation does not allow the soil fauna to thrive and hence, leading to low agricultural yields.

## **1.2.2 Culture**

### ***Ethnicity***

Though one can find other tribes along the White Volta, Mole-Dagbomba is the predominant ethnic group, constituting 98.2% of the population. The Akan is about 0.7%, Ga-Adangbe 0.1%, Guan (0.2%), and Gurma (0.1%) and other minority of 0.4% (Ghana Statistical Service-2010 PHC, 2012). This implies the people of Tolon District co-exist peacefully with varied ethnic groups which serve as a very good ground for investment.

### ***Religious Beliefs***

Islamic Religion is predominant forming 94.1% compare to the Region 60.0%. However it is worth mentioning that, there are pockets of other spectrum religious denominations of the population especially in the urban settlements. These include Christians (3.7%), Traditional Belief (1.5%)

whereas those without religion constitutes 0.5% (Ghana Statistical Service-2010 PHC, 2012). In a whole, the people of the District are religious and this can serve as a tool that can be used to build peace and further strengthen the co-existence among the people.

### ***Festivals***

The popular festivals that are celebrated in the Tolon District include the *Bugum* (fire) and *Damba* festivals. The *Bugum* festival is an annual festival celebrated by Dagomba who are the main ethnic group in the District. It is celebrated in the lunar month of *Bugum* in Dagbani and Muharram in Arabic. *Bugum* is the first month of the lunar calendar of the Dagomba. The origin of the festival is shrouded in mystery as Islam and Dagbon cultures each claim to own it. There is, however, some inter-relationship between the two cultures as they have influenced each other with the passage of time. The *Damba* on the other hand is both a dance and a festival and is the single most important festival celebrated across the District and beyond. Oral tradition has it that, the word *Damba* is a Mandingo word meaning “Big Dance” but it is also strongly believed to be a Dagomba word *dambahi* meaning “shake oneself freely”. In terms of development, the festivals do not only promote the culture of the people of the Tolon District, but can also serve as a platform for tourism. Steps must therefore be taken to market these potentials through the media and other channels so as to utilize their full benefits.

### **1.2.3 Settlement Systems**

Generally, the Tolon District has two main settlements pattern which includes the linear where most of the communities and houses are said to be along White Volta or trunk road linking Tolon and Nyankpala; as well as nucleated where villages or houses are said to be clustered.

The state of roads in the district is poor. The district is served by a single tar road linking Tolon and Nyankpala to the regional capital Tamale. The rest of the network is made up of feeder roads which are dusty during the dry season but rendered almost impassable during the rainy season. During the rainy season, however, the northern part of the district (known as Overseas) across the White Volta is cut off, and canoes become the only means of transport during this period. Availability and access to infrastructural facilities such as hospital and secondary schools is therefore very poor especially in the remote areas. It is therefore important to improve road infrastructure as well as increase the access of social facilities in the district

#### **1.2.4 Economy of the District**

The Tolon District has a lot of opportunities awaiting private investment; joint venture partnership between the private and the public sector. In Agricultural sector, studies have indicated that along the banks of the White Volta, irrigation farming is feasible and can take place throughout the year. There is a dam at Golinga with a small scale irrigation facility for farmers engaged in the cultivation of different crops ranging from vegetables to cereals. Available records show that, the Tolon District has a comparative advantage over the other districts in the northern region due to its numerous potential. The District Assembly really encourages this dry season farming through its National Youth Employment Programme (NYEP). It equally the Rural Enterprise Programmes (REP) that aims at promoting business development and promotion at the district. The District is endowed with vast truck of pasture suitable for livestock production. The District is also blessed with a good breed of cows, sheep, goats, and pigs. Another area of investment yet undeveloped is the poultry industry.

#### ***District Income, Poverty Levels and Standard of Living***

Generally the standard of living is very low as compared to the National average as indicated in the District poverty mapping. The people earn very little and cannot save to build up capital for development. The average income per month for a household is about GH¢20.20. The District is among the numerous poor districts as majority of its inhabitants are peasant and subsistent farmers who farm on subsistence basis making it difficult to even offer some of their produce for sale. This has culminated into most of the youth travelling to the South for non-existing jobs. Thus, the District is well known as contributing significantly to the incidence of ‘Kayaye’ which is a national canker. This, among other issues like malnutrition and unemployment, can testify the poor standard of living in the District.

#### ***Agriculture Production***

The sector accounts for about 74% of the district’s labour force. This reflects the agrarian nature of the economy. In both rural and town areas of the district, most people cultivate food crops like maize, rice, groundnuts, yam amongst others. Observations from a field survey indicate that, the method of farming is basically traditional using hoes and cutlasses. Food production in some cases is mechanized with the use of animal traction and few tractors. The traditional methods of farming are often associated with poor yields. The yield from the land under cultivation shows that, in most case, the yield is below expectation. The situation therefore, looks frustrating to farmers and a lot of

people tend to rather shift to other occupation to supplement their earnings. Farming is therefore no more attractive to some people especially the youth. The industry needs some amount of innovation to restore it as a paying job to the people. The table below show yield per acre of various crops in the District.

***Crop Yield per Acre***

maize	rice	millet	yam	groundnut	sorghum	Soya beans	cowpea	cassava
1.6	2.4	1.2	12	1.3	1.6	1.5	1.5	10

**Source:** DADU, 2012.

***Land Tenure and Development***

Land in Tolon District is mostly family owned and its control rests on the family head as the sole custodian. But the overseer of the entire land of the area is the Yaa-naa (Paramount Chief of Dagbon) and the divisional chiefs of the town acts as the resident trustee on behalf of the ‘Dagbon Skin’. Ownership and any other interests to lands are derived from the allodial title. One unique thing about this tenurial arrangement is that, acquisition becomes permanent when it is meant for housing. Though still under the legal ownership of the skin, once the proper procedure of land acquisition for housing development is complete, the interest on land perpetuates. This however, does not apply to agricultural lands. Here, no agricultural lands are sold, hired or leased for - at least for - peasant farming. All that is required is to approach the landowner with “kola or money” and a plot is offered. This system of ownership of land is friendly to all kinds of land development - either for residential purpose or otherwise.

***Institutional arrangement of the Agric Sector***

There is also weak institutional support for farmers, inadequate logistics for extension staff, inadequate supply of efficient management of agricultural machinery and equipment, inadequate credit for farmers, insufficient information, high cost of inputs and spare parts and low response to animal health care services. Some investment programmes/projects in the district agriculture sector include the following:

- Northern Rural Growth Programme (NRGP)
- Rice Sector Support Project (RSSP)
- Block Farm Programme (BFP) etc.

Investors are invited to invest in Agriculture in the Tolon District. They are assured of the necessary support and cooperation from the District Assembly and the technical services from the skilful Agricultural Extension Agents of the food security sector.

Other potentials that can boost agriculture within the district are:

1. Land-Potential resources which is readily available
2. Irrigation facilities- White Volta and Golinga for all year cropping
3. Research Institutions-SARI, ARI and UDS
4. Availability of farm labour
5. Research-Extension-Farmer Linkage-to ensure effective technology transfer and adoption
6. Commercial production of legumes and vegetables
7. Commercial Production of roots and tubers
8. Small and large ruminant production
9. Industrial cash crop production

### ***Challenges in the Sector***

Some challenges identified are;

The farming activities are hampered by problems such as:

- Inadequate access to extension service
- Over-reliance on rain-fed agriculture,
- Low application of science, technology and innovation in the various production and distribution chains as well as
- High cost of farm inputs etc.

### ***Food Security***

The people of Tolon district mainly rely on local produce from farmers. The following are the percentages of households in the production of the various farm produce; cereals (99.8%) legumes (88.3%), tubers (80.6%), whiles 35.7% of the farming households cultivates vegetables, and 15.3% fruits (Ghana Statistical Service, 2013). Others are tomatoes, pepper, onion, okro and garden eggs. Industrial crops grown are cotton, tobacco, (grown as a cash crop but also for local consumption), cashew, and sheanuts. Most of the most people are subsistence farmer so rely mostly on what they farm for feeding. Thus, little is left for sale.

The main problem facing crop production is the hazardous environment for crop farming which is reflected in perennial flooding of farmlands, unfavorable weather conditions (Drought), erratic

rainfall, perennial bush fires and declining soil fertility. Some of these problems are however due to poor environmental management relating to inefficient farming practices and hunting for fuel wood. A baseline survey result reveals that, households mostly use firewood as their main source of energy for cooking. These practices aggravate the incidence of land degradation, which gradually drift the District into desertification.

### **1.2.5 Governance**

#### ***Traditional Political System***

There are nine Sub-Chiefs who pay allegiance to the “Yaa-Naa,” the King of Dagbon. They include, Nyankpalana, Tolon-Naa, Waribugulana, Gburimanilana, Kasulana, Lingbunlana, Kpedulana, Dimabi-Naa, and Zantani-Naa. The structure of the traditional system does not only promote the culture of the people, but it enhances a peaceful and harmonious environment for development.

#### ***Political Establishment***

The Tolon District Assembly has 24 elected members and 11 Government appointees; adding up to 35 members. The District Chief Executive and one Members of Parliament are also members but have no voting rights. There are other subcommittees that help with the decision making process of the Assembly; these include- the Executive committee, the Finance and Administration, Works, Development Planning subcommittee and Social Services, Public Relation and Complaint subcommittee. The district also has four (4) Area Councils and two (2) town councils. There are 24 Unit Committees and one (1) Parliamentary Constituencies. The co-ordination between departments and developmental planning in the district needs to be improved with much community participation.

There is a District Co-coordinating Director who is the secretary to the Assembly and the head of the bureaucracy with twelve (12) Decentralized departments: Central Administration, Finance, Education, Agriculture, Social Welfare, Community Development, Works, Co-operatives, Health and National Disaster Management Organization etc. However most of these departments lack the requisite officers, offices and residential accommodations.

The District Assembly is the highest administrative and political authority in the District. Under Section 10 of the Local Government Act, 1993 (Act 462). The Assembly exercises deliberative, administrative and Executive functions in the District. It is responsible for the overall development

of the District by way of preparation of development plans and the budget related to the approved Plans.

### **Committees of the Assembly**

The Executive Committee of the District Assembly in compliance with sections 24 (1) of the Local Government Act, 1993 (Act 462) has established the following sub-committee

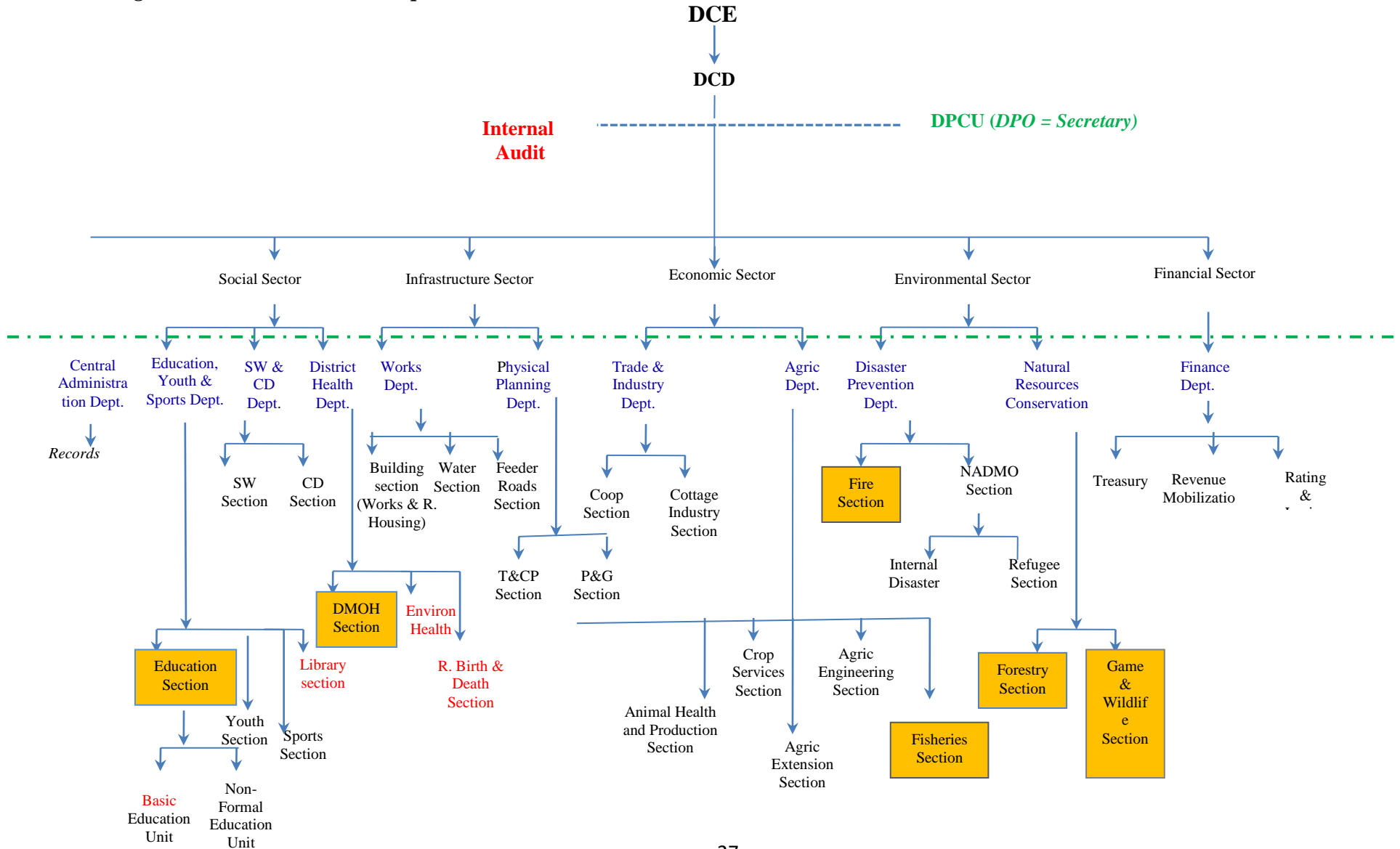
- ❖ Finance and Administration
- ❖ Works
- ❖ Social Services
- ❖ Development Planning
- ❖ Justice and Security
- ❖ Environmental

Also all Area/Town Councils have permanent office accommodation but are not functioning due to the inability of the Assembly to recruit personnel to run them. In order to ensure development at the local level, the Assembly must ensure that all the sub-structures especially the Area Councils are functional. The organogram below is a structure of the District Assembly.

# DISTRICT ASSEMBLY



Diagram 1: Administrative Set-up



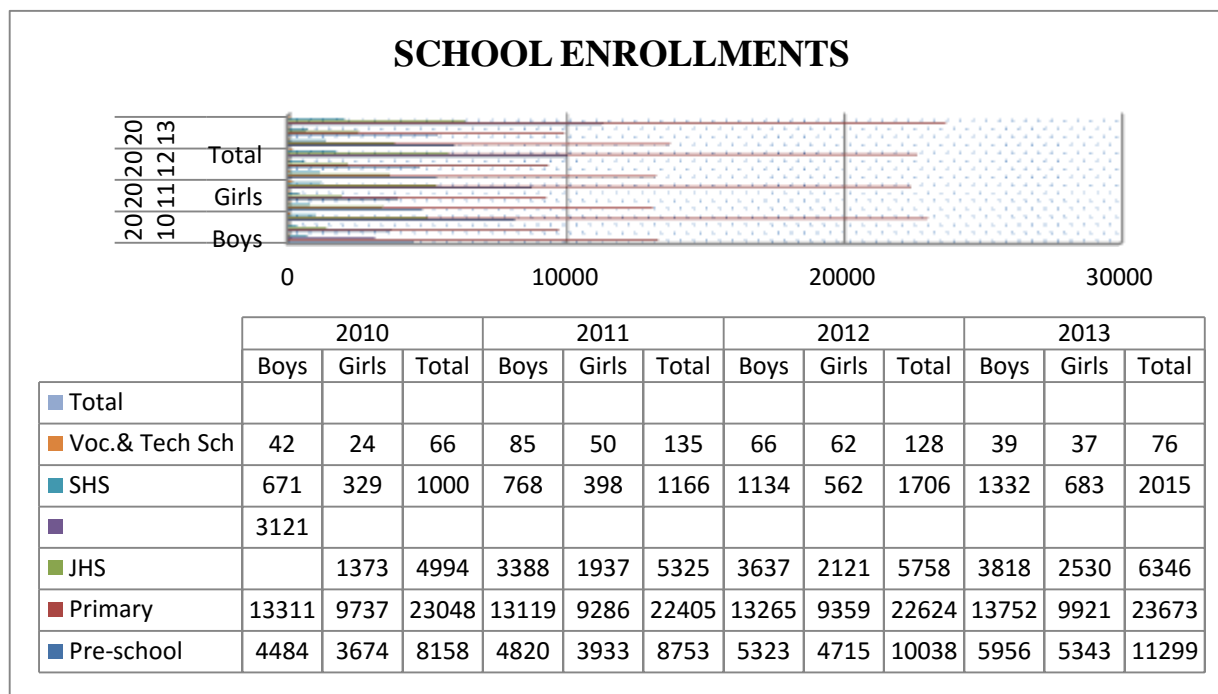
## 1.2.6 Social Services

### Education

The District Directorate of Education in the Tolon has five educational circuits namely; Nyankpala, Tolon, Tali, Kasuyili, and Lungbunga. The District has 68 KGs, 69 Primary Schools, 19 Junior High Schools, 3 Senior High Schools (1 public and 2 private). However, it is sad to note that, the District is among those in the country with serious deprivation and recording one of the lowest literacy levels in the Northern Region. The 2010 PHC for instance, indicates that, Tolon has 73.8% of the population who are not literate in any language as compare to the Region percentage of 62.5. That apart, the District shows vast difference between rural (4.3%) and urban (21.9%) literacy which is worst compared to the rest of the districts in the Region. This calls for deliberate efforts toward lifting the standards of education in the area.

*Access and Enrolment in Public Schools (2010 - 2013)*

The District has the highest access rate of 96.7 per cent as against the Regions 80.1% (Core Welfare Indicators Questionnaire, 2003). Given access being defined in terms of distance covered per time, may also imply communities in the area are mostly closer where children can easily walk across another community to school. Therefore, there is more room for improvement through increasing school facilities especially in communities that need them. In terms of enrolments, the figure below indicates it across different levels of education and years.

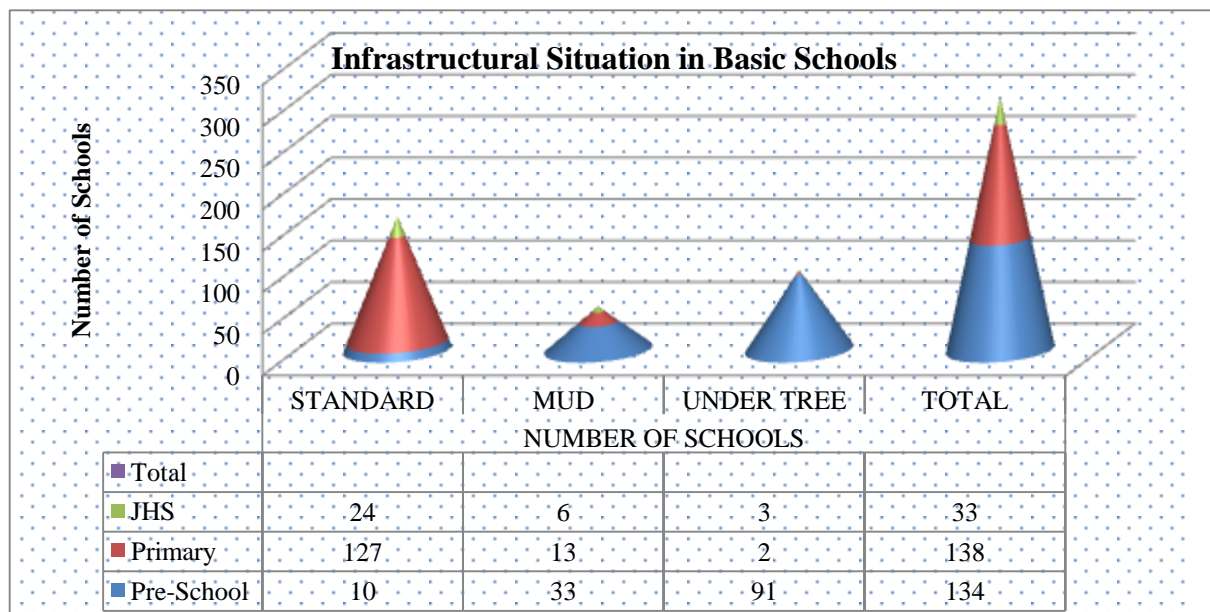


**Source:** District Education Directorate, 2013

Taking a keen look at the total enrolments of the various levels of education, it portrays a continuous increase at the pre-school levels. Relatively, the increase could be seen as marginal. In the case of the primary enrolments, it is even worse such that, in some years (e.g. 2011 and 2012) there is a decline in the total enrolments compared to the 2010. This could be associated to the limited number of basic schools put on the Ghana School Feeding Programme, which is mostly one of the main means of promoting enrolment at the basic level especially in a poverty prone district such as Tolon. Thus, there is the need to increase the number of school under the programme as well as educate people about the significance of educating their children.

In the case of SHS and Vocational/Technical Schools, the low enrolments could be associated to the limited number of such facilities (only one public SHS) in the District. Thus, many graduates from the JHS are more likely to opt for schools out of the District because, they have no choice. It will therefore be a matter of necessity for the Assembly in collaboration with Government and Development Partners to increase the number of SHS in the District.

**School Infrastructural Situation**



**Source:** District Education Directorate, 2013.

The infrastructural facilities in the educational sector of the District are displayed in the figure above. The standard refers to the schools mostly built by the government and NGOs whereas the mud means locally built schools. The figure shows a comparatively high number of schools built with standard facilities. It is however equally important to note the huge number of schools

especially at the pre-school and primary levels still built with mud or under trees. This condition needs great attention given the influence the school environment has on children. Thus, with such poor infrastructural facilities, there is the high likelihood the environment will not be attractive enough to attract and retain pupils in school. It also means that, in the event of rainfall, it becomes a holiday for schools under trees. This then calls for improvement by increasing the rate of not only eliminating schools under trees, but also reducing the number of schools built with mud.

### **Current Pupil/ Teacher Ratios for Public and Private Schools**

<b>PUBLIC</b>	<b>PUBLIC</b>			<b>PRIVATE</b>		
	<b>ENROLMENT</b>	<b>STAFFING</b>	<b>PTR</b>	<b>ENROLMENT</b>	<b>STAFFING</b>	<b>PTR</b>
Pre-School	11299	206	55:1	489	13	65:1
Primary	23673	809	30:1	229	7	33:1
JHS	6346	341	19:1	0	0	0
SHS	2015	88	23:1	112	8	14:1

**Source:** District Education Directorate, 2013

As displayed by the table, the teacher-pupil ratios of nursery, primary, junior and senior high schools in the District are as follows. The district average pupil/teacher ratio for pre-school 55:1 against the Nation Standard of 25:1 this will definitely affect the kind of attention a pupil will need especially at this level. There is however, an improvement at the primary (30:1) and J.H.S. (19:1) levels. This situation though looking good, could also be associated to the drop in enrolment from the pre-school to the primary and JHS levels. Also worth mentioning, is the fact that, there is a wide skewness in the distribution of teachers in favour of the urban areas in the district. Thus, as usual; the deep rural communities have very limited number of teachers compared to urban areas such as Nyankpala and Tolon. This calls for an affirmative action to remedy the situation so as to ensure a balance in the distribution of teachers.

## BECE Performance within the District

YEAR	NO. OF SCHOOLS	NO. OF CANDIDATES		NO. OF PUPILS WITH AGGREGATE				NO. PASSED	% PASSED	NO. FAILED	% FAILED
		REGISTERED	PRESENT	6	7-15	16-25	26-30				
2009	24	1443	1434	0	8	206	328	542	38.0	892	62.0
2010	24	1604	1592	0	27	335	482	845	53.0	747	47.0
2011	24	1528	1520	0	13	191	352	556	37.0	964	63.0
2012	24	1723	1723	0	5	197	389	591	34.0	1035	66.0

**Source:** District Education Directorate, 2013.

The table shows BECE performance of basic schools in the District from 2009 to 2012. It indicates that, in 2009 the District recorded 38.0% pass out of 1443 pupils who sat for the exams. This grew to 53.0% in 2010 with 1604 pupils. Since then, the percentage has been declining with 37.0% in 2011 and 34.0% in 2012. The condition calls for urgent measures not only to stop the declining trend, but to also improve performance in the District.

### **Health**

According to the District Health Directorate (2013), there are three sub-districts when it comes to health. These include, Tolon sub-district with Tolon Health Centre, Kpendua CHPS Zone, Tolon R.C.H Clinic, Gburimani CHPS and Yoggu CHPS Zone. The Nyankpala sub-district has Nyankpala Health Centre, Gbulahegu Clinic, Cheshegu, whereas Wantugu sub-district covers Wantugu Health Centre, Lingbunga Clinic, Kasulyili CHPS, and Zantani CHPS.

The District has 109 communities. Access to health facilities in the Tolon District is said to be 54.2% as against 35.0 per cent of households in the region who take less than 30 minutes to reach the nearest health facility, and that of the national average of 57.6 per cent (Core Welfare Indicators Questionnaire, 2003). Thus, relatively though the district may look good, in reality, the area still lag behind in terms of health need which calls for serious attention.

### **1.2.7 Water and Sanitation**

The main cause of diseases in the district is related to the poor sanitary situation. In terms of sanitation facilities, 89.5% households have no toilet facilities and go on “free range”. 10.5% have traditional pit toilets, 5.3% use public KVIP, 2.0% use flushed toilet and 0.9% use bucket or pan latrine. In total, 9.3% of the people have access to safe excrete disposal facilities. According to data collected, solid waste being disposed by burning is 45%; use of refuse dump is 31.1%; indiscriminate disposal is 15.6%; and burying/composting (8.3%) (Ghana Statistical Service, 2010 PHC). Liquid waste is basically left to flow freely in shallow drains and stagnates into shallow pools. Most people also pour water out in the open spaces of their compounds or outside their compounds.

### **1.2.8 Housing**

Due to the very low housing stock in the district, the vast majority of staff of the district lives outside the district as there is lack of residential quarters and inadequate housing for workers. The quality of buildings in the district is also basically very poor. The main material used for constructing residential facilities is mud 93%, 5% use a mixture of cement and mud while 2% households use only cement, 95.7%. The houses are roofed with thatch while 4.3% of the roofs are made of zinc. So the housing situation in the district is too poor which depicts a typical rural situation.

### **1.2.9 Vulnerability Analysis**

The Tolon District has an average of 1.8% of its population being disable compared to the Northern Region of 2.5 percent and the national average of 3.0 percent according to the 2010 PHS Report. Though in term of numbers this may be relatively low, there is however high unemployment rate (64.6%) among the physically challenged in the district. This calls for stakeholders especially the Assembly and NGOs to put in place measures that will protect these people so as not to push them below the poverty line.

Like the Region (28.7%), a greater proportion of the population with these impairments has sight disability in the District. This of course is a reflection of the fact that, Acute Eye Infection has been among the Top Ten (10) cause of OPD attendance. The cause of this could be the recent incidence of trachoma cases across the Region. There is therefore, the need for more education on the disease and also health research to find out if there are other causes.

Also, given the unpredictable nature of the weather and incomes from farming, many young people migrates to down south known as (Kayaye) for

economic reasons. The female especially migrate to Accra and Kumasi but are unable to get employment due to lack of appropriate employment skills. Thus, it is significant for stakeholders in the District to come together with the ultimate aim of reducing this canker through education, training and job creation.

### 1.2.10 Information Communication, Technology (ICT)

According to the 2010 PHS, out of a total household of 8,110, only about 2% Households have desktop/laptop computers, and less than 1% Households has fixed telephone lines (Ghana Statistical Service, 2013). It further, shows a worrying trend in terms of sex. For instance, males dominate in both cases of “Households have desktop/laptop computers” (91.4%) and “Households having fixed telephone lines” (97.3%) compared to their female counterparts in both cases. There is therefore the need to fashion out programmes that can help promote the use of ICT in general and also bridge the gender gap in the use of such facilities.

#### Households having desktop/laptop computers, fixed telephone lines and Sex of head

Number of households	Number		Percent		Households having fixed telephone lines	
	Number	Percent	Number	Percent	Number	Percent
Total	8,110	100.0	161	100.0	75	100.0
Male	7,410	91.4	144	89.4	73	97.3
Female	700	8.6	17	10.6	2	2.7

Source: Ghana Statistical Service, 2010 Population and Housing Census

Data from the census equally shows that, the overall proportion of population 12 years and older in the district who possess mobile phones stood stands at 7,061. It further shows that among the owners of the phones males constitute 75.5 percent as against 24.5 females. The male proportion for internet usage is 79.9 percent compared to the female of 20.1 percent.

This finding means males dominate in both the percentages of mobile phone ownership and internet usage compared to the females’ population in the district. It is equally important to note that, the low access to ICT facilities could have a negative impact on the growth and development of the district especially in the areas of education health, and the economy. Thus, considering the potential ICT have on socio-economic development, it is imperative that stakeholders in the district implement strategies to close the prevailing gaps.

**Population 12 years and older by mobile phone ownership, internet facility usage, and Sex**

I C T Indicators	Number	Percent	Number	Percent	Number	Percent
Population 12 years and older			Population having mobile phone		Population using internet facility	
Total	45,020	100.0	7,061	100.0	1,054	100.0
Male	22,011	48.9	5,328	75.5	842	79.9
Female	23,009	51.1	1,733	24.5	212	20.1

Source: Ghana Statistical Service, 2010 Population and Housing Census

**1.2.11 HIV and AIDS Situation**

Currently the estimated number of persons living with HIV is 53, of which all are under treatment. To reduce stigmatisation, and discrimination these people have organized into an association where they meet regularly. This helps promote socialization and also serve as a platform for support coming from organizations.

**AIDS and STI Control Programmes**

The following are some of the HIV/AIDS programmes in the Tolon District;

- 1) PMTCT: Prevention of Mother to Child Treatment
- 2) Know Your Status
- 3) Livelihood Support to PLHIV (by World Vision International)
- 4) HTC: HIV Testing and Counselling

NO	INDICATOR	2013
	No. Pre-test Counselling	846
	No. Tested	756
	No. Positive	4
	No. receiving positive results	3
	No. receiving post-test counseling	834

**Adolescent Health Services**

The District also has Adolescent Health Service Centres at Tolon and Nyankpala and the members (mainly adolescent girls) meet every Thursday to hold discussions on health issues under the supervision of the District Director of Health Services, the District Public Health Nurse as well as the sub-district heads. This is a good forum for dissemination of HIV/AIDS information.

### *Challenge*

There exist the problem of mobilising adequate funding, in addressing livelihood enhancement, and improving the quality of life of PLHIV in the District.

### **Gender**

Households in the district depend on collective and individual resources generated largely from agricultural activities (Bacho, 2004, 2005). Under traditional family residential arrangements, members of the farm household play specific and critical roles. These roles are based on culturally-specified gender divisions of labour, authority structures and social obligations.

In the Tolon district like any other within the Northern Region, traditionally, men are seen as heads of households and boys as potential heads socialized as providers and thus owners of the production system. This places men and boys in super-ordinate positions. Their assigned roles position them as heirs of household resources, especially land, over which they exercise decision-making concerning production and distribution.

Women and girls however are viewed as wives or potential wives and are socialised into subordinate positions to depend on male members for resources. This put them in disadvantage position in terms of resource control and property ownership such as land.

Limitations on the rights and capabilities of women in the district are reflected in their farm production and engagement in minor farming and petty trading, which focuses largely on non-staples such as rice, beans, groundnuts and vegetables. Yet, women are said to be in the majority according to the 2010 PHC report of the Tolon district.

The household production structure also presents an imbalance gender condition. There is a well-defined hierarchical titling structure in favour of males. Traditional authorities such as chiefs and household heads, who are largely men, are held in high esteem and revered for their decision-making powers and control over resources. Also, within the agrarian production system, male custodianship is purported to guarantee equitable distribution of resources.

This condition calls for education to drum home the significance of bridging the gender gap so as to promote and encourage women and girl empowerment and general economic growth of the district.

### **1.2.12 Environment, Climate Change and Green Economy**

Though the Tolon District has no much in terms of urban related environmental problems, human induced and natural disasters such as bushfires, tree felling and floods have are making serious negative impact on the environment. Tree felling and the perennial burning of the natural vegetation, leave the soils exposed to high weather intensity. The continuous erosion over many years has removed most of the top soils and depleted its organic matter content. This situation does not allow the soil fauna to thrive and hence, leading to low agricultural yields.

### **1.2.13 Population**

According to the 2010 Population and Housing Census, the District's population stands at 72,990. The male and female figures are 36,360 and 36,630 respectively.

#### **Dependency ratio**

The District's ratio is estimated as 96.5% compared to the Regions 96.8 percent (Ghana Statistical Service-2010 PHC, 2012). This means that approximately every working person in the District takes care of one other person. It therefore calls for job creation for the working class so as to improve income that could help care for the dependent. There is also the need for an improvement in implementation of the social related policies such as the Capitation grant and the School Feeding Programme so as to relieve the working class of the burdens.

#### **Sex Ratio**

The Tolon District has a sex ratio of 99.3 which is higher than that of the regions of 98.4, meaning the female population for the District is slightly higher than that of males (Ghana Statistical Service-2010 PHC, 2012).

#### **Population Distribution**

The age group 0-14 makes up about 43.7 percent. The workforce recorded over half (50.9%), whereas the aged indicating 5.4 percent. In terms of locality, the District is general rural (88.4%) in nature compared to the entire Northern Region (69.7%). Its urban population only constitutes 11.6% (Ghana Statistical Service-2010 PHC, 2012). This calls for deliberate policies and programmes that can promote general socio-economic and infrastructural development of the area. There is also the

need for active NGOs to collaborate with the District Assembly toward uplifting the people out of poverty. The Table 1 displays the population by sex and locality.

### Population by Age, Sex and type of locality

Age Group	Sex			Sex ratio	Type of locality	
	Both Sexes	Male	Female		Urban	Rural
All Ages	72,990	36,360	36,630	99.3	8,459	64,531
0-14	31,881	16,509	15,372	107.4	3,052	28,829
15-64	37,154	17,895	19,259	92.9	5,008	32,146
65+	3,955	1,956	1,999	97.8	399	3,556
<b>Age-dependency ratio</b>	<b>96.5</b>	<b>103.2</b>	<b>90.2</b>		<b>68.9</b>	<b>100.7</b>

Source: Ghana Statistical Service, 2010 Population and Housing Census

#### 1.2.14 Science, Technology and Innovation (STI)

The role of science, technology and innovation (STI) is crucial to develop scientific knowledge and appropriate technologies that are central to socio-economic development in the Tolon District.

The ability of local firms and enterprises to access technological know-how is fundamental to shaping their ability to provide products and services, both of the kind that are essential to improve living standards, and that could also promote growth and competitiveness especially in the private sector. In line with this, the District Rural Enterprise Programme provides various forms of technical and innovative skills to people in the district. Some the training are soap making, share butter production and value addition, pomade making etc.

To enhance collaboration between research institutions and the production sectors, the Enterprise works with the Savannah Accelerated Research Institute (SARI), Centre for Scientific among others to train people in the district.

A vocational institute has also just been commissioned to provide training to the youth of the area which will improve middle-level technical personnel to address the provision of basic needs of food, shelter, health, clothing, energy, etc. The Assembly also provides support to people who pursue science in the District. However, more needs to be done in encouraging and enhancing science, technology, and innovation especially in the areas of agriculture, education, among others.

#### **1.2.15 Security**

Generally the Tolon District is peaceful as there is little security threat such as land litigations, chieftaincy disputes, armed robbery among others. This is reflected in the peacefully co-existence among the varied ethnic groups which serve as a very good ground for investment and development for that matter. In terms of institutions, the district has two police stations situated at Tolon and Nyankpala. However, only the one at Nyankpala is operational. There is therefore the need to put the District Police Station at Tolon in use as security issue should be well planned to forestall any eventuality.

#### **1.2.16 Disaster**

The Tolon District exposed to various forms of disasters including storms, floods, bush fires among others. The effects and damages of floods usually on livelihoods in the area are enormous. For 2012 alone, 2,000 households were affected in the entire district according to the District (District NADMO, 2013). Damage and destruction of crops and farmlands, houses, bridges, schools and health facilities were heavy. Other impacts include; damage to the water supply system to their communities (streams and rivers), irrigation systems in the area, food storage and processing facilities (grinding mills). Reports from the Ministry of Food and Agriculture estimated that an area of 24,300 hectares was affected resulting in an estimated production loss of 75,000 Metric Tonnes (MTs) of food crops (including maize, sorghum, millet, ground nuts, yam, cassava and rice) for 2012 alone for the region and the study area was part of this disaster (Musah, Mumuni, Abayomi, and Jibrel, 2013). The floods therefore, trigger a rapid deterioration of existing vulnerable people.

Equally, due to drought and indiscriminate bush burning, the area has lost a greater part of its vegetation cover which could have served as wind breaks. A little storm in most cases therefore rips off people's houses as well as public buildings such as schools. This situation therefore brings

about property lost and the demand for support which could have been channelled into other developmental projects.

### **1.2.17 Water Security**

According to the 2010 PHC, 49 percent of all households in the District have access to an improved source of drinking water, with majority of access in the urban areas. The most common improved source of drinking water for urban dwellers such as Tolon and Nyankpala is piped water. About 1.7 percent of households use water that is piped into their living area and about 7.1 percent use a public tap.

On the other hand, less than one percent of households in rural areas have access to piped water. About 27.4 percent of people in rural areas obtain their drinking water from a tube well or borehole. However, about 1.2 percent of rural households get their drinking water from unprotected wells or springs. Most households (27.4%) in rural areas use borehole/pump/tube well source. The most used source of water for the urban areas is pipe-borne outside dwelling (41.8%) (Ghana Statistical Service, 2010 PHC)

Observations in the field also indicate that some communities still depend on streams, dams and dugouts. In traditional water sources have high incidence of water bound diseases such as diarrhoea as shown list of diseases by the District Health Directorate above. The need for improved source of water for these rural communities is therefore necessary.

### **1.2.18 Migration**

There various kinds of migrant associated with the Tolon District. The number of migrants in the district is 12,105. The numbers of migrants who are born in other regions are 1,647. A total of 165 persons were born outside Ghana. It is also noted that, out of the total population of those born outside the district, a 357 originated from Ashanti region, and the least was from Central region (61) (Ghana Statistical Service, 2010 Population and Housing Census).

Generally the District is noticed as among those in the Northern Region contributing the migration of the young girls (Kayayee) to the South. This situation could serve as one of the breeding grounds for social vices which could lead to diseases such as HIV/AIDS. This is because migration holds more dangers for women than men as they are more vulnerable to

physical, sexual and verbal abuse when travelling (Schatzer /IOM 1994). This situation calls for deliberate programme to reduce the menace.

**1.2.19 Tourism potentials within the district**

A number of largely untapped tourist attractions abound the District. These include, the Jaagbo Sacred Grove and Shrine. The Grove for instance, has been revered by the people all over Dagbon (the land of the Dagombas). It is located near Tali in the District and about 36 kilometres West of Tamale on the Tamale Daboya road. The Grove is approximately 11 kilometres square and is predominantly savannah reverie forest or woodland with a stream running East West direction serving as source of water for some communities fringing it.

The grove also has an amazing diversity of animals particularly birds and small mammals and insects which offer a unique opportunity for educational studies and eco-tourism and also serves as home for crocodiles.

Jagbo Crocodile Pond



Horse Foot (hove) Prints on Tree



**1.2.20 Baseline indicator of the district**

The following are summaries of the baseline indicators in some sectors:

**Education**

<b>1. Kindergarten</b>		<b>District</b>
Access		2012/13
		Baseline
Number of kindergartens	Total	69
	Public	66
	Private	3

Number of pupils in all kindergartens	Total	5,724
	Male	3,106
	Female	2,618
Number of pupils in public kindergartens	Total	5,578
	Male	2,960
	Female	2,618
Number of pupils in private kindergartens	Total	146
	Male	146
	Female	-
<b>Percentage of pupils in private kindergartens</b>	Total	2.6%
Gross Enrolment Rate (GER)	Total	123.8%
	Male	129.8%
	Female	117.3%
Gender Parity Index (GPI) on GER		0.90
Net Enrolment Rate (NER)	Total	111.7%
	Male	116.5%
	Female	106.5%
Distance to school from village centre	Average	0.5km
	Longest	1km
Transition Rate from KG2 to P1	Total	130.6%
	Male	131.1%
	Female	130.0%

District Education Directorate, 2014

<i>Quality</i>		2012/13 Baseline
Number of teachers in all schools	Total	98
	Male	39
	Female	59
<b>Percentage of female teachers</b>		60.2%
Number of teachers in public schools	Total	93
	Male	37
	Female	56
Number of teachers in private schools	Total	5
	Male	2
	Female	3
<b>Percentage of teachers in private schools</b>		5.1%
Percentage of trained teachers	Total	39.8%
	Public	39.8%
	Private	0.0%
Pupil Teacher Ratio	Total	58
	Public	60
	Private	29
Pupil Trained Teacher Ratio	Total	147
	Public	151

	Private	#DIV/0!
--	---------	---------

<i>Physical Infrastructure</i>		2012/13
		Baseline
Number of classrooms in public KG		66
Pupil Classroom Ratio in public KG		87
Percentage of classrooms in public KGs needing major repair		22.7%
Number of new classrooms needed in public KGs		93
Percentage of public KG with play/recreational facilities		7.5%
Percentage of public KG with electricity		9.1%
Percentage of public schools with	Sanitation facilities	95.5%
	Potable water	50.0%

<b>2. Primary</b>		
<i>Access</i>		2012/13
		Baseline
Number of primary schools	Total	68
	Public	68
	Private	0
Number of pupils in all primary schools	Total	11,807
	Male	6,968
	Female	4,839
Number of pupils in public schools	Total	11,807
	Male	6,968
	Female	4,839
Number of pupils in private schools	Total	-
	Male	-
	Female	-
<b>Percentage of pupils in private schools</b>		0.0%
Gross Enrolment Rate (GER)	Total	118.6%
	Male	130.7%
	Female	104.6%
Gender Parity Index (GPI) on GER		0.80
Gross Admission Rate (GAR)	Total	124.7%
	Male	137.1%

	Female	111.7%
Net Enrolment Rate (NER)	Total	115.9%
	Male	126.8%
	Female	103.3%
Net Admission Rate (NAR)	Total	107.3%
	Male	117.1%
	Female	97.0%
Distance to school from village centre	Average	0.5km
	Longest	1km
Completion Rate at P6	Total	116.5%
	Male	130.1%
	Female	98.5%
Transition Rate from P6 to JH1	Total	106.2%
	Male	102.7%
	Female	112.3%

<i>Quality</i>		2012/13
		Baseline
Number of teachers in all schools	Total	364
	Male	304
	Female	60
<b>Percentage of female teachers</b>		16.5%
Number of teachers in public schools	Total	164
	Male	104
	Female	60
Number of teachers in private schools	Total	0
	Male	0
	Female	0
<b>Percentage of teachers in private schools</b>		0.0%
Percentage of trained teachers	Total	52.2%
	Public	52.2%
	Private	0.0%
Pupil Teacher Ratio	Total	32
	Public	72
	Private	#DIV/0!
Pupil Trained Teacher Ratio	Total	62
	Public	138
	Private	#DIV/0!
Pupil Core Textbook Ratio in public schools		2

Percentage of public schools with School Management Committee (SMC)	100.0%
Percentage of public schools with functioning SMC	100.0%

<i>Physical Infrastructure</i>		2012/13
		Baseline
Percentage of public schools with	Sanitation facilities	95.5%
	Potable water	50.0%
Percentage of public schools with electricity		9.1%
Number of schools under tree	Total	1
	Public	1
	Private	0
Number of classrooms in public schools		335
Pupil Classroom Ratio in public schools		35
Percentage of classrooms in public schools needing major repair		20.0%
Number of new classrooms needed in public schools		(73)

<b>Junior High School</b>		
Access		2012/13
		Baseline
Number of junior secondary schools	Total	19
	Public	19
	Private	0
Number of pupils in all schools	Total	3,653
	Male	2,240
	Female	1,413
Number of pupils in public schools	Total	3,653
	Male	2,240
	Female	1,413
Number of pupils in private schools	Total	-
	Male	-
	Female	-
<b>Percentage of pupils in private schools</b>		0.0%
Gross Enrolment Rate (GER)	Total	90.4%
	Male	97.1%
	Female	81.6%
Gender Parity Index (GPI) on GER		0.84

Gross Admission Rate (GAR)	Total	98.4%
	Male	106.6%
	Female	87.7%
Net Enrolment Rate (NER)	Total	65.1%
	Male	68.5%
	Female	60.6%
Net Admission Rate (NAR)	Total	51.3%
	Male	51.3%
	Female	45.7%
Distance to school from village centre	Average	0.5km
	Longest	1km
Completion Rate at JH3	Total	78.7%
	Male	85.3%
	Female	70.0%
Transition Rate from JH3 to SH1	Total	34.2%
	Male	35.7%
	Female	31.8%

<b>Quality</b>		2012/13
		Baseline
Number of teachers in all schools	Total	172
	Male	145
	Female	27
<b>Percentage of female teachers</b>		15.7%
Number of teachers in public schools	Total	172
	Male	145
	Female	27
Number of teachers in private schools	Total	-
	Male	-
	Female	-
<b>Percentage of teachers in private schools</b>		0.0%
Percentage of trained teachers	Total	96.5%
	Public	96.5%
	Private	0.0%
Pupil Teacher Ratio	Total	21
	Public	21
	Private	#DIV/0!
Pupil Trained Teacher Ratio	Total	22
	Public	22
	Private	#DIV/0!
Pupil Core Textbook Ratio in public schools		2
Percentage of public schools with School Management Committee (SMC) established		100.0%

Percentage of public schools with functioning SMC		100.0%
BECE pass rate by gender	Total	32.7%
	Male	39.0%
	Female	26.4%
BECE pass rate by core subjects	Eng	
	Math	
	Science	
	Social Study	

<i>Physical Infrastructure</i>		2012/13
		Baseline
Percentage of public JHS with	Sanitation facilities	89%
	Potable water	74%
Percentage of public schools with electricity		32%
Number of schools under tree	Total	3
	Public	3
	Private	0
Number of classroom in public schools		61
Pupil Classroom Ratio in public schools		60
Percentage of classrooms in public schools needing major repair		11.8%
Number of new classrooms needed in public schools		43
Percentage of JHS with a computer teaching lab		0.0%

<b>3. Senior High School</b>		
SHS		2012/13
		Baseline
Number of senior high schools	Total	2
	Public	1
	Private	1
Number of students in all schools	Total	957
	Male	604
	Female	353
Number of students in public schools	Total	957
	Male	604
	Female	353
Number of students in private schools	Total	-

	Male	-
	Female	-
<b>Percentage of pupils in private schools</b>		0.0%
Gross Enrolment Rate (GER)	Total	17.9%
	Male	20.3%
	Female	15.0%
Gender Parity Index (GPI) on GER		0.74
Completion Rate at SH3	Total	8.1%
	Male	9.5%
	Female	6.3%
Number of teachers	Total	36
	Public	31
	Private	5
<b>Percentage of teachers in private schools</b>		13.9%
Percentage of trained teachers	Total	46.3%
	Public	46.3%
	Private	0.0%
Student Teacher Ratio	Total	26
	Public	27
	Private	22
Student Trained Teacher Ratio	Total	57
	Public	67
	Private	#DIV/0!
Student Core Textbook Ratio in public schools		1
WASSCE pass rate by gender	Total	83.5%
	Male	85.0%
	Female	82.0%
WASSCE pass rate by subject	Eng	75.0%
	Math	96.0%
	Science	80.0%
	Social Study	97.0%
Number of classroom in public schools		16
Student Classroom Ratio in public schools		60
Number of new classrooms needed in public schools		16
Number of public schools with equipped laboratories		0
Number of schools with a resource computer room	Total	1
	Public	1

## Agriculture

<b>Cropped Area/Yield/Production for 2012 and 2013</b>						
Commodity	Cultivated area (ha)		Yield (MT/ha)		Production (MT)	
	2012	2013	2012	2013	2012	2013
Maize	15,850	15,550	1.5	1.5	23,775	2,325
Rice	14,580	14,120	2.6	2.2	37,908	31,064
Cassava	6,050	6,000	12.5	12.4	75,625	74,400
Yam	4,210	4,200	13.5	13.4	56,835	56,280
Millet	2,552	2,500	1.7	1.6	4,338	4,000
Sorghum	7,350	7,300	1.9	1.92	13,965	14,016
Soybean	1,873	1,880	2.15	2.1	4,027	3,948
Groundnut	10,950	10,900	1.86	1.6	20,367	17,440
Cowpea	3,275	3,300	2.05	2	6,714	6,600

District Directorate of Agriculture, 2013

<b>Projected 2013 Livestock Population by Species in the District</b>									
Zone	Cattle	Sheep	Goats	Local Fowls	Guinea Fowls	Ducks	Turkey	Pigeon	Ostrich
Nyankpal a	11,519	18,125	12,152	384	40,932	19,856	2,650	290	5,519
Tolon	14,358	17,161	17,316	98	48,211	24,470	996	-	-
Wantugu	8,609	12,076	10,072	-	38,679	18,005	432	7	2,255
Kpendua	11,653	10,245	8,119	40,150	20,470	1,358	128	3,009	-
<b>Total</b>	<b>46,139</b>	<b>57,607</b>	<b>47,659</b>	<b>40,632</b>	<b>148,292</b>	<b>63,689</b>	<b>4,206</b>	<b>3,306</b>	<b>7,774</b>

## Health

<b>Reproductive and Child Health Selected Indicators for 2013</b>		
INDICATOR(S)		2013
ANC	# of Registrants	5037
	# of Attendance	16,733
	Average visit	3.4
	4 plus visits	3504 (69.7%)
	TT2+	4237 (114.4%)
IPT	1	3760

	2	3168
	3	2520
DELIVERY	Total	3124
	Skilled	844
	TBA	2280
STILL BIRTH	Fresh	7
	Macerated	8
BIRTH WEIGHT	< 2.5	45
	> 2.5	799
PNC	Registrants	5037
FP	New Acceptor	420
	Cont. Acceptor	1102
	Total Acceptor	1522
	CYP	332.57

#### PREVENTION OF MOTHER TO CHILD TRANSMISSION (PMTCT) FOR 2013

Indicator (s)	2013
No. Counselling	2441
No. Tested	1233
No. Positive	2
No. Post Counselling	1233
No. Tested for Syphilis	464
No. Positive	0

## MATERNAL MORTALITY FOR 2010-2013

<i>Maternal Mortality</i>	<b>2013</b>
Maternal Deaths	1
No Audited	1

## HIV/AIDS

<i>Know Your Status (KYS)</i>	
<b>Indicator (s)</b>	<b>2013</b>
No. Received Pre-test Counselling	273
No. Tested	272
No. Positive	1
No. Post Counselling	272

## SUMMARY OF KEY DEVELOPMENT ISSUES (2010-2013)

### Revenue Mobilisation

- Poor Revenue mobilisation
- Weak expenditure control

### Education

- Poor infrastructural facilities at the pre-school levels
- Falling standards at the basic school level
- Poor finance
- Inadequate teaching and learning material
- Poor school infrastructure
- Inadequate furniture
- Inadequate means of transport especially for monitoring
- Limited office accommodation
- Inadequate office equipment

### Human Capital Development, Employment, Productivity and Labour Relations

- Poor access to SHS and Vocational/Technical education

## **Health**

- High incidence of Malaria especially among pregnant women
- Lack of District Hospital
- Poor access to health facilities
- Inadequate medical staff (eg. Lack of a doctor in the district)
- Inadequate Professional Health Staff (nurses, midwives, Doctors etc)
- Inadequate Finance
- Low motivation of staff
- Inadequate staff accommodation
- Unequipped laboratory
- The need for maintenance of DHD

## **HIV/AIDS**

- Estimated number of 53 persons is living with HIV
- Inadequate funding for enhancement the quality of life of PLHIV

## **Economy**

- Poorly developed SMEs
- Poor access to utility services such as water and electricity
- Poor employment opportunities

## **Agriculture**

The farming activities are hampered by problems such as:

- Inadequate access to extension service
- Over-reliance on rain-fed agriculture,
- Low application of science, technology and innovation in the various production and distribution chains as well as
- Inadequate storage facilities
- Low level of husbandry practices, low productivity and poor handling of livestock/ poultry products

## **Environment**

- The area experiences occasional storms
- Tree felling and the perennial burning of the natural vegetation
- Poor community participation in resource management

## **Tourism**

- Undeveloped identified tourist sites

## **Infrastructure**

- Poor road network
- Lack of access to electricity in most rural communities
- Poor communication infrastructure in some rural areas
- Lack of community/social centre
- Youth migration to the South for non-existing jobs (Kayaye)

## **Water and Sanitation**

- Poor sanitation (89.5% household have no toilet facilities and go on “free range”)
- Poor drainage for liquid waste
- Poor access to portable water in most rural areas
- Poor means of transport
- Inadequate community awareness of CLTS
- Inadequate equipment for environmental sanitation staff

## **Housing**

- Limited residential quarters and inadequate housing for workers

## **Disability and Social Protection**

- High unemployment rate (64.6%) among the physically challenged
- Inadequate information on the Disabled
- Inadequate data on social protection

## **ICT**

- Low access to ICT facilities such as the Internet
- Poor access to postal services

## **Science, Technology and Innovation**

- Low adaptation of technology and innovation especially in the District

## **Security**

- Inadequate security services across the District

## Disaster

- Perennial Storms and floods,
- Indiscriminate bush burning
- Weak capacity to manage natural disasters
- Indiscriminate tree felling for fuel wood

## Settlement

- Inadequate of District Town and Country planning Staff
- Poorly equipped and functioning of the District Town and Country Planning Office
- Poor and uncontrolled settlement development

## Governance

- Poor functioning Area/Urban Councils
- Weak involvement of Traditional Authorities
- Inadequate resource and transport for M&E

## Gender

- Limited number of women in political leadership
- Poor effort at bridging the gender gap in economic opportunities
- Gender inequalities in economic opportunities
- Inadequate data on gender for planning

### ADOPTED DEVELOPMENT PROBLEMS/ISSUES OF THE NMTDPF 2014-2017 LINKE TO THE HARMONISED ISSUES OF GSGDA 2010-2013

No.	NMTDPF 2014-2017 THERMATICDOPT AREA	ADOPTED ISSUES OF NMTDPF 2014-2017	HARMONISED ISSUE 2010- 2013
1	Ensuring Sustainable Micro-economic Stability		
2	Enhance Competitiveness of Ghana's Private sector	Inadequate job creation	Poor employment opportunities
		Limited attention to the development of tourism at the local level	Undeveloped identified tourist sites

3	Accelerated Agricultural Modernisation and Natural Resource management	Limited access to extension services, especially by women agricultural operators	Inadequate access to extension services
		High dependence on seasonal and erratic rainfall	Over-reliance on rain-fed agriculture
		Low application of technology especially among small holder farmers leading to comparatively lower yields	Generally Low agricultural yields
		Inadequate access to veterinary services	Low level of husbandry practices, low productivity and poor handling of livestock/ poultry products
		Low quality and inadequate agro-infrastructure	Inadequate storage facilities
		Poor land use management	Indiscriminate bush burning
		Enhance natural resources management through community participation	Poor community participation in resource management
		Weak capacity to manage the impacts of natural disasters and climate change	Poor capacity to manage natural disasters
4	Oil and Gas Development		
5	Infrastructure and Human Settlement Development	Inadequate access to quality and affordable water	Poor access to portable water in most rural areas
		Difficulty in the extension of grid electricity to remote rural and isolated communities	Lack of access to electricity in most rural communities
		Weak institutional capacities	Poorly equipped and functioning of the District Town and Country Planning Office

	Streamline spatial and land use planning system	Poor and uncontrolled settlement development
	High rate of rural-urban migration	Youth migration to the South for non-existing jobs (Kayaye)
	Early deterioration of road networks	Poor road network
	Limited local economic development (micro and small scale enterprises development)	Poorly developed SMEs
	Over dependence on wood fuel	Indiscriminate tree felling for fuel wood
	Huge housing deficit	Limited residential quarters and inadequate housing for workers
	Inadequate community/social centres especially in the urban areas	Lack of community/social centre
	Inadequate access to environmental sanitation facilities	Poor sanitation (89.5% household have no toilet facilities and go on “free range”)
	Poor hygiene practices and inadequate hygiene education	Inadequate community awareness of CLTS
	Weak institutional capacities	Inadequate equipment for environmental sanitation staff
	Inadequate ICT infrastructure base across the country	Low access to ICT facilities such as the Internet
	Low level of Science, Technology and Innovation culture in all spheres of life	Low adaptation of technology and innovation especially in the District

6	Human development, productivity and employment	Poor quality of teaching and learning especially at the basic level	Falling standards at the basic school level
		Weak management and supervision	Inadequate means of transport especially for monitoring
		Inadequate and inequitable access to education particularly after the basic level and for persons with special needs	Poor access to SHS
		Inadequate knowledge and life skills for managing personal hygiene, fire safety, environment, sanitation and climate change	Poor access to good environment, water and sanitation at the school level
		Significant number of children of school-going age not in school	Poor infrastructural facilities at the pre-school levels
		Inadequate training and skills development	Limited access to Vocational/Technical Training
		Huge gaps in geographical access to quality health care (e.g. urban and rural)	Poor access to health facilities
		High morbidity and mortality from malaria	High incidence of Malaria especially among pregnant women
		Inadequate and inequitable distribution of critical staff mix	Limited number of health workers
		Gaps in treatment and sustainable services for HIV & AIDS and STIs	Inadequate funding for enhancement the quality of life of PLHIV
		Low awareness of and regard for the rights of children	Poor knowledge on child right and abuse
		Lack of reliable and timely data for planning, policy making, programming, monitoring and evaluation.	Inadequate data on social protection

		Lack of reliable and timely data on disability for planning and policy making,	Inadequate information on PLWD
		Lack of appreciation of issues affecting Persons With Disability (PWDs)	High unemployment rate (64.6%) among PWD
7	Transparent and accountable Governance	Leakages in revenue collection	Poor revenue mobilisation
		Unsustainable expenditure overruns	Weak expenditure control
		Limited resources and budgetary allocations for M&E	Inadequate resource and transport for M&E
		Inadequate recognition of the developmental role of the chieftaincy institution in national planning	Weak involvement of Traditional Authorities
		Non-functioning sub-district structures	Poor functioning Area/Urban Councils
		Inadequate human and institutional capacity (Security)	Inadequate security services across the District
		Prevalence of fires, floods and other disasters	Perennial Storms and floods
		Slow progress in the elimination of gender-based inequalities	Poor effort at bridging the gender gap in economic opportunities
		Limited availability and analysis of relevant data on gender issues on all segments of society	Inadequate data on gender for planning

## Chapter 2

### 2.0 Development Priorities

This chapter provides the prioritised development problems/ issues of the District the next four year period with the appropriate NMTDPF 2014-2017 thematic area and POCC analysis. This is to aid in refining the prioritised problems/issues and to help the District identify the relevant thematic areas that development programmes should be aligned within the plan period. These prioritised problems/ issues areas fall within five (5) of the seven (7) under listed thematic areas of the Ghana Shared Growth and Development Agenda policy (GSGDA II) as indicated in the matrix below;

- Ensuring and Sustenance of Micro-economic Stability
- Enhanced Competitiveness of Ghana's Private Sector
- Accelerated Agriculture Modernisation and Natural Resource Management
- Oil and Gas Development
- Infrastructure and Human Settlement Development
- Human Development, Productivity and Employment; and
- Transparent and Accountable Governance

### 2.1 POCC Analysis

The table 2.1 provides an analysis potential, opportunity, constraint and challenges (POCC) of the district in line with the prioritize areas.

*Table 2.1 Potentials Opportunities Constraints and Challenges (POCC) Analysis*

Issue to be addressed	Potential	Opportunities	Constraints	Challenges
<b>1. Ensuring a Sustaining Macroeconomic Stability</b>				
<b>2. Ensuring Competitiveness of Ghana's Private Sector</b>				
<b>1. Poor employment opportunities</b>	<ul style="list-style-type: none"> <li>▪ Availability of arable land</li> <li>▪ Availability of Vocational Institute</li> <li>▪ Availability of Rural Enterprise Programme</li> <li>▪ GYEDA</li> </ul>	<ul style="list-style-type: none"> <li>▪ DACF</li> <li>▪ DDF</li> <li>▪ Skill Development Fund (SDF)</li> <li>▪ SME Fund</li> <li>▪ EDAIF</li> </ul>	<ul style="list-style-type: none"> <li>▪ High illiteracy rate</li> <li>▪ Limited information on employment opportunities</li> <li>▪ Limited donor funds</li> </ul>	<ul style="list-style-type: none"> <li>▪ Out migration (Kayaye)</li> <li>▪ Limited sources of funding</li> </ul>
<b>2. Undeveloped identified tourist sites</b>	<ul style="list-style-type: none"> <li>▪ Availability of tourist sites</li> <li>▪ Existence of festival</li> <li>▪ Existence of Peace in the District</li> </ul>	<ul style="list-style-type: none"> <li>▪ Support from Ministry of Tourism</li> <li>▪ Existence of CNC</li> <li>▪ Support from Ghana Tourist Board</li> <li>▪ Support from Traditional Authorities and NGOs</li> </ul>	<ul style="list-style-type: none"> <li>▪ Limited funds</li> </ul>	<ul style="list-style-type: none"> <li>▪ Poor road network</li> <li>▪ Low interest in domestic tourism</li> </ul>
<b>3. Accelerated agricultural modernisation and natural resource management</b>				
<b>1. Inadequate access to extension service</b>	<ul style="list-style-type: none"> <li>▪ Availability of DADU</li> <li>▪ High demand for extension service</li> <li>▪ Availability of Agric related NGOs</li> <li>▪ SARI, CSIR, and Faculty of Agriculture - UDS</li> </ul>	<ul style="list-style-type: none"> <li>▪ MOFA</li> <li>▪ NGOs</li> <li>▪ Support from WFP</li> </ul>	<ul style="list-style-type: none"> <li>▪ Limited number of Extension Officers</li> <li>▪ Poor access to some communities (Overseas)</li> </ul>	<ul style="list-style-type: none"> <li>▪ Poor adaptation of technology and innovation</li> <li>▪ Inadequate transport facilities for extension services</li> <li>▪ Poor road network</li> </ul>
<b>2. Over-reliance on rain-fed agriculture</b>	<ul style="list-style-type: none"> <li>▪ Availability of the White Volta</li> <li>▪ Availability of dams and streams</li> <li>▪ Availability of arable land.</li> </ul>	<ul style="list-style-type: none"> <li>▪ Support from outside eg. Irrigation. Development Agency (IDA)</li> <li>▪ WFP</li> </ul>	<ul style="list-style-type: none"> <li>▪ Some dams get dried during the dry season</li> <li>▪ Delay in the release of donor fund</li> </ul>	<ul style="list-style-type: none"> <li>▪ High cost of construction and management of irrigational facilities</li> <li>▪ Land litigation</li> </ul>

Issue to be addressed	Potential	Opportunities	Constraints	Challenges
<b>3. Generally Low agricultural yields</b>	<ul style="list-style-type: none"> <li>▪ Availability of arable land.</li> <li>▪ Availability of DADU</li> <li>▪ Availability of FBO to be trained on improved farming techniques</li> <li>▪ Availability of extension officers</li> <li>▪ Support from SARI, CSIR, and Faculty of Agriculture - UDS</li> </ul>	<ul style="list-style-type: none"> <li>▪ Support Regional MOFA</li> <li>▪ Support from NGO/Donors</li> <li>▪ Support from SADA</li> </ul>	<ul style="list-style-type: none"> <li>▪ Loss of soil fertility</li> <li>▪ High cost of fertilizer</li> <li>▪ Limited credit to farmers</li> </ul>	<ul style="list-style-type: none"> <li>▪ Poor adaptation of technology and innovation</li> <li>▪ Inadequate transport facilities for extension services</li> <li>▪ Poor road network</li> </ul>
<b>4. Low level of husbandry practices, low productivity and poor handling of livestock/ poultry products</b>	<ul style="list-style-type: none"> <li>▪ Availability of DADU</li> <li>▪ High demand for extension service</li> </ul>	<ul style="list-style-type: none"> <li>▪ MOFA</li> <li>▪ Availability of Veterinary College</li> <li>▪ Closeness to veterinary services at the Regional Capital</li> </ul>	<ul style="list-style-type: none"> <li>▪ Limited Number of Veterinary Doctor</li> <li>▪ High cost of training Veterinary Doctors/Staff</li> </ul>	<ul style="list-style-type: none"> <li>▪ Limited funds for veterinary services</li> </ul>
<b>5. Inadequate storage facilities</b>	<ul style="list-style-type: none"> <li>▪ Increased crop outputs.</li> <li>▪ Indigenous knowledge in storage.</li> <li>▪ Availability of MiDA Storage facility</li> </ul>	<ul style="list-style-type: none"> <li>▪ Modern improved barns.</li> <li>▪ Support from NGOs</li> </ul>	<ul style="list-style-type: none"> <li>▪ High cost of building of modern storage facilities.</li> </ul>	<ul style="list-style-type: none"> <li>▪ Poor attitude towards adopting technology and innovation.</li> </ul>
<b><i>B. Natural Resource Management</i></b>				
<b>6. Indiscriminate bush burning</b>	<ul style="list-style-type: none"> <li>▪ Availability of DADU</li> <li>▪ Education on the effect of bush burning</li> </ul>	<ul style="list-style-type: none"> <li>▪ Government reforestation programme.</li> <li>▪ Climate change adaption funds.</li> <li>▪ Environmental NGOs on tree planting.</li> </ul>	<ul style="list-style-type: none"> <li>▪ Difficulty in identifying and controlling hunters</li> <li>▪ Poor security services in the District</li> </ul>	<ul style="list-style-type: none"> <li>▪ Socio-cultural beliefs in bush burning</li> <li>▪ Poor commitment by traditional leaders</li> <li>▪ Poor knowledge on the dangers of bush burning</li> </ul>
<b>7. Poor community participation in resource management</b>	<ul style="list-style-type: none"> <li>▪ Availability of DA</li> <li>▪ Existence of Area/Town Councils</li> <li>▪ Availability Assembly and Unit Committee members</li> <li>▪ Communities' interest in</li> </ul>	<ul style="list-style-type: none"> <li>▪ Existence of the Regional APA</li> <li>▪ NGOs support for community participation in resource management</li> </ul>	<ul style="list-style-type: none"> <li>▪ Lack of District EPA Office</li> <li>▪ Limited resource to strengthen community participation in resource management</li> </ul>	<ul style="list-style-type: none"> <li>▪ Limited knowledge on the need for communities to manage their resources</li> </ul>

Issue to be addressed	Potential	Opportunities	Constraints	Challenges
	environmental issues			
<b>1. Poor capacity to manage natural disasters</b>	<ul style="list-style-type: none"> <li>▪ Availability of NADMO</li> <li>▪ DVG in communities</li> <li>▪ Zonal Coordinators</li> </ul>	<ul style="list-style-type: none"> <li>▪ DA Support from DACF</li> <li>▪ Donor Support</li> <li>▪ NGOs Support</li> </ul>	<ul style="list-style-type: none"> <li>▪ Untimely release of Funds for disaster management</li> <li>▪ Lack of fire service in the District</li> </ul>	<ul style="list-style-type: none"> <li>▪ Limited Funds for disaster control</li> </ul>
<b>4. Infrastructure and human settlements development</b>				
<i>Water</i>				
<b>1. Poor access to portable water in most rural areas</b>	<ul style="list-style-type: none"> <li>▪ Underground water sources exist.</li> <li>▪ Presence of several surface water sources.</li> <li>▪ Water harvesting.</li> <li>▪ Presence of WATSAN</li> <li>▪ Availability of main pipe line</li> <li>▪ Availability of Small Town Water System</li> </ul>	<ul style="list-style-type: none"> <li>▪ Presence of improved sitting technologies.</li> <li>▪ CWSA</li> <li>▪ World Bank water and sanitation project.</li> <li>▪ Existence of several drilling NGOs</li> </ul>	<ul style="list-style-type: none"> <li>▪ Geological layout makes it difficult to get underground water in some communities.</li> <li>▪ Overseas communities are difficult for drilling equipment to reach.</li> </ul>	<ul style="list-style-type: none"> <li>▪ Inadequate funds to finance water &amp; sanitation facilities.</li> <li>▪ Unavailability of spare parts.</li> <li>▪ High cost of maintenance.</li> <li>▪ High electricity bills.</li> </ul>
<i>Energy Supply to Support Industry &amp; Households</i>				
<b>2. Lack of access to electricity in most rural communities</b>	<ul style="list-style-type: none"> <li>▪ Availability of high tension poles</li> <li>▪ Availability of labour</li> </ul>	<ul style="list-style-type: none"> <li>▪ Availability of rural electrification policy</li> <li>▪ DA support from the DACF</li> <li>▪ Self Help Electrification Programme (SHEP)</li> <li>▪ Presence of NED/VRA office in the district.</li> </ul>	<ul style="list-style-type: none"> <li>▪ Political interference.</li> <li>▪ Natural disasters that affect power supply.</li> <li>▪ High cost of providing electricity</li> </ul>	<ul style="list-style-type: none"> <li>▪ Bushfire attack on poles.</li> <li>▪ Inadequate funds.</li> </ul>
<b>3. Indiscriminate tree felling for fuel wood</b>	<ul style="list-style-type: none"> <li>▪ Use of gas &amp; electricity as source of energy for domestic purposes.</li> <li>▪ High interest in tree planting.</li> <li>▪ Availability of land for tree planting.</li> <li>▪ Water bodies for tree growth.</li> </ul>	<ul style="list-style-type: none"> <li>▪ Support in tree planting by EPA - GEMP.</li> <li>▪ SADA Afforestation Project</li> <li>▪ Government reforestation programme.</li> <li>▪ Climate change adaption funds.</li> <li>▪ Environmental NGOs on tree planting.</li> </ul>	<ul style="list-style-type: none"> <li>▪ Lack of local knowhow in bio-gas technology for domestic uses.</li> <li>▪ Traditional labour chain in fuel wood &amp; charcoal.</li> </ul>	<ul style="list-style-type: none"> <li>▪ High cost of alternate fuel.</li> <li>▪ Lack of a gas station in the district.</li> <li>▪ Poverty</li> <li>▪ Poor knowledge on the dangers of indiscriminate tree felling</li> <li>▪ High dependence on firewood &amp; charcoal for</li> </ul>

Issue to be addressed	Potential	Opportunities	Constraints	Challenges
	<ul style="list-style-type: none"> <li>▪ Availability of DADU</li> </ul>	<ul style="list-style-type: none"> <li>▪ Availability of LPG.</li> </ul>		<ul style="list-style-type: none"> <li>domestic energy.</li> <li>▪ Inadequate funds for tree planting.</li> <li>▪ Apathy in seedling protection.</li> <li>▪ Straying animals destroys seedlings.</li> </ul>
<b><i>Spatial/Land Use Planning and Management</i></b>				
<p><b>4. Inadequate District Town and Country planning Staff</b></p>	<ul style="list-style-type: none"> <li>▪ Availability of the District Town and Country Planning Office</li> <li>▪ Existence of the DPCU Staff</li> </ul>	<ul style="list-style-type: none"> <li>▪ Availability of the Regional Town and Country Planning Office</li> <li>▪ Existence of Regional Survey department Staff</li> <li>▪ Existence of land Commission</li> </ul>	<ul style="list-style-type: none"> <li>▪ Inadequate Town and Country Planning Officers</li> </ul>	<ul style="list-style-type: none"> <li>▪ Limited funds to train staff of the Town and Country Planning Department</li> </ul>
<p><b>5. Poorly equipped and functioning District Town and Country Planning Office</b></p>	<ul style="list-style-type: none"> <li>▪ Support from IGF</li> <li>▪ Existence of the DPCU to provide support</li> <li>Existence of the DPCU Staff</li> </ul>	<ul style="list-style-type: none"> <li>▪ Availability of the Regional Town and Country Planning Office</li> <li>▪ MOLGRD</li> <li>▪ DACF</li> <li>▪ DF</li> </ul>	<ul style="list-style-type: none"> <li>▪ High cost of equipment</li> <li>▪ Inadequate equipment</li> </ul>	<ul style="list-style-type: none"> <li>▪ Inadequate funds to procure equipment</li> </ul>
<p><b>6. Poor uncontrolled settlement development and</b></p>	<ul style="list-style-type: none"> <li>▪ Availability of the District Town and Country Planning Office</li> <li>▪ Existence of the DPCU Staff</li> <li>▪ Fast developing small towns</li> <li>▪ Support from Traditional Authorities</li> </ul>	<ul style="list-style-type: none"> <li>▪ Availability of the Regional Town and Country Planning Office</li> <li>▪ MOLGRD</li> <li>▪ DACF</li> <li>▪ DF</li> </ul>	<ul style="list-style-type: none"> <li>▪ Limited funds and staff</li> <li>▪ Inadequate equipment</li> </ul>	<ul style="list-style-type: none"> <li>▪ Illiteracy</li> <li>▪</li> </ul>
<b><i>Rural Development and Management</i></b>				
<p><b>7. Youth migration to the South for non-existing jobs (Kayaye)</b></p>	<ul style="list-style-type: none"> <li>▪ Availability of Vocational Institution</li> <li>▪ Availability of Gender Desk Officer</li> <li>▪ NGOs on Gender</li> </ul>	<ul style="list-style-type: none"> <li>▪ Ministry of Gender and Social Protection</li> <li>▪ Ministry of Employment and Labour Relations</li> <li>▪ NGOs</li> </ul>	<ul style="list-style-type: none"> <li>▪ Limited fund to build more vocational schools</li> <li>▪ Parents support to girls migration</li> </ul>	<ul style="list-style-type: none"> <li>▪ Socio-culture factor</li> <li>▪ Poverty</li> <li>▪ Poor infrastructural facilities in the District</li> <li>▪ Poor commitment from</li> </ul>

Issue to be addressed	Potential	Opportunities	Constraints	Challenges
	<ul style="list-style-type: none"> <li>Committee on Gender in place</li> </ul>			Traditional Authorities
<b>Transport: Roads</b>				
<b>8. Poor road Network</b>	<ul style="list-style-type: none"> <li>Flat terrain for easy road construction.</li> <li>Easy access to river sand and good gravel for road works.</li> <li>DWD with road engineer.</li> <li>Large number of labour force to support construction works.</li> </ul>	<ul style="list-style-type: none"> <li>Contractors' available.</li> <li>Availability of sophisticated road equipment.</li> <li>Availability of funding agencies</li> <li>Long dry season to allow for construction.</li> <li>Traditional Authority and NGOs Support</li> <li>Use of oil revenue.</li> </ul>	<ul style="list-style-type: none"> <li>Political influence in road contract awards.</li> <li>Limited funding for road works.</li> <li>Climate change effects.</li> <li>No control over contracts awarded from Central Government.</li> </ul>	<ul style="list-style-type: none"> <li>Poor road maintenance culture</li> <li>High cost of road works.</li> <li>Poor supervision</li> <li>Low capacity of local road contractors.</li> <li>Low capacity of local artisans.</li> </ul>
<b>9. Poorly developed SMEs</b>	<ul style="list-style-type: none"> <li>Availability of SMEs</li> <li>Availability of Rural Enterprise Programme</li> <li>Availability of SARI and CSIR</li> <li>Indigenous local knowledge in trading.</li> <li>High interest for capacity building to improve performance.</li> <li>NBSSI</li> </ul>	<ul style="list-style-type: none"> <li>EDAIF</li> <li>JAICA Project</li> <li>BUSAC Fund</li> <li>MASLOC</li> <li>SADA</li> <li>NGOs training</li> </ul>	<ul style="list-style-type: none"> <li>Poor utility services</li> <li>Limited market</li> <li>Unfavourable weather for agro-related businesses</li> <li>High illiteracy rate</li> <li>High cost of training</li> <li>Lack of management training institutions in the district.</li> <li>Potential entrepreneur's apathy in contributing for their training</li> </ul>	<ul style="list-style-type: none"> <li>Poor data on SMEs</li> <li>Limited information on business development opportunities</li> <li>Poorly organised entrepreneurs at the local level.</li> </ul>
<b>Housing/Shelter</b>				
<b>10. Limited residential quarters and inadequate housing for workers</b>	<ul style="list-style-type: none"> <li>Adequate land for construction residential quarters and housing for workers</li> <li>Availability of local building materials (sand).</li> <li>Existence of skilled artisans</li> </ul>	<ul style="list-style-type: none"> <li>DA support from DACF</li> <li>DA support from DDF</li> <li>IGF</li> </ul>	<ul style="list-style-type: none"> <li>Untimely release of Funds</li> </ul>	<ul style="list-style-type: none"> <li>Inadequate IGF</li> </ul>

Issue to be addressed	Potential	Opportunities	Constraints	Challenges
<b>11. Lack of community/social centre</b>	<ul style="list-style-type: none"> <li>▪ Availability of Land</li> <li>▪ High demand for such services</li> </ul>	<ul style="list-style-type: none"> <li>▪ Availability of construction companies</li> <li>▪ DA support from DACF</li> <li>▪ DA support from DDF</li> </ul>		<ul style="list-style-type: none"> <li>▪ Limited funds</li> </ul>
<b><i>Environment and Sanitation</i></b>				
<b>1. Poor sanitation (89.5% household have no toilet facilities and go on “Open Defecation”)</b>	<ul style="list-style-type: none"> <li>▪ Availability of public and household latrines</li> <li>▪ Presence of DEHU</li> <li>▪ Availability of NGOs</li> </ul>	<ul style="list-style-type: none"> <li>▪ CWSA</li> <li>▪ Donors (World Bank)</li> <li>▪ NGOs on Sanitation</li> </ul>	<ul style="list-style-type: none"> <li>▪ Untimely release of and inadequate Funding</li> </ul>	<ul style="list-style-type: none"> <li>▪ Limited community appreciation of sanitation issues</li> <li>▪ Limited funding for sanitation programmes</li> <li>▪ Poor attitude towards proper sanitation</li> </ul>
<b>2. Inadequate community awareness on CLTS</b>	<ul style="list-style-type: none"> <li>▪ Availability of EHSU</li> <li>▪ Availability of DISD</li> <li>▪ Availability of WATSANs</li> </ul>	<ul style="list-style-type: none"> <li>▪ CWSA</li> <li>▪ Donors (World Bank)</li> <li>▪ NGOs on Sanitation</li> <li>▪ Availability of FM Station in Dalun</li> </ul>	<ul style="list-style-type: none"> <li>▪ Untimely release of and inadequate Funding</li> </ul>	<ul style="list-style-type: none"> <li>▪ Limited community appreciation of sanitation issues</li> <li>▪ Limited funding for sanitation programmes</li> <li>▪ Limited transport for the DEHU</li> </ul>
<b>3. Inadequate equipment for environmental and sanitation staff</b>	<ul style="list-style-type: none"> <li>▪ Availability of EHSU</li> <li>▪ Availability of Environmental and Sanitation Staff</li> <li>▪ DACF</li> <li>▪ DDF</li> </ul>	<ul style="list-style-type: none"> <li>▪ CWSA</li> <li>▪ Donors (World Bank)</li> <li>▪ NGOs on Sanitation</li> </ul>	<ul style="list-style-type: none"> <li>▪ Untimely release of Funds</li> </ul>	<ul style="list-style-type: none"> <li>▪ Limited Funds for equipping the EHSU</li> </ul>
<b><i>Information and Communication Technology</i></b>				
<b>1. Low access to ICT facilities such as the Internet</b>	<ul style="list-style-type: none"> <li>▪ Availability of communication networks</li> <li>▪ Availability of electricity in most urban areas</li> <li>▪ High demand for ICT services</li> </ul>	<ul style="list-style-type: none"> <li>▪ Availability of Communication companies</li> <li>▪ MOC</li> <li>▪ National Communication Authority</li> </ul>	<ul style="list-style-type: none"> <li>▪ Poor network</li> <li>▪ Slow expansion by ICT facility providers</li> </ul>	<ul style="list-style-type: none"> <li>▪ Low interest in the use of the ICT facilities</li> </ul>
<b>2. Low adaptation of technology and innovation in the District</b>	<ul style="list-style-type: none"> <li>▪ Presence of Rural Enterprise Programme</li> <li>▪ Presence of SARI and CSIR</li> <li>▪ Presence of NGOs</li> </ul>	<ul style="list-style-type: none"> <li>▪ DA support from DACF</li> <li>▪ DA support from DDF</li> <li>▪ Regional Head Quarters of the Ghana Police Service</li> </ul>	<ul style="list-style-type: none"> <li>▪ High cost of new innovation and technology</li> </ul>	<ul style="list-style-type: none"> <li>▪ High illiteracy rate</li> <li>▪ Apathy by most people to adopt innovation and new technology</li> </ul>

Issue to be addressed	Potential	Opportunities	Constraints	Challenges
<b>5. Human development, Employment and Productivity</b>				
<i>Education</i>				
<b>1. Falling standards at the basic school level</b>	<ul style="list-style-type: none"> <li>▪ Availability of professional teachers</li> <li>▪ Availability of Teachers' Award</li> <li>▪ Study Leave for teachers</li> </ul>	<ul style="list-style-type: none"> <li>▪ Policy of MOE/GES to intensify monitoring</li> <li>▪ Introduction of extra-classes</li> <li>▪ Introduction of District MOC for JHS</li> <li>▪ Strengthen collaboration between GNAT and the District Education Directorate</li> </ul>	<ul style="list-style-type: none"> <li>▪ Limited funding to basic education</li> <li>▪ Lack of electricity for night study in most rural communities</li> </ul>	<ul style="list-style-type: none"> <li>▪ Teenage pregnancy</li> <li>▪ Inadequate transport facilities for monitoring</li> <li>▪ Teachers absenteeism</li> </ul>
<b>2. Inadequate means of transport especially for monitoring</b>	<ul style="list-style-type: none"> <li>▪ DA support from IGF</li> <li>▪ NGOs</li> </ul>	<ul style="list-style-type: none"> <li>▪ Support from GETFUND</li> <li>▪ MOE/GES</li> <li>▪ DA support from DACF</li> <li>▪ DA support from DDF</li> </ul>	<ul style="list-style-type: none"> <li>▪ High cost of vehicle</li> <li>▪ Delay in the release of funds</li> </ul>	<ul style="list-style-type: none"> <li>▪ Poor maintenance</li> <li>▪ Inadequate funds</li> <li>▪ Apathy on the part of some communities to contribute towards school monitoring</li> </ul>
<b>3. Poor access to SHS</b>	<ul style="list-style-type: none"> <li>▪ Adequate land for construction and expansion of SHS</li> <li>▪ Availability of local building materials (sand).</li> <li>▪ Existence of skilled artisans.</li> <li>▪ High number of graduates from JHS</li> </ul>	<ul style="list-style-type: none"> <li>▪ Availability of funding (DDF, DACF etc)</li> <li>▪ Affordable labour force.</li> <li>▪ Access to building materials.</li> <li>▪ High interest for education.</li> <li>▪ Support from GETFUND</li> </ul>	<ul style="list-style-type: none"> <li>▪ Lack of suitable local materials in some areas.</li> <li>▪ Devastation of structures by Natural disasters.</li> <li>▪ Traditional values &amp; norms.</li> <li>▪ Spatial distribution of population.</li> <li>▪ Inflationary effect on building materials.</li> </ul>	<ul style="list-style-type: none"> <li>▪ Limited funding for infrastructure.</li> <li>▪ Poor access to some communities.</li> </ul>
<b>4. Poor infrastructural facilities at the pre-school levels</b>	<ul style="list-style-type: none"> <li>▪ Adequate land for construction.</li> <li>▪ Availability of local building materials (sand).</li> <li>▪ Existence of skilled artisans.</li> <li>▪ High interest in pre-school education</li> <li>▪ Good communal spirit in some communities.</li> </ul>	<ul style="list-style-type: none"> <li>▪ Availability of funding (DDF, DACF etc)</li> <li>▪ Affordable labour force.</li> <li>▪ Access to building materials.</li> <li>▪ High interest for education.</li> <li>▪ Governments programme to phase out schools under trees.</li> </ul>	<ul style="list-style-type: none"> <li>▪ Lack of suitable local materials in some areas.</li> <li>▪ Devastation of structures by Natural disasters.</li> <li>▪ Traditional values &amp; norms.</li> <li>▪ Spatial distribution of population.</li> <li>▪ Inflationary effect on building materials.</li> </ul>	<ul style="list-style-type: none"> <li>▪ Limited funding for infrastructure.</li> <li>▪ Poor access to some communities.</li> <li>▪ Apathy on the part of some communities in contributing to infrastructural development.</li> </ul>
<b>5. Poor access to good environment, water and sanitation at the school level</b>	<ul style="list-style-type: none"> <li>▪ Availability of public and household latrines</li> <li>▪ Presence of DEHU</li> <li>▪ Presence of DED</li> </ul>	<ul style="list-style-type: none"> <li>▪ CWSA</li> <li>▪ Donors (World Bank)</li> <li>▪ NGOs on Sanitation</li> <li>▪ Presence of FM Station</li> </ul>	<ul style="list-style-type: none"> <li>▪ Untimely release of funds and inadequate Funding</li> </ul>	<ul style="list-style-type: none"> <li>▪ Limited community appreciation of sanitation issues</li> <li>▪ Limited funding for</li> </ul>

Issue to be addressed	Potential	Opportunities	Constraints	Challenges
	<ul style="list-style-type: none"> <li>▪ Availability of World Vision</li> </ul>	coverage		sanitation programmes
<b><i>Human Capital Development, Employment, Productivity and Labour Relations</i></b>				
<b>1. Poor access to health facilities</b>	<ul style="list-style-type: none"> <li>▪ High demand for health service.</li> <li>▪ Availability of Ambulance Service</li> <li>▪ Availability of construction materials.</li> <li>▪ Good road construction materials available.</li> <li>▪ Large labour force with road construction work experience.</li> </ul>	<ul style="list-style-type: none"> <li>▪ Setting up a District Hospital.</li> <li>▪ NHIS nationwide.</li> <li>▪ Government commitment to providing CHIPS Compounds</li> <li>▪ Closeness to Teaching Hospital at Tamale</li> </ul>	<ul style="list-style-type: none"> <li>▪ Devastation of Health structures by natural disasters.</li> <li>▪ Uneven distribution of population.</li> <li>▪ Inflationary effect on building materials for Construction.</li> </ul>	<ul style="list-style-type: none"> <li>▪ Low staffing of health facilities.</li> <li>▪ Poor development of herbal medicine.</li> <li>▪ Infiltration of fake drugs.</li> <li>▪ Poor road network</li> </ul>
<b>2. High incidence of Malaria especially among pregnant women</b>	<ul style="list-style-type: none"> <li>▪ Presence Health Centres and CHIPS Compounds.</li> <li>▪ Distribution of Insecticide Treated mosquito nets</li> <li>▪ High level of advocacy on child and maternal health.</li> </ul>	<ul style="list-style-type: none"> <li>▪ Free maternal care</li> <li>▪ Availability of a qualified doctor.</li> <li>▪ Immunisation against child killer diseases.</li> <li>▪ Availability of National Malaria Control Programme</li> </ul>	<ul style="list-style-type: none"> <li>▪ Limited health training institutions.</li> <li>▪ Poor electrification</li> <li>▪ Inadequate Health Staff</li> </ul>	<ul style="list-style-type: none"> <li>▪ Poor access roads.</li> <li>▪ Limited outreach services.</li> <li>▪ Inadequate transport for outreach services</li> <li>▪ High adult illiteracy</li> </ul>
<b><i>HIV &amp; AIDS and STIs</i></b>				
<b>3. Inadequate funding for enhancement the quality of life of PLHIV</b>	<ul style="list-style-type: none"> <li>▪ Deep awareness on HIV/AIDs</li> <li>▪ Good number of Organisation into advocacy on HIV/AIDs.</li> </ul>	<ul style="list-style-type: none"> <li>▪ Availability of VCT centres</li> <li>▪ Availability of Anti-retroviral drugs.</li> </ul>	<ul style="list-style-type: none"> <li>▪ Limited funding from the central government</li> <li>▪ Inadequate ARV</li> </ul>	<ul style="list-style-type: none"> <li>▪ Inadequate data on PLHIV</li> <li>▪ Stigmatisation</li> </ul>
<b><i>The Youth</i></b>				
<b>1. Limited access to Vocational/Technical Training</b>	<ul style="list-style-type: none"> <li>▪ Availability of Technical skilled teachers.</li> <li>▪ High youth interest in technical and vocational training.</li> <li>▪ Existence of an established technical/vocational school.</li> </ul>	<ul style="list-style-type: none"> <li>▪ Youth policy on Technical and Vocation.</li> <li>▪ NGOs and donor support to Vocational/Technical education.</li> <li>▪ DA support to Vocational/ Technical education.</li> </ul>	<ul style="list-style-type: none"> <li>▪ Inadequate equipment and programmes</li> </ul>	<ul style="list-style-type: none"> <li>▪ Poor government support for the vocational school.</li> <li>▪ Inadequate classroom and residential facilities.</li> <li>▪ Low motivation of staff.</li> </ul>
<b><i>Child Development and Protection</i></b>				
<b>1. Poor knowledge on child right</b>	<ul style="list-style-type: none"> <li>▪ Availability of Social service Sub-Committee</li> </ul>	<ul style="list-style-type: none"> <li>▪ Presence of NGOs on child right</li> </ul>	<ul style="list-style-type: none"> <li>▪ Illiteracy and poor communication on</li> </ul>	<ul style="list-style-type: none"> <li>▪ Limited funding from the central government</li> </ul>

Issue to be addressed	Potential	Opportunities	Constraints	Challenges
<b>and abuse</b>	<ul style="list-style-type: none"> <li>Presence of Social Welfare Department</li> <li>NGO on social protection</li> </ul>	<ul style="list-style-type: none"> <li>Ministry of Women &amp; Children Affairs.</li> <li>UN policy on Women &amp; Children.</li> </ul>	<ul style="list-style-type: none"> <li>child right issue</li> <li>Socio-culture barriers</li> <li>Lack of District Court</li> </ul>	<ul style="list-style-type: none"> <li>Ignorance on child rights/protection laws.</li> </ul>
<b>2. Limited number of basic schools put on the Ghana School Feeding Programme</b>	<ul style="list-style-type: none"> <li>Availability of high number of deprived schools</li> <li>Availability of caterers</li> <li>Availability of farm produce</li> <li>Community support</li> </ul>	<ul style="list-style-type: none"> <li>WFP on School Feeding</li> <li>Ghana School Feeding Programme</li> <li>CRS</li> </ul>	<ul style="list-style-type: none"> <li>Limited and delay funding</li> </ul>	<ul style="list-style-type: none"> <li>Continue increase in enrolment against limited funds</li> <li>Inadequate kitchen infrastructure</li> </ul>
<b>Disability and Social Protection</b>				
<b>3. Inadequate data on social protection</b>	<ul style="list-style-type: none"> <li>Good number of Organisation into advocacy on social protection</li> <li>Availability of Social Welfare Department</li> <li>Availability of DPCU</li> <li>Presence of Association of PLWD</li> <li>Availability of Social service Sub-Committee</li> </ul>	<ul style="list-style-type: none"> <li>Presence of NGOs</li> <li>Ministry of Women &amp; Children Affairs.</li> <li>UN policy on Women &amp; Children.</li> <li>Ghana Statistical Service</li> <li>LI on PWD</li> </ul>	<ul style="list-style-type: none"> <li>High cost associated with data collection</li> <li>Lack of database for social protection</li> </ul>	<ul style="list-style-type: none"> <li>Limited funding from the central government</li> <li>Some amount of ignorance about social protection</li> </ul>
<b>4. High unemployment rate (64.6%) among PWD</b>	<ul style="list-style-type: none"> <li>Presence of Association of PLWD</li> <li>Presence of Social Welfare Department</li> <li>NGO on social protection</li> <li>Availability of Social service Sub-Committee</li> </ul>	<ul style="list-style-type: none"> <li>Support from the DACF</li> <li>NGO/Donor support</li> <li>LI on PLWD</li> </ul>	<ul style="list-style-type: none"> <li>Generally limited employment opportunities</li> </ul>	<ul style="list-style-type: none"> <li>Most organisation not prepared to employ PLWD</li> <li>High illiteracy among PLWD</li> <li>Limited access to vocational/technical education</li> </ul>
<b>6. Transparent and Accountable Governance</b>				
<b>1. Poor revenue mobilisation</b>	<ul style="list-style-type: none"> <li>Existence of finance and Administration Committee</li> <li>Availability of markets.</li> <li>Experienced revenue staff.</li> <li>Supervision of Area councils in revenue generation</li> </ul>	<ul style="list-style-type: none"> <li>Periodic inspection of auditors.</li> <li>Use of private collectors</li> <li>Revenue taskforce action.</li> </ul>	<ul style="list-style-type: none"> <li>Physical barriers – rivers, lack of access roads.</li> <li>Inadequate motivation for revenue staff.</li> </ul>	<ul style="list-style-type: none"> <li>Inadequate means of transport to facilitate collection.</li> <li>Inadequate collection capacity.</li> <li>Tax evasion</li> </ul>
<b>2. Weak expenditure</b>	<ul style="list-style-type: none"> <li>Availability of Internal</li> </ul>	<ul style="list-style-type: none"> <li>Access to the Regional Budget</li> </ul>	<ul style="list-style-type: none"> <li>Inadequate logistics</li> </ul>	<ul style="list-style-type: none"> <li>Limited commitment to</li> </ul>

Issue to be addressed	Potential	Opportunities	Constraints	Challenges
<b>control</b>	<ul style="list-style-type: none"> <li>▪ Auditor and audit report</li> <li>▪ Availability of Budget sealing District Budget Analyst</li> <li>▪ Monthly issue of trial balance</li> </ul>	<ul style="list-style-type: none"> <li>▪ Analyst</li> <li>▪ Availability of the Regional Audit Service</li> <li>▪ Monitoring by the Regional Treasury</li> </ul>	<ul style="list-style-type: none"> <li>▪ Poor database for expenditure</li> <li>▪ Limited Local Government inspection</li> </ul>	<ul style="list-style-type: none"> <li>▪ enhancing expenditure control</li> </ul>
<b>3. Inadequate resource and transport for M&amp;E (DPCU)</b>	<ul style="list-style-type: none"> <li>▪ DA support from IGF</li> <li>▪ NGOs</li> </ul>	<ul style="list-style-type: none"> <li>▪ DA support from DACF</li> <li>▪ Support from CWSA</li> <li>▪ DA support from NGOs</li> <li>▪ DA support from DDF</li> </ul>	<ul style="list-style-type: none"> <li>▪ Inflationary effect on the purchase of means of transport</li> <li>▪ Delay in the release of funds</li> </ul>	<ul style="list-style-type: none"> <li>▪ Poor maintenance</li> <li>▪ Inadequate funds</li> <li>▪ Apathy on the part of some communities to contribute towards monitoring of projects</li> </ul>
<b>4. Poor functioning of Area/Urban Councils</b>	<ul style="list-style-type: none"> <li>▪ Inaugurated Area/Town Councils available</li> <li>▪ Available members of the Area/Town Councils</li> </ul>	<ul style="list-style-type: none"> <li>▪ Local Government Service Secretariat support</li> <li>▪ RCC support</li> <li>▪ Government policy to operationalise the ACs.</li> <li>▪ National Service Personnel available</li> </ul>	<ul style="list-style-type: none"> <li>▪ Limited human and financial resources</li> </ul>	<ul style="list-style-type: none"> <li>▪ DA cannot meet the Salaries of staff</li> <li>▪</li> </ul>
<b>5. Weak involvement of Traditional Authorities</b>	<ul style="list-style-type: none"> <li>▪ Existence of Traditional Authorities</li> <li>▪ Willingness of the Traditional Authority to take part in development</li> </ul>	<ul style="list-style-type: none"> <li>▪ Availability of Regional House of Chiefs</li> <li>▪ Ministry of Chieftaincy and Culture</li> </ul>	<ul style="list-style-type: none"> <li>▪ Lack of comprehensive policy framework</li> <li>▪ Politicisation</li> </ul>	<ul style="list-style-type: none"> <li>▪ Limited resource to help build and integrate activities of traditional Authorities into Assembly's own.</li> </ul>
<b>6. Inadequate security service across the District</b>	<ul style="list-style-type: none"> <li>▪ Existence of a functional police station at Nyankpala</li> <li>▪ DISEC</li> </ul>	<ul style="list-style-type: none"> <li>▪ DACF</li> <li>▪ DDF</li> <li>▪ Regional Head Quarters of the Ghana Police Service</li> </ul>	<ul style="list-style-type: none"> <li>▪ Limited number of Police Personnel in the District</li> </ul>	<ul style="list-style-type: none"> <li>▪ Inadequate fund to improve security in the District</li> </ul>
<b>7. Perennial Storms and floods</b>	<ul style="list-style-type: none"> <li>▪ High interest in tree planting.</li> <li>▪ Availability of land for tree planting.</li> <li>▪ Water bodiless for tree growth.</li> <li>▪ Availability of NADMO</li> </ul>	<ul style="list-style-type: none"> <li>▪ Support in tree planting by EPA - GEMP.</li> <li>▪ SADA Afforestation Project</li> <li>▪ Government reforestation programme.</li> <li>▪ Climate change adaption funds.</li> <li>▪ Environmental NGOs on tree planting.</li> </ul>	<ul style="list-style-type: none"> <li>▪ Perennial floods</li> <li>▪ High cost of alternate fuel</li> </ul>	<ul style="list-style-type: none"> <li>▪ .Lack of a gas station in the district.</li> <li>▪ Poverty</li> <li>▪ Illiteracy among many rural communities</li> <li>▪ High dependence on firewood &amp; charcoal for domestic energy.</li> <li>▪ Inadequate funds for tree planting.</li> <li>▪ Apathy in seedling</li> </ul>

Issue to be addressed	Potential	Opportunities	Constraints	Challenges
				protection.
<b>Gender</b>				
<b>1. Poor effort at bridging the gender gap in economic opportunities</b>	<ul style="list-style-type: none"> <li>▪ Presence of Gender Desk Officer</li> <li>▪ Availability of Social service Sub-Committee</li> <li>▪ Availability of Social Welfare Department</li> <li>▪ Presence of NGOs in gender</li> <li>▪ Availability of Vocational Institution</li> <li>▪ Advocacy on opportunity for girls migration to South (Kayaye</li> </ul>	<ul style="list-style-type: none"> <li>▪ Presence of NGOs into gender issues.</li> <li>▪ Ministry of Women &amp; Children Affairs. <ul style="list-style-type: none"> <li>▪ UN policy on Women &amp; Children.</li> </ul> </li> <li>▪ Ministry of Women and Children Affairs</li> <li>▪ Donor/NGO financial support on gender. <ul style="list-style-type: none"> <li>▪ Capacity building training opportunities for women</li> </ul> </li> </ul>	<ul style="list-style-type: none"> <li>▪ Inadequate information about economic opportunities for women</li> <li>▪ High Illiteracy rate among women</li> <li>▪ Generally low employment opportunities</li> </ul>	<ul style="list-style-type: none"> <li>▪ Weak women organisation to advocate for economic opportunities for women.</li> <li>▪ Generally low job opportunities</li> <li>▪ Poor gender segregated data on economic opportunities</li> </ul>
<b>2. Inadequate data on gender for planning</b>	<ul style="list-style-type: none"> <li>▪ Availability of a vibrant DPCU</li> <li>▪ Local interest in participation <ul style="list-style-type: none"> <li>▪ High interest of the local people to provide data on gender planning.</li> </ul> </li> <li>▪ Availability of Gender Desk Officer</li> <li>▪ Availability of Social Welfare Department</li> <li>▪ Presence of NGOs in gender</li> </ul>	<ul style="list-style-type: none"> <li>▪ Ghana Statistical Service</li> <li>▪ Ministry of Women and Children Affairs</li> <li>▪ Donor financial support on gender.</li> <li>▪ Capacity building training opportunities for women.</li> </ul>	<ul style="list-style-type: none"> <li>▪ High adult illiteracy among women</li> <li>▪ Socio-cultural limitation of women to provide information</li> <li>▪ High cost of data collection</li> </ul>	<ul style="list-style-type: none"> <li>▪ Limited funding for local engagements.</li> <li>▪ Lack of full complement of technical staff at the DA level.</li> </ul>
<b>3. Limited number of women in political leadership</b>	<ul style="list-style-type: none"> <li>▪ High level of advocacy on gender issues.</li> <li>▪ Availability of Gender Desk Office.</li> </ul>	<ul style="list-style-type: none"> <li>▪ Presence of NGOs in gender issues.</li> <li>▪ Ministry of Women &amp; Children Affairs.</li> <li>▪ UN policy on Women &amp; Children.</li> </ul>	<ul style="list-style-type: none"> <li>▪ Limited funds for women who would want to venture into politics.</li> </ul>	<ul style="list-style-type: none"> <li>▪ Traditional norms &amp; values.</li> <li>▪ Low level of adult female education.</li> <li>Religious limitations</li> </ul>

## Chapter 3

### 3.0 District Development Goal and Objectives

This chapter provides clear statements of the development focus of the Tolon District; goal for the plan period; development projections; as well as the adopted policy objectives and strategies adopted from the NMTDPF 2014-2017.

### 3.1 District development focus

Development needs to be organised directed in order to bring intended results. As such, the development focus of the Tolon District over the next four years period and in line with the GSGDA is to direct efforts towards:

- Identification and developing micro and small-scale enterprises by providing skill training and market access so as to enhance incomes and raise fiscal revenue;
- Promoting agricultural production and enhancing natural resource management for rural poverty reduction
- Developing socio-economic infrastructural base and promoting proper settlement planning of the district;
- Facilitating human development, through job creation, protection, and provision of social services such as education, health and;
- Enhancing grassroots participation through the strengthening of the sub-structures and reducing the gender gap in political and economic opportunities across the district.

### 3.2 District goal

In line with the GSGDA II, the District Goal for the 2014-2017 plan period is to: *“Expand and strengthen socio-economic development which will contribute to job creation; reduce poverty; sustain the environment; and enhanced participation at all level”*. This goal can only be achieved through the fulfillment of some related thematic area objectives and strategies.

However, population like any other is dynamic. It keeps changing by the day and that also translated to the need to change the numbers of facilities and services necessary to cope with the

unstable instability. In the medium term therefore, the following projection will be adopted to achieve targeted outcomes.

### 3.3. Development projections for 2014-2017

#### 3.3.1 Population Projections

Projected population of Tolon District (Using the Exponential Formula)

$$P_o = P_1 e^{rt}$$

Where  $P_o$  is base year population,  $P_t$  is the future population,  $r$  is the rate of growth and  $t$  is the timeframe. But using the 2010 PHC, the district has base population of ( $P_o$ ) of 72,990.

$$P_o = 72,990$$

$$P_t = ?$$

$$r = 2.7$$

$$t = 4, 5, 6, 7, \text{ and } 8.$$

$e = 2.718282$  is a constant

$$\text{The future population of Tolon District is therefore} = 72,990 * e^{(0.027*4)}$$

$$= 81,314$$

Going by the above baseline population of 72,990 in 2010 and the growth rate of 2.7, the projected population of the district will be as follows:

<b>Table 3.1: Projected Population</b>	
<b>Year</b>	<b>Population</b>
2013	79,148
2014	81,314
2015	83,540
2016	85,826
2017	88,175
2018	90,588

TDA, 2014

The projection indicates not only increasing population for the Tolon District, but provide much implications for the course taken to enhance development. Thus, the future rise in future population will lead to a corresponding need for increase provision of infrastructure and services in the following sectors:

### 3.4. Enhanced Competitiveness of Ghana's Private Sector

#### 3.4.1 Private Sector Development Projections

It should be noted that, with the expected increasing population, the demand for goods and services and especially access to markets will be high. It is therefore necessary to expand the

already three markets at Tali, Nyankpala, and Woribugu. Other potential future markets at Lingbinga, Kasuliyili, Wantugu and Kpeduwa must identify for future development.

### 3.5. Accelerated Agriculture Modernisation and Natural Resource Management

#### 3.5.1 Agriculture Productivity Projections

Output of the major staple crops is expected to increase by 5% annually to meet the food needs of the people and to generate some income to reduce poverty in the rural communities.

### 3.6 Infrastructure and Human Settlement Development

#### 3.6.1 Water and sanitation Projections

The current household coverage of potable water and sanitation facilities are 49% and 21.2% respectively (Ghana Statistical Service, 2010 PHC). With this, it is estimated that, 20 boreholes as well as extension of pipe born water to some communities should be carried out. It is also projected that, access to safe toilets in households (W/C, KVIP, and VIP) will be increased to 95% by the end of 2017.

#### 3.6.2 Electricity Projections

It should equally be noted that, rising population comes with increasing energy demand. Under the rural electrification, a total of sixty communities (55%) are proposed to be connected to the national grade.

#### 3.6.3 Feeder Roads Projections

The following roads are projected to be worked on to improve rural access and the transport of goods and services to the remote rural communities.

*Table 3.2: Selected key feeder roads for improvement*

NO.	ROAD NAME	LENGTH/KM
1	Wala-Lingbinga	5.40
2	Macheliyili-Wala	9.00
3	Tolon-Yipelgu	6.70
4	Nyankpala-Gbulahagu-Adumbiliyili	10.80
5	Wantugu-Aseyili	7.60
6	Tolon-Dimabi Kpachiyili	6.10
7	Tali-Lingbinga-Kuli Phase I	20.00
8	Gburimani Junction-Kpachiyili	8.70
9	Tali-Lingbinga-Kuli Phase II	8.90
10	Tolon-Fihini-Kpalgun-Zagua	8.40
11	Nyankpala-Tingoli-Dasuyili	4.80
12	Tingoli-Silinboma	4.80
13	Wantugu-Tamalgu	4.90
14	Katindaa-Jagbo	5.15
15	Kantugu-Kasuyili	5.50
<b>TOTAL</b>		<b>116.75</b>

### **3.6.4 Spatial Planning Projections**

Increasing population trends have far-reaching consequences for spatial planning and development. Thus, growing population without proper settlement planning can lead to among others slums, lawlessness, and revenue loss. The expected increase in the District's population for the next four years therefore, calls for proper settlement planning especially under the Street Naming and Property Addressing Programme. Three towns namely, Tolon, Nyankpala and Kasuliyili are therefore, proposed for spatial development under the programme.

## **3.7 Human Development, Productivity and Employment**

### **3.7.1 Educational projections**

With increase in population coupled with high enrolments, there will be increase in demand for classroom accommodation. A total of 15 new KGs are projected to be added to the existing infrastructure to meet the demand of pre-schooling in the next four years. There is also a call for more classroom blocks for some selected primary and JHS. In terms of sanitation, 60 toilets and urinary facilities, provision of 225 hand-wash facilities to all schools, as well as potable water are proposed for some selected 33 basic schools. This should go with additional teachers as well as teaching and learning materials.

### **3.7.2 Health Projections**

With the increasing population and presence of the NHI, attendance to health facilities is expected to increase. There will therefore be the need for expansion in health services. As a result, health infrastructure is envisaged to expand. Thus, 2 health centres are proposed for up-grading into polyclinics, 8 CHIPS compounds build as well as increase in accommodation. Also, nurses are envisaged to be sponsored for training to increase the staff capacity. These will be supported with basic equipment.

## **3.8 Transparency and Accountable Governance**

### **3.8.1 Local governance Projections**

To the proper participation of the increasing population, it is proposed that, all the area/town councils should be equipped and staffed to enhance their functioning. Annual revenue (IGF) is proposed to increase by 20%. It also a target, to provide three (3) staff member for each area/town council in order to help achieve the set target.

### **3.8.2 Security Projections**

It noticed that population growth comes with its own security concerns in terms of access and effective security services. It is therefore, the only police station at Nyankpala may not be able to provide the require police services. The district police headquarters at Tolon should therefore be put into full used within this plan period to help expand services.

### **3.8.3 Gender Projections**

With a dominant female population, it is proposed that, more economic and political opportunities should be extended to females in the district. It is also proposed that, the number of appointed women (2) in the Assembly should be increase by at least 8 women.

The above projections is hoped to translate into reality all things being equal if projects and planned programmes are implemented through the objectives and strategies stated below.

## Relevant Policy Objectives and Strategies Adopted from the NMTDPF 2014-2017

*Table 3.3: Ensured competitiveness of Ghana's private sector*

KEY FOCUS AREA	ISSUES	ADOPTED OBJECTIVE	ADOPTED STRATEGIES
<i>Private Sector Development</i>	Poor employment opportunities	<ul style="list-style-type: none"> <li>Expand opportunities for job creation by the end of 2017.</li> </ul>	<ul style="list-style-type: none"> <li>Support the creation of business opportunities through the REP by 2017</li> <li>Enhance competitiveness of local companies through skill training</li> </ul>
<i>Developing the Tourism Industry</i>	Undeveloped identified tourist sites	<ul style="list-style-type: none"> <li>Develop at least one identified tourist site to enhance revenue mobilisation by 2017.</li> </ul>	<ul style="list-style-type: none"> <li>Strengthen collaboration and coordination among key stakeholders to develop the tourism sites</li> <li>Encourage the expansion of tourist event attractions in the district</li> <li>Increase efforts to improve the quality of tourism personnel and services at all level</li> </ul>

*Table 3.4: Accelerated Agricultural Modernisation and Natural Resource Management*

KEY FOCUS AREA	ISSUE	ADOPTED OBJECTIVES	ADOPTED STRATEGIES
<i>Agriculture Productivity</i>	Inadequate access to extension service	<ul style="list-style-type: none"> <li>Increase access to extension services and re-orientation of agriculture education</li> </ul>	<ul style="list-style-type: none"> <li>Maintain the role of Agriculture Award winners and FBOs to serve as sources of extension in production and markets to small scale farmers within their localities to help transform subsistence farming into commercial farming</li> <li>Expand the use of mass extension methods e.g. farmer field schools, nucleus-farmer out-growers schemes, extension fields in the districts through mass education via</li> </ul>

KEY FOCUS AREA	ISSUE	ADOPTED OBJECTIVES	ADOPTED STRATEGIES
			<p>radio, TV, Junior Farm Field and Life School (JFFLS), communication vans, for knowledge dissemination</p> <ul style="list-style-type: none"> <li>▪ Build capacity of FBOs and Community-Based Organisations (CBOs) to facilitate delivery of extension services to their members</li> <li>▪ Increase access and improve allocation of resources to DADU for extension service delivery taking cognisance of gender sensitivity</li> <li>▪ Build capacity of FBOs and Community-Based Organisations (CBOs) to facilitate delivery of extension services to their members</li> <li>▪ Improve collaboration with NADMO in addressing gaps in disaster prevention, preparedness and response in the extension delivery services</li> </ul>
<i>Production risks/ bottlenecks in Agriculture Industry</i>	Over-reliance on rain-fed agriculture	▪ Promote irrigation development	▪ Rehabilitate viable existing irrigation infrastructure and promote their efficient utilisation
<i>Crops Development for Food Security, Exports and Industry</i>	Generally Low agricultural yields	Promote the development of selected staple and horticultural crops	<ul style="list-style-type: none"> <li>▪ Promote the development of selected staple crops in each ecological zone</li> <li>▪ Extend the concept of nucleus-out-grower and block farming schemes as well as cooperative and contract farming to cover staple and cash crops to bridge the gap between large and small scale producers</li> </ul>

<b>KEY FOCUS AREA</b>	<b>ISSUE</b>	<b>ADOPTED OBJECTIVES</b>	<b>ADOPTED STRATEGIES</b>
<i>Livestock and Poultry Development</i>	Low level of husbandry practices, low productivity and poor handling of livestock/ poultry products	<ul style="list-style-type: none"> <li>Promote livestock and poultry development for food security and income generation</li> </ul>	<ul style="list-style-type: none"> <li>Promote integrated crop-livestock farming</li> <li>Support the production of rabbits and grass-cutters</li> <li>Intensify disease control and surveillance especially for zoonotic and scheduled diseases</li> <li>Strengthen institutional collaboration for livestock and poultry statistics and monitoring</li> </ul>
<i>Agriculture Competitiveness and Integration into Domestic and International Markets</i>	Inadequate storage facilities	<ul style="list-style-type: none"> <li>Improve post-production management</li> </ul>	<ul style="list-style-type: none"> <li>Strengthen collaboration between public and private sector institutions to promote agro-processing, storage and marketing</li> <li>Develop effective post-harvest management strategies, particularly storage facilities, at individual and community levels</li> </ul>
<b><i>B. Natural Resource Management</i></b>			
<i>Land Management and Restoration of Degraded Forest</i>	Indiscriminate bush burning	Reverse forest and land degradation	<ul style="list-style-type: none"> <li>Intensify implementation of national forest plantation development programme</li> <li>Apply appropriate agriculture intensification techniques to reduce forest land clearance</li> <li>Implement an educational and enforcement programme to reduce bushfires and forest degradation</li> </ul>
<i>Community Participation in Natural Resource Management</i>	Poor community participation in resource management	Enhance natural resources management through community participation	<ul style="list-style-type: none"> <li>Develop and implement communication and public participation strategy for natural resource management</li> </ul>

KEY FOCUS AREA	ISSUE	ADOPTED OBJECTIVES	ADOPTED STRATEGIES
			<ul style="list-style-type: none"> <li>▪ Promote active involvement of community stakeholders in the development of natural resource management plans</li> <li>▪ Ensure capacity building of existing governance structures at the local level such as unit committees in natural resource management</li> </ul>
<i>Natural Disasters, Risks and Vulnerability</i>	Poor capacity to manage natural disasters	Enhance capacity to mitigate and reduce the impact of natural disasters, risks and vulnerability	<ul style="list-style-type: none"> <li>▪ Increase capacity of NADMO to deal with the impacts of natural disasters</li> <li>▪ Intensify public awareness on natural disasters, risks and vulnerability</li> </ul>

**Table 3.5: Infrastructure and Human Settlement Development**

KEY FOCUS AREA	ISSUE	ADOPTED OBJECTIVES	ADOPTED STRATEGIES
<i>1. Water, Environmental Sanitation and Hygiene</i>	Poor access to portable water in most rural areas	Accelerate the provision of adequate, safe and affordable water	<ul style="list-style-type: none"> <li>▪ Develop and manage alternative sources of water, including rain water harvesting</li> <li>▪ Adopt cost effective borehole drilling technologies</li> </ul>
<i>2. Energy Supply to Support Industries and Households</i>	Lack of access to electricity in most rural communities	Provide adequate, reliable and affordable energy to meet the national needs and for export	<ul style="list-style-type: none"> <li>▪ Increase access to energy by the poor and vulnerable</li> <li>▪ Ensure universal access to electricity by 2016</li> </ul>
<i>3. Spatial/Land Use Planning and Management</i>	Inadequate District Town and Country planning Staff	Strengthen the human and institutional capacities for effective land use planning and management	<ul style="list-style-type: none"> <li>▪ Strengthen the institutional capacity to manage human settlements and land use and spatial planning nationwide</li> <li>▪ Create Regional Mobile Planning Teams as a stop-gap measure to address critical shortage of professional staff especially at the district level</li> </ul>

KEY FOCUS AREA	ISSUE	ADOPTED OBJECTIVES	ADOPTED STRATEGIES
<b>4. Spatial/Land Use Planning and Management</b>	Poorly equipped and functioning District Town and Country Planning Office		
<b>5. Spatial/Land Use Planning and Management</b>	Poor and uncontrolled settlement development	Streamline spatial and land use planning system	<ul style="list-style-type: none"> <li>▪ Implement relevant planning models, simplified operational procedures and planning standards for land use</li> <li>▪ Integrate land use planning into the Medium-Term Development Plans at all levels</li> <li>▪ Expand the use of Geographic Information System (GIS) and GPS in spatial/land use planning at all levels</li> </ul>
<b>6. Rural Development and Management</b>	Youth migration to the South for non-existing jobs (Kayaye)	Create an enabling environment to accelerate rural growth and development	<ul style="list-style-type: none"> <li>▪ Improve access to social and infrastructure services to meet basic human needs</li> <li>▪ Introduce sustainable programmes to attract investment for the growth and development of the rural areas</li> <li>▪ Facilitate the proper utilization of rural and peri-urban lands by improving land use and land management schemes</li> </ul>
<b>7. Rural Development and Management</b>	Poor road Network	Create and sustain an efficient and effective transport system that meets user needs	<ul style="list-style-type: none"> <li>▪ Prioritise the maintenance of existing road infrastructure to reduce vehicle operating costs (VOC) and future rehabilitation costs</li> <li>▪ Improve accessibility to key centres of population, production and tourism</li> <li>▪ Sustain labour-based methods of road construction and maintenance to improve rural roads and maximise</li> </ul>

KEY FOCUS AREA	ISSUE	ADOPTED OBJECTIVES	ADOPTED STRATEGIES
			<ul style="list-style-type: none"> <li>employment opportunities</li> </ul>
<b>8. Rural Development and Management</b>	Poorly developed SMEs	Facilitate the sustainable use and management of natural resources that support the development of rural communities and livelihoods	<ul style="list-style-type: none"> <li>Promote the establishment of rural service centers to promote agriculture, non-farm enterprises and agro-based industries</li> <li>Promote regulated and non-exploitative utilization of natural resource endowments for the development of rural communities within the framework of local economic development</li> </ul>
<b>9. Energy Supply to Support Industries and Households</b>	Indiscriminate tree felling for fuel wood	Increase the proportion of renewable energy ( solar, bio-mass, wind, small and mini-hydro and waste-to-energy) in the national energy supply mix	<ul style="list-style-type: none"> <li>Promote the use of alternative fuels (such as LPG, ethanol liquid &amp; gel, biogas etc.) and energy efficient end use devices ( such as improved wood fuel stoves, etc)</li> <li>Promote the establishment of dedicated woodlots for efficient wood fuels production</li> </ul>
<b>10. Housing/Shelter</b>	Limited residential quarters and inadequate housing for workers	Increase access to adequate, safe, secure and affordable shelter	<ul style="list-style-type: none"> <li>Expand the availability of housing financing</li> </ul>
<b>11. Social, Community and Recreational infrastructure</b>	Lack of community/social centre	Develop social, community and recreational facilities	<ul style="list-style-type: none"> <li>Develop and maintain community and social centres countrywide</li> </ul>
<b>Water, Environmental Sanitation and Hygiene</b>	Poor sanitation (89.5% household have no toilet facilities and go on “free range”)	Accelerate the provision of improved environmental sanitation facilities	<ul style="list-style-type: none"> <li>Promote the construction and use of modern household and institutional toilet facilities</li> <li>Scale up the Community Led Total Sanitation (CLTS) for the promotion of household sanitation</li> </ul>

KEY FOCUS AREA	ISSUE	ADOPTED OBJECTIVES	ADOPTED STRATEGIES
			<ul style="list-style-type: none"> <li>▪ Provide modern toilet and sanitary facilities in all basic schools</li> <li>▪ Expand disability-friendly sanitation facilities</li> <li>▪ Improve the conditions and management of urban sewerage systems</li> <li>▪ Operationalise a results-based monitoring and evaluation (M&amp;E) system for effective monitoring of environmental sanitation services</li> </ul>
	Inadequate community awareness of CLTS	Ensure the development and implementation of health and hygiene education as a component of all water and sanitation programmes	<ul style="list-style-type: none"> <li>▪ Incorporate hygiene education in all water and sanitation delivery programmes</li> </ul>
	Inadequate equipment for environmental sanitation staff	Improve sector institutional capacity	<ul style="list-style-type: none"> <li>▪ Strengthen the capacity of community level management structure</li> </ul>
<b>1. Information Communication Technology Development</b>	Low access to ICT facilities such as the Internet	Promote rapid development and deployment of the national ICT infrastructure	<ul style="list-style-type: none"> <li>▪ Create the enabling environment to promote the mass use of ICT</li> <li>▪ Facilitate the development of Community Information Centres (CICs) nationwide</li> </ul>
<b>2. Science, Technology and Innovation to Support Productivity and Development</b>	Low adaptation of technology and innovation especially in the District	Promote the application of Science, Technology and Innovation in all sectors of the economy	<ul style="list-style-type: none"> <li>▪ Promote Science, Technology and Innovation development at all levels of production</li> <li>▪ Promote the diffusion and transfer of technology</li> <li>▪ Facilitate the introduction of electronic health records to enhance healthcare delivery</li> </ul>

**Table 3.6: Human Development, Productivity, and Employment**

KEY FOCUS AREA	ISSUE	ADOPTED OBJECTIVES	ADOPTED STRATEGIES
<b>Education</b>	Falling standards at the basic school level	Improve quality of teaching and learning	<ul style="list-style-type: none"> <li>▪ Institutionalise the In-Service Education and Training (INSET) programme at the basic level</li> <li>▪ Ensure adequate supply of teaching and learning materials</li> <li>▪ Deploy adequately qualified teachers and improve teachers' time-on-task</li> </ul>
	Inadequate means of transport especially for monitoring	Improve management of education service delivery	<ul style="list-style-type: none"> <li>▪ Strengthen capacity for education management</li> <li>▪ Ensure efficient development, deployment and supervision of teachers</li> </ul>
	Poor access to SHS	Increase inclusive and equitable access to, and participation in education at all levels	<ul style="list-style-type: none"> <li>▪ Roll out a programme for the attainment of universal access to second cycle education</li> <li>▪ Bridge the gender gap and access to education at all levels</li> <li>▪ Remove the physical, financial and social barriers and constraints to access to education at all levels</li> </ul>
	Poor infrastructural facilities at the pre-school levels		
	Poor access to good environment, water and sanitation at the school level	Ensure continued provision of life skills training and management for managing personal hygiene, fire safety, environment, sanitation and climate change	<ul style="list-style-type: none"> <li>▪ Provide all public basic schools with modern toilet facilities and improved access to potable water</li> </ul>
<b>The Youth</b>	Limited access to Vocational/Technical Training	Ensure provision of adequate training and skills development in line with global trends	<ul style="list-style-type: none"> <li>▪ Provide employable skills training for out-of-school youth and graduates</li> </ul>
<b>Health</b>	Poor access to health facilities	Bridge the equity gaps in geographical access to health services	<ul style="list-style-type: none"> <li>▪ Strengthen the district and sub-district health systems as the bed-rock of the national primary health care strategy</li> </ul>

KEY FOCUS AREA	ISSUE	ADOPTED OBJECTIVES	ADOPTED STRATEGIES
			<ul style="list-style-type: none"> <li>▪ Accelerate the implementation of the revised CHPS strategy especially in under-served areas</li> </ul>
	High incidence of Malaria especially among pregnant women	Enhance national capacity for the attainment of the health related MDGs and sustain the gains	<ul style="list-style-type: none"> <li>▪ Scale up community and facility based interventions for the management of childhood and neonatal illnesses</li> <li>▪ Scale up the implementation of national malaria, TB, HIV/AIDs control strategic plans</li> </ul>
		Improve efficiency in governance and management of the health system	<ul style="list-style-type: none"> <li>▪ Deepen stakeholder engagement and partnership (public, private and community) for health care delivery</li> <li>▪ Strengthen capacity for Monitoring and Evaluation in the health sector</li> </ul>
<i>HIV &amp; AIDS and STIs</i>	Inadequate funding for enhancement the quality of life of PLHIV	Improve HIV and AIDS/STIs case management	<ul style="list-style-type: none"> <li>▪ Scale up and sustain quality HIV &amp; AIDS treatment, care and support activities, including increasing ART and PMTCT Sites</li> <li>▪ Develop and implement a programme to deepen public awareness and management of STIs</li> </ul>
<i>Child Development and Protection</i>	Poor knowledge on child right and abuse	Promote effective child development in all communities, especially deprived areas	<ul style="list-style-type: none"> <li>▪ Promote advocacy and create public awareness on the rights of children</li> <li>▪ Mainstream children's issues</li> </ul>
	Limited number of basic schools put on the Ghana School Feeding Programme	Advance the implementation of the compulsory component of FCUBE	<ul style="list-style-type: none"> <li>▪ Expand the School Feeding Programme</li> </ul>

KEY FOCUS AREA	ISSUE	ADOPTED OBJECTIVES	ADOPTED STRATEGIES
<i>Disability and Social Protection</i>	Inadequate data on social protection	Provide timely, reliable, and disaggregated data on PWDs	<ul style="list-style-type: none"> <li>Develop a reliable system for the collection, compilation, analysis and dissemination of relevant data on PWDs for planning and policy-making</li> </ul>
	High unemployment rate (64.6%) among PWD	Ensure effective appreciation of and inclusion of disability issues	<ul style="list-style-type: none"> <li>Improve funding for disability programmes</li> </ul>

**Table 3.7: Transparent and Accountable Governance**

KEY FOCUS AREA	ISSUE	ADOPTED OBJECTIVE	ADOPTED STRATEGY
<i>Local Governance and Decentralization</i>	Poor revenue mobilisation	Ensure effective and efficient resource mobilisation, internal revenue generation and resource management	<ul style="list-style-type: none"> <li>Improve the capacity of finance and administrative staff of DA</li> <li>Ensure effective monitoring of revenue collection and utilisation of investment grants</li> <li>Develop reliable business and property database system including the street naming and property addressing</li> </ul>
	Weak expenditure control		
<i>Evidence-Based Decision-making</i>	Inadequate resource and transport for M&E (DPCU)	Enhance efficiency and effectiveness of the District M&E system at all levels	<ul style="list-style-type: none"> <li>Develop sustainable funding arrangements in support of the development of a functional district M&amp;E system</li> <li>Build technical capacity for M&amp;E and statistics at all levels</li> </ul>
<i>National Culture for Development</i>	Weak involvement of Traditional Authorities	Promote the role of the chieftaincy institution in national development	<ul style="list-style-type: none"> <li>Develop modalities to harness the inherent potential of the chieftaincy institution in national development</li> </ul>
<i>Local Governance and Decentralization</i>	Poor functioning Area/Urban Councils	Ensure effective implementation of the decentralisation policy and programmes	
<i>Public Safety and Security</i>	Inadequate security service across the District	Improve internal security for protection of life and property	Enhance institutional capacity of the security agencies
	Perennial Storms and floods		<ul style="list-style-type: none"> <li>Enhance the preparedness of disaster management agencies to effectively respond to emergencies</li> </ul>

<b><i>Gender Equity and Women Empowerment</i></b>	Poor effort at bridging the gender gap in economic opportunities	Promote gender equity in political, social and economic development systems and outcomes	<ul style="list-style-type: none"> <li>▪ Target and bridge capacity gaps for the active and equal participation of women and men at all levels of civil society, economy, peace building and governance</li> </ul>
	Inadequate data on gender for planning	Promote the effective integration of gender considerations at all stages, and in all dimensions of data production and creation of statistical knowledge	<ul style="list-style-type: none"> <li>▪ Standardise the compilation of gender statistics from routine administrative processes</li> </ul>

## Chapter 4

### 4.0 Development Programmes

This chapter focuses on the broad programmes of action that will inform the annual action plans of the Tolon District for the next four years. The Programmes are drawn from the needs and aspiration of the local people which are also meant to contribute towards achieving the National Goals.

However, the district has no control over the first and fourth thematic areas of the Ghana Shared Growth and Development Agenda (GSGDA II) document, but the little in the area of local revenue mobilisation is considered significant to enhance macro-economic stability. Thus, the District Assembly as a main development agent at the district level wish to contribute to the development policy frame work in five of the seven thematic areas. The broad district development programmes are therefore structured as such. It is therefore, hoped that, the people of the Tolon District will buy into the development path of which they have been part in designing. With the present level of politicisation of most development projects at the grassroots level, there will be some challenges but through some vigorous sensitisation the challenges ahead can be overcome.

## 4.1 Thematic: Enhance Competitiveness of Ghana's Private Sector

### 4.1.1 Focus Area: Private Sector Development

*Goal: To enhance local economic growth and development*

*Objective: Expand opportunities for job creation through efficient MSEs by 2017*

STRATEGIES	ACTIVITIES	LOCATION	TIME FRAME				INDICATIVE BUDGET	INDICATORS	SOURCE OF FUNDING			IMPLEMENTING DEPARTMENT	
			2014	2015	2016	2017			IGF	GOG	DONOR	LEAD	COLLABORATOR
Support the creation of business opportunities	Business Counselling	20 times District wide	X				23,000.00					BAC/GoG	REP/DA
	Basic CBT in Sheanut Processing	4 communities	X				10,320.00			X		BAC/GoG	REP/DA
	Basic CBT in Pomade, Hair food, and conditioner	2 times in Tolon	X				11,760.00			X		BAC/GoG	REP/DA
	Basic CBT in Guinea fowl rearing	Dimabi		X			23,520.00			X		BAC/GoG	REP/DA
	Basic CBT in Beed making	2 communities			X		5,880.00			X		BAC/GoG	REP/DA
	Basic CBT in Soap making	11 communities		X			32,340.00			X		BAC/GoG	REP/DA
Enhance competitiveness	Business Orientation	4 communities	X				7,880.00			X		BAC/GoG	REP/DA

ss of local MSEs in the District	Seminar												
	Conduct a Stakeholders Fora	Tolon	X				23,520.00				X	BAC/GoG	REP/DA
	Conduct a study tour to learn more from existing groups in soap making	Tamale/Salaga	X				2,500.00				X	BAC/GoG	REP/DA
	Advance CBT in Soap making	3 communities		X			8,820.00				X	BAC/GoG	REP/DA
	Marketing Best practices and management	Tali		X			1,970.00				X	BAC/GoG	REP/DA
	Entrepreneurs hip Training	3 communities			X		2,940.00				X	BAC/GoG	REP/DA
	Group Formation Training	2 communities			X		5,910.00				X	BAC/GoG	REP/DA
	Entrepreneurs hip Training	2 communities			X		5,880.00				X	BAC/GoG	REP/DA
	Strengthening of Association	Tolon				X	1,970.00				X	BAC/GoG	REP/DA
	Business Management					X	5,910.00				X	BAC/GoG	REP/DA

	Training												
<b>Sub-total</b>							<b>174,120.00</b>						

#### 4.1.2 Focus Area: Developing the Tourism Industry

*Goal: Promote diverse income generating opportunities within the district*

OBJECTIVE: To Diversify and expand the tourism industry to enhance revenue mobilisation by the end of 2017.													
STRATEGIES	ACTIVITIES	LOCATION	T I M E F R A M E				INDICATIVE BUDGET	INDICATORS	SOURCES OF FUNDING			IMPLEM. AGENCIES	
			2014	2015	2016	2017			IGF	GOG	DONOR	LEAD	COLLAB.
Increase efforts to improve the quality of tourism personnel and services at all level	Develop Tourist attraction sites in district	District Wide	X	X	X	X	200,000.00	Developed tourist sites	X	X	X	D/A	Traditional Authorities/ Tourist board
Encourage the expansion of tourist event attractions in the district	Develop broche/Business plan for tourist sites	DA	X	X	X	X	10,000.00	Developed broche/business plans	X			D/A	Tourist consultant
Strengthen collaboration and coordination among key stakeholders to develop the tourism sector	Sensitise Traditional Authorities on the need for developing identified tourist sites	District Wide	X	X	X	X	20,000.00		X	X		D/A	Traditional Authorities /Tourist board cons.

<b>Sub-total</b>							<b>230,000.00</b>						
------------------	--	--	--	--	--	--	-------------------	--	--	--	--	--	--

## 4.2 Thematic Area: Accelerated Agricultural Modernisation and Natural Resource Management

### 4.2.1 Sector: Agriculture

*Goal: To promote agricultural outputs through the adoption of improved innovations, technology, and sustainable environmental practices*

<b>Objective 1: Increase access to extension services and re-orientation of agriculture education</b>													
ADOPTED STRATEGIES	ACTIVITY	LOCATION	TIME FRAME				INDICATIVE BUDGET	INDICATORS	SOURCE OF FUNDING			IMPLEMENTING DEPARTMENT	
			2014	2015	2016	2017			IGF	GOG	DONOR	LEAD	COLLABORATORS
<ul style="list-style-type: none"> <li>Maintain the role of Agriculture Award winners and FBOs to serve as sources of extension in production and markets to small scale farmers within their localities to help transform subsistence farming into commercial farming</li> </ul>	Organise one district farmers' day by December annually	Tolon	X	X	X	X	100,000.00	No. of farmers awarded, reports		X	X	DADU	DA

Expand the use of mass extension methods e.g. farmer field schools, nucleus-farmer out-growers schemes, extension fields in the districts through mass education via radio, TV, Junior Farm Field and Life School (JFFLS), communication vans, for knowledge dissemination	Conduct 3,076 home/meetings and farm visits by 16 AEAs in 16 operational areas annually	All operational areas	X	X	X	X	19,200.00	Number of farmers adopting GAPs increased		X	X		
	Conduct 120 monitoring and supervision visits 5 District Agric. Officers (DAOs) annually	All operational areas	X	X	X	X	16,800.00	AEAs efficiently & effectively conduct planned activities.		X	X	DADU	
	Organize quarterly review meetings and compile reports on activities	Tolon	X	X	X	X	6,510.00	Stakeholders meeting organized.				DADU	
	Organise and train 20 farmer groups on the understanding of the value chain concept by December annually.	All operational areas	X	X	X	X	8,650.00	160 farmers trained adopted supplementary feeding		X	X	DADU	
Build capacity of FBOs and Community-Based Organisations (CBOs) to facilitate delivery of extension services to their members	Train 16 AEAs on contemporary Extension delivery annually	All operational areas	X	X	X	X	1,544.00	AEAs skills in technology delivery improved.		X	X	DADU	

	Conduct 384 farmer trainings for 7,680 farmers on improved agricultural technology to farmers by 16 AEAs annually.	All operational areas	X	X	X	X	3,072.00	Productivity increased/ha Training report		X	X	DADU	
	Conduct sixteen (16) demonstrations to educate farmers on new methods and/or improved varieties by 16 AEAs annually	All operational areas	X	X	X	X	7,160.00	Demonstrations conducted		X	X	DADU	DA
	Organize 10 field days to highlight technologies demonstrated on the field for 7,680 farmers	All operational areas	X	X	X	X	3,720.00	New practices (GAPs) evaluated by farmers on the field/or decision to adopt taken.		X	X		
Increase access and improve allocation of resources to DADU extension service delivery taking	Management and coordination (vehicle maintenance, stationery, repairs of office equipment and	Tolon	X	X	X	X	5,000.00	Effective management and coordination		X	X	DADU	

cognisance of gender sensitivity	consumables)													
	Acquire one 4x4 pickup for official duties	Tolon		X			100,000.00	One pickup acquired, effective agric. Service delivery		X		X	DADU	RING Project
	Purchase five tyres for official Vehicle	Tolon		X	X	X	2,812.50	Vehicle in good condition		X		X		RING Project Donor, Partner
	Acquire three Yamaha AG 100 motorbikes	Tolon		X			45,000.00	Agric. Services delivery improved at the community level.		X		X		
Improve collaboration with NADMO in addressing gaps in disaster prevention, preparedness and response in the extension delivery services	Procure five live jackets with accessories for emergency preparedness	Tolon		X			3,375.00	5 live saving jackets		X		X	DADU	RING Project Donor, Partners
<b>Objective 2: Promote irrigation development</b>														

Rehabilitate viable existing irrigation infrastructure and promote their efficient utilisation	Rehabilitation of 12 dams			X	X	X	150,000	Rehabilitated dam facilities			X	DADU	RING Project Donor, Partners
<b>Objective 3: Promote the development of selected staple and horticultural crops</b>													
<ul style="list-style-type: none"> <li>■ Promote the development of selected staple crops in the District</li> <li>■ Extend the concept of nucleus-out-grower and block farming schemes as well as cooperative and contract farming to cover staple and cash crops to bridge the gap between large and small scale producers</li> </ul>	<p>Sensitize 2,500 women on basic improved nutrition (Soya Utilization and wean mix) in local dishes by March annually</p>	All operational areas		X	X	X	2,955.00	<p>Training report</p> <p>160 farmers adopt supplementary feeding</p>			X	DADU	RING Project Donor, Partners
	Support 2,500 house with inputs to cultivate 1 acre soybean and 1 acre maize	Tolon		X	X	X	562,500.00	2,500 households supported with 1 acre soybean and 1 acre maize			X	DADU	RING Project Donor, Partners
<b>Objective 4: Promote livestock and poultry development for food security and income generation</b>													

Promote integrated crop-livestock farming	Train 120 livestock farmers on appropriated husbandry techniques of improved breeds by Annually.	All operational areas	X	X	X	X	3,510.00	Training report 120 farmers adopt husbandry practices				DADU	RING Project /DA
	Train 160 livestock farmer on the treatment of rice straw with urea by annually.	All operational areas		X	X	X	3,522.00	Training report 160 farmers adopt supplementary feeding				DADU	RING Project /DA
Strengthen institutional collaboration for livestock and poultry statistics and monitoring	Conduct one agric survey on crops and livestock in 20 Enumeration area	Tolon		X	X	X	5,780.00	Report on agric. Productivity		X			RING Project Donor, Partners
	Conduct farmer, livestock/poultry census annually.	Tolon		X			5,118.75	Report on No. of farmers, livestock/poultry		X		X	RING Project Donor, Partners
	Carry out rehabilitation works and equip DADU's Animal traction centre at Nyankpala by December 2015	Tolon		X			112,500.00	Functional animal traction centre		X		X	DADU RING Project Donor, Partners

Support the production of rabbits and grass-cutters	Purchase and distribute 10,000 rabbits to 2,500 beneficiaries	Tolon		X	X	X	25,000.00	10,000 rabbits distributed		X	DADU	RING Project Donor, Partners
	Purchase and distribute 10,000 local fowls to 2,500 beneficiaries	Tolon		X	X	X	25,000.00	10,000 local fowls distributed	X	X	DADU	RING Project Donor, Partners
	Purchase and distribute 10,000 small ruminants to 2,500 beneficiaries	Tolon		X	X	X	500,000.00	10,000 small ruminant distributed	X	X	DADU	RING Project Donor, Partners
	Procure 2 bulls and 2 donkeys for the animal traction centre	Tolon		X			4,000.00	2 donkeys, 2 bulls	X	X	DADU	RING Project Donor, Partners
Intensify disease control and surveillance especially for zoonotic and scheduled diseases	Immunize 120,000 livestock/poultry and pests against schedule disease annually	All operational areas		X	X	X	3,556.00	Training report 160 farmers adopt supplementary feeding	X	X	DADU	RING Project Donor, Partners
<b>Objective 5: Improve post-production management</b>												
Strengthen collaboration between public and private sector institutions to	Train 80 women farmer groups on food processing storage and	All operational areas		X	X	X	2,523.00	Training report 80 women adopt supplement	X	X	DA DU	RING Project Donor, Partners

promote agro-processing, storage and marketing	preservation for all 4 zone by April annually							ary feeding					
Develop effective post-harvest management strategies, particularly storage facilities, at individual and community levels	Training of AEs and farmers on GAP and post-harvest losses		X	X	X	X	4,330.00	AEAs and farmers trained		X		DA DU	DA
<b>Sub-total</b>							<b>1,733,138.25</b>						

#### 4.2.2 Sector: Natural Resource Management

*Goal: To reduce environmental risk associated with Agriculture production*

<b>Objective 1: Reverse forest and land degradation</b>													
ADOPTED STRATEGY	PROGRAMME/ ACTIVITIES	LOCATION	TIME FRAME				INDICATIVE BUDGET GH¢	INDICATORS	SOURCE OF FUNDING			IMPLEMENTATION AGENCIES	
			2014	2015	2016	2017			IGF GH¢	GoG	DONOR	LEAD	COLLA.
Intensify implementation of national forest plantation development programme	Develop environmental management proposals for the district for funding	Tolon		X			6,000	Reduced environmental degradation				DADU	MOFA, NGO's, SADA, EPA/GEMP
	Acquire seedlings and	District		X	X	X	30,000	Seedlings acquired and				DADU	MOFA, NGO's,

	undertake tree planting in communities	Wide						planted					SADA SADA, EPA/GEMP
	Organize tree planting exercise for each Area Council	District Wide		X	X	X	30,000	Improved forestation				DADU	MOFA, NGO's, SADA, EPA/GEMP
Apply appropriate agriculture intensification techniques to reduce forest land clearance	To replant 100 hectares of degraded forest land annually	District Wide		X	X	X	75,000	Improved forestation				DADU	MOFA, NGO's, SADA , EPA/GEMP
	Carry out fortnight monitoring throughout the district to ensure that environmental management are adhered to	District-Wide		X	X	X	10,000	Reduced environmental degradation				DADU	MOFA, NGO's, SADA , EPA/GEMP
Implement an educational and enforcement programme to reduce bushfires and forest degradation	To organize tree planting competition for all Junior High schools in the district	District-wide		X	X	X	30,000.00	Improved forestation		X		DADU	MOFA, NGO's, SADA EPA/GEMP
<b>Objective 2: Enhance natural resources management through community participation</b>													

<ul style="list-style-type: none"> <li>Develop and implement communication and public participation strategy for natural resource management</li> </ul>	Organize educational fora for stakeholders on effective environmental management issues in all the area councils	District-wide		X	X	X	5,000.00	Improved forestation				DADU	MOFA, NGO's, SADA ,GEMP
<ul style="list-style-type: none"> <li>Promote active involvement of community stakeholders in the development of natural resource management plans</li> </ul>			X	X	X	X		Community members and traditional authorities sensitised			X		
<ul style="list-style-type: none"> <li>Ensure capacity building of existing governance structures at the local level such as unit committees in natural resource management</li> </ul>	Sensitise Community members and traditional authorities on the need to ensure environmental management in their communities	District-wide					40,000.00			X		DADU	MOFA, NGO's, SADA, EPA/GEMP
	Facilitate the enactment of by-laws on	District-wide	X	X			40,000.00	Guidelines on sand winning established	X			DA	

	sand winning								and enforced					
	Establish community resource managed areas (CRMAs)	District-wide	X	X			40,000		Community members and traditional authorities sensitised	X	X		DADU	DA/EPA
<b>Objective 3: Enhance capacity to mitigate and reduce the impact of natural disasters, risks and vulnerability within disaster prone areas by 2017</b>														
■ Increase capacity of NADMO to deal with the impacts of natural disasters	Train NADMO staffs on Strategic environmental assessment techniques	Tolon	X	X	X	X	2,000		Improved risks associated with agric production				DA	DADU, NADMO, SADA, NGO's, EPA/GEMP
Intensify public awareness on natural disasters, risks and vulnerability	Train farmers groups on sustainable land and environmental management	District-Wide		X	X	X	5,000		Improved risks associated with agric production				MOFA	NGO's, SADA, EPA/GEMP
<b>Sub-total</b>							<b>313,000.00</b>							

### 4.3 Thematic Area: Infrastructure and Human Settlement Development

#### 4.3.1 Focus Area: Water

*Goal: Improve availability, access and utilization of portable water*

<b>Objective:</b> Accelerate the provision of adequate, safe and affordable water to communities by 2017													
ADOPTED STRATEGIES	ACTIVITIES	LOCATION	TIME FRAME				INDICATIVE BUDGET	INDICATOR	IGF	GOG	DONOR	IMPLEM. AGENCY	
			2014	2015	2016	2017						LEAD	COLLAB.
<ul style="list-style-type: none"> <li>▪ Develop and manage alternative sources of water, including rain water harvesting</li> <li>▪ Adopt cost effective borehole drilling technologies</li> </ul>	Provide 20 boreholes to communities	District Wide		X	X	X	200,000.00			X		DA	DWST, Unicef CWS, Donors
	Extension of pipe born water	Nyankpal-Tuunayili, Nafarung, Dimabi and Tolon	X	X			320,00.00	pipe born water extended				DA	WD/CWS
	Rehabilitation of 30.No Orphan, 30 No. broken down Bore Holes and mechanise 2 high yielding boreholes for small town water systems	District Wide	X	X	X	X	450,750.00	30 No. Orphan, 30 No. broken down boreholes rehabilitated and 2 high yielding ones mechanised by December 2014		X	X	DA	DWST

<b>Objective:</b> Accelerate the provision of adequate, safe and affordable water to communities by 2017													
ADOPTED STRATEGIES	ACTIVITIES	LOCATION	TIME FRAME				INDICATIVE BUDGET	INDICATOR	IGF	GOG	DONOR	IMPLEM. AGENCY	
			2014	2015	2016	2017						LEAD	COLLAB.
	Ensure regular monitoring of water facilities	District Wide	X	X	X	X	8,000.00			X		DA	DWST, UNICEF CWS, Donors
	Provide regular training of WATSANS to ensure efficient maintenance	District Wide		X	X	X	10,000.00			X		DA	DWST, UNICEF CWS, Donors
<b>Sub-total</b>							<b>988,750.00</b>						

#### 4.3.2 Focus Area: Environmental Sanitation and Hygiene

*Goal: Improve adequate access and delivery of sanitation service*

<b>Objective 1:</b> Accelerate the provision of improved environmental sanitation facilities													
ADOPTED STRATEGIES	ACTIVITIES	LOCATION	TIME FRAME				INDICATIVE BUDGET (GHC)	INDICATORS	SOURCES OF FUNDING			IMPLEMENTING DEPARTMENTS	
			2014	2015	2016	2017			IGF	GOG	DONOR	LEAD	COLLABORATORS
Promote the construction and use of modern household	Construct 10 seater 7 No. KVIPs Public toilets in 7 communities	District Wide	X	X	X	X	500,000.00		X	X			

and institutional toilet facilities	Construction of 15 No. Institutional Latrines	Distriict Wide	X				108,000.00	15 No. Institutional Latrines constructed		X	X	DA	DWST
Scale up the Community Led Total Sanitation (CLTS) for the promotion of household sanitation	Meeting Natural Leaders on progress of CLTS implementation and way forward	CLTS Communities	X	X	X	X	4,000.00	Meeting of natural leaders carried out		X	X	DA	UNICEF World Vision, Ghana
	Implement CLTS in 71 communities	District Wide	X	X	X	X	200,000.00	71 Communities triggered		X	X	DA	UNICEF/World Vision
	Continue monitoring of 40 communities (CLTS)	CLTS communities	X	X			200,000.00	Community behavior on sanitation improved		X	X	DA	UNICEF/World Vision
	Train 85 hygiene volunteers	District wide	X				200,000.00	Hygiene and sanitation volunteer trained					
	Revisits home science extension and management programmes at the communities	District wide		X	X	X	500,000.00	Improved in household hygiene and sanitation		X	X	DOC D	EHU
	Initiates communities to more self-help	District wide		X	X	X	100,000.00	Enhanced community dev't		X		DOC D	DA

	programmes /projects such as constructional works, sanitation and hygiene												
■ Improve the conditions and management of urban sewerage systems	Dislodge/service all public toilets	In all area councils	X	X	X	X	40,000.00	Dislodgement carried out		X	X	DA	World Vision
<b>Objective 2: Ensure the development and implementation of health and hygiene education as a component of all water and sanitation programmes</b>													
■ Incorporate hygiene education in all water and sanitation delivery programmes	Organise District Sanitation Week	District Wide	X	X	X	X	5,000.00	Sanitation week Organised		X	X	DA	World Vision, Ghana
	Hold sanitation durbars in 40 JHS/Primary schools	District Wide		X			4,500.00	40 sanitation durbars organised		X	X	DA	UNICEF/World Vision
	Train 250 food sellers and 100 butchers on proper handling of food and meat	District Wide		X	X		6,000.00	250 food sellers and 100 butchers trained		X	X	DA	UNICEF/World Vision
	Hold public forum on DA bye-laws	Tolon		X			2,500.00	Knowledge on bye-laws improved and functional		X	X	DA	UNICEF/World Vision

<b>Objective 3: Improve sector institutional capacity</b>													
Strengthen the capacity of community level management structure	Refresher training for Environmental Health (EH) Staff on CLTS and casual workers	Tolon	X	X			8,500.00	Capacity of EH staff enhanced		X	X	DA	UNICEF/World Vision
	Facilitate the review of sanitation by-laws	Tolon	X				7,000.00	Sanitation bye laws enacted and enforced		X	X	DA	UNICEF World Vision, Ghana
	Evacuate all public refuse dumps in 6 area councils to final disposal site	District Wide	X	X	X	X	3,000.00	All public refuse dumps evacuated		X	X	DA	NGO'S
<b>Sub-total</b>							<b>1,888,500.00</b>						

#### 4.3.3 Sector: Energy Supply to Support Industries and Households

*Goal: To facilitate the universal access to rural electrification in by 2016 in the District.*

*Objective: Provide adequate, reliable and affordable energy to meet the District's basic needs by the end of 2016*

ADOPTED STRATEGIES	ACTIVITIES	LOCATION	TIME FRAME				INDICATIVE BUDGET	INDICATOR	SOURCE OF FUNDING			IMPLEM. AGENCY	
			2014	2015	2016	2017			IGF	GOG	DONOR	LEAD	COLLAB.
<ul style="list-style-type: none"> <li>▪ Increase access to energy by the poor and vulnerable</li> <li>▪ Ensure universal access to electricity by 2016</li> </ul>	Provision of streetlight	Nyankpala		X			12,740.00	Provision of streetlight carried out		X		DA	DWD
	Extension of electricity to some all communities	District Wide	X				432,500.00	Electricity extension completed					
	Extension of light to WC toilets and Tolon Headmasters Bungalow						8,200.00						
<b>Sub-total</b>							<b>453,440.00</b>						

#### 4.3.4 Focus Area: Social, Community and Recreational infrastructure

##### Goal:

*Objective : Develop social, community and recreational facilities*

ADOPTED STRATEGIES	ACTIVITY	LOCATION	TIME FRAME				INDICATIVE BUDGET	INDICATORS	SOURCES OF FUNDING			IMPLEMENTING DEPARTMENTS	
			2014	2015	2015	2017			IGF	GOG	DONOR	LEAD	COLLABORATORS
▪ Develop and maintain community and social centres in	Construction of community centre and guest house	Tolon	X				400,000.00			X		DA	DWD

the district													
<b>Sub-total</b>							<b>400,000.00</b>						

#### 4.3.5 Sector: Spatial/Land Use Planning and Management

*Goal: To expand and improve infrastructural development including electricity, roads and human settlement across the district*

<b>Objective 1: Strengthen the human and institutional capacities for effective land use planning and management</b>													
ADOPTED STRATEGIES	ACTIVITY	LOCATION	TIMES FRAME				INDICATIVE BUDGET GHC	PERFORMANCE INDICATORS	SOURCE OF FUNDING			IMPLEMENTING DEPARTMENT	
			2014	2015	2016	2017			IGF	GOG	DONOR	LEAD	COLLAB.
<ul style="list-style-type: none"> <li>Strengthen the institutional capacity to manage human settlements and land use and spatial planning district wide</li> <li>Create Regional Mobile Planning Teams as a stop-gap measure to address critical shortage of professional staff</li> </ul>	Procure office equipment for the District Town and Country Office	Tolon	X	X	X	X	31,000.00						
	Advocate for personnel for the District Town and Country Office	Tolon	X	X	X	X	4,088.00	Request for logistics carried out		X		Town and country Planning	DA

especially at the district level													
<b>Objective 3: Streamline spatial and land use planning system through the street naming and property addressing programme by 2017</b>													
<ul style="list-style-type: none"> <li>■ Implement relevant planning models, simplified operational procedures and planning standards for land use</li> <li>■ Integrate land use planning into the Medium-Term Development Plans at all levels</li> <li>■ Expand the use of Geographic Information System (GIS) and GPS in spatial/land use planning at all levels</li> </ul>	Support District Assembly to embark on Streets Naming and Property addressing all properties	Three communities	X	X	X	X	10,434.90	Streets named and properties addressed		X		Town and country Planning	DA, Regional Town and Country Office
	Support to District Structural Planning		X				40,000.00	District Map Drawn		X		Town and country Planning	DPCU
	Conduct periodic inspection of layout structure in towns	District wide	X	X	X	X	5,000.00	Periodic inspector of layout structure carried out in two towns		X		Town and country Planning	DPCU
	Support five traditional rulers to properly follow plot allocations for residential and commercial	Five communities	X	X	X	X	400.00	District Assembly support in house numbering		X		Town and country Planning	DA Traditional rulers

	purposes												
	Collaborate with regional Town and Country Planning to prepare permit documents for commercial projects	District wide	X	X	X	X	3,000.00			X		Town and country Planning	Regional Town and Country Planning
	Educate the communities on proper contraction of structures in the district	District wide					4,00.00	Communities educated on proper construction of structures		X		Town and country Planning	DA, Communities
	Prepare quarterly and Annual Reports						5,000.00	Annual report prepared	DACF	X		Town and country Planning	DA
<b>Sub-total</b>							<b>99,322.90</b>						

**4.3.6: Focus Area: Transport Infrastructure: Road, Rail, Water and Air Transport**

**Goal:** *Create and sustain an accessible, reliable, effective and efficient transport system in the district*

**Objective:** *To provide efficient and effective road network that will support socio-economic needs of the district by the end of 2017*

ADOPTED STRATEGIES	ACTIVITIES	LOCATION	TIME FRAME				INDICATIVE BUDGET	INDICATOR	SOURCE OF FUNDING			IMPLEM. AGENCY	
			2014	2015	2016	2017			IGF	GOG	DONOR	LEAD	COLLAB.

<b>Objective:</b> To provide efficient and effective road network that will support socio-economic needs of the district by the end of 2017													
ADOPTED STRATEGIES	ACTIVITIES	LOCATION	TIME FRAME				INDICATIVE BUDGET	INDICATOR	SOURCE OF FUNDING			IMPLEM. AGENCY	
			2014	2015	2016	2017			IGF	GOG	DONOR	LEAD	COLLAB.
<ul style="list-style-type: none"> <li>■ existing road infrastructure to reduce vehicle operating costs (VOC) and future rehabilitation costs</li> <li>■ Improve accessibility to key centres of population, production and tourism</li> <li>■ Sustain labour-based methods of road construction and maintenance to improve rural roads and maximise employment opportunities</li> </ul>	Re-shaping 30km Feeder Roads annually	District Wide	X	X	X		400,000.00			X		DA	GRICO/ VRA
	Undertake spot improvement of roads annually	District Wide	X	X	X	X	500,000.00					DA	DWD
	Construct 6 culverts district wide						400,000.00					DA	DWD
	Identify and open up 8 new feeder road network district wide	District Wide	X	X	X	X	1000,000.00					DA	DWD
	Provide logistics and routine maintenance of Assembly's Tipper truck.	Tolon	X	X	X	X	50,000.00	Engine for grader procured		X		DA	
	Tarring of 2No. Township roads	Nyankpala		X			10,000.00					DA	DWD
	<b>Sub-total</b>							6,340,000.00					

#### 4.4 Thematic Area: Human Development, Productivity and Employment

##### 4.5.1 Focus Area: Education

*Goal: Provide equitable access to good-quality child-friendly universal basic education, by improving opportunities for all children in the first cycle of education at kindergarten, primary and junior high school levels*

*Objective: Improve equitable access to and participation in quality education at all levels*

<b>Objective 1: Improve quality of teaching and learning</b>													
ADOPTED STRATEGIES	ACTIVITY	LOCATION	TIME FRAME				INDICATIVE BUDGET	INDICATORS	FUNDING SOURCE			IMPLEMENTING DEPARTMENT	
			2014	2015	2016	2017			IGF	GO G	DON OR	LEAD	COLOBORATOR
Institutionalise the In-Service Education and Training (INSET) programme at the basic level	Refresher Training on the New Syllabus for Primary Teachers	District wide	X	X	X	X	11,960.00	Syllabus, Books, Learnings Resources in Active Use		X	X	GES	Donors
	Train all DTST Members and School based Facilitators to provide ICT Skills	Districtwide	X	X	X	X	2,900.00	Teaching and Use of ICT in Schools Increased		X	X	GES	NGOs/Donor
	Refresher training for Mathematics , Science & Language trs	District wide	X	X	X	X	7,280.00	Reports, Improved Teaching And Results in Subjects		X	X	GES	DA/NGOs/Donor

▪ Ensure adequate supply of teaching and learning materials	Acquire and donate Educational Materials to best pupils in Schools.	District wide	X	X	X	X	14,040.00	SIVs,SRVs, Materials In Use, Reports		X	X	GES	DA/NGOs
	Conduct MLA test to measure literacy and numeracy standards in P6 according MNS	District wide	X	X	X	X	1,820.00	Test Results, Improved Literacy, Numeracy		X	X	GES	DA
	Expand and strengthen reading clubs in the upper Primary	District wide	X	X	X	X	25,300.00	Clubs In Place, Improved Reading Skills		X	X	GES	DA/NGOs
▪ Deploy adequately qualified teachers and improve teachers' time-on-task	Conduct P6 Holiday Camp Classes on Maths , Eng, Science for sampled 414 pupils in 3 sampled schools in each circuit	District wide	X	X	X	X	2,340.00	Reports, Improved Teaching and Results in Subjects		X	X	GES	DA/NGOs
	Enable DTST to provide support to teachers.	District wide	X	X	X	X	2,590.00	Teaching Techniques Improved		X	X	GES	DA/NGOs/Donor

	Organise 2 day orientation before posting trs to deprived areas	District wide	X	X	X	X	3,900.00	Reports, Community Readiness for Trs		X	X	<b>GES</b>	DA/ Communities
	Sensitize communities on support to Teachers posted to schools and the role of parents in school management	District wide	X	X	X	X	14,360.00	Durbar organised and communities sensitised		X	X	<b>GES</b>	Communities
<b>Objective 2: Improve management of education service delivery</b>													
Strengthen capacity for education management	Provide support to education activities annually	District Wide	X	X	X	X	60,000.00	Education activities supported		X		<b>DA</b>	GES
	Establish and train 12 various committees and make them functional in the DEO	Stakeholders	X	X	X	X	2,160.00	Communities Established		X	X	<b>GES</b>	DA/NGOs
	Support 3 Officers to process EMIS data.	DEO	X	X	X	X	3,120.00	EMIS data		X	X	<b>GES</b>	DA/NGOs

	Organise 2 day forum for 60 stakeholders on Deprived area teacher support	District wide	X	X	X	X	3,770.00	Forum organised		X	X	GES	DA/NGOs Communities
	Train Headteachers on Financial Act Regulations	District wide	X	X	X	X	4,500.00	Head Teachers trained in Financial Administration Regulations		X	X	GES	DA/NGOs
	Make available abridged versions of FAR	DEO	X	X	X	X	15,590.00	Abrided version of financial administration regulations in circulation	X	X	X	GES	DA/NGOs
	Educate stakeholders on the NTC & NCCA	DEO	X	X	X	X	9,690.00	Stakeholders educated on NTC & NCCA	X	X	X	GES	DA/NGOs/Donor
	Train 138 School SHEP Coordinators on 1st AID	Districtwide	X	X	X	X	3,600.00	SHEP Coordinators trained		X	X	GES	DA
	Train 890 Trs and Pupils on needs & care for the disadvantaged	District wide	X	X	X	X	10,270.00	Teachers trained		X	X	GES	DA/NGOs
	Rehabilitate DEO office	DEO	X	X	X	X	539,550.00	Office rehabilitated		X	X	GES	DA/NGOs

	Relocate GENSET to new DEO site	DEO	X	X	X	X	41,600.00	GENSET relocated to new site		X	X	GES	DA/NGOs
	Construct notice boards for display of management issues	DEO	X	X	X	X	32,500.00	Notice board in place		X	X	GES	DA/NGOs
	Train 10 GES Key personnel on Financial Act Regulations	DEO	X	X	X	X	1,750.00	10 officers trained		X	X	GES	DA/NGOs
	Organize 3-day orientation and posting of newly trained teachers to deprived areas.	District wide	X	X	X		7,280.00	Orientation on postings carried out		X	X	GES	NGOs
	Support 5 Officers to prepare ADEOP and ADPR	DEO	X	X	X	X	25,460.00	5 officers supported to ADEOP document		X	X	GES	DA/NGOs
	Purchase External Hard-Drive For EMIS and Disseminate Data	DEO	X	X	X	X	2,550.00	Hard-drive purchased and EMIS data disseminated		X	X	GES	DA/NGOs

	Strengthen monitoring visits	District wide	X	X	X	X	10,970.00	Monitoring carried out		X	X	<b>GES</b>	DA/ Communities
<i>Objective 3: Increase inclusive and equitable access to, and participation in education at all levels</i>													
▪ Roll out a programme for the attainment of universal access to second cycle education	Construction of 15 modern KG blocks	Districtwide	X	X	X	X	2,145,000.00	Classrooms Constructed		X	X	<b>DA</b>	GES
	Construct /renovate and completion of 3No. 3 unit classroom blocks with ancillary facilities and furniture for Primary schools	District wide	X	X	X	X	1,645,000.00	Classrooms Rehabilitated		X	X	<b>DA</b>	GES
	Construct 18 No. descent classrooms with ancillary facilities and furniture for JHS	District wide	X	X	X	X	2,990,000.00	JHS blocks constructed		X	X	<b>DA</b>	GES

	Construction of school facilities to cater for disadvantaged	District wide	X	X	X	X	22,100.00	RAMPS, disability friendly facilities		X	X	GE S	DA/NGOs
	Construction of staff accommodation	Zantani		X	X	X	60,000.00	Staff accommodation constructed				DA	GES/GHS
	Supply of 200No. school furniture to selected schools annually	District wide	X	X	X	X	360,000.00	Furniture supplied		X			
	Construct 3-No 6-units classroom blocks for SHS	Tolon SHS		X	X	X	676,000.00	Increased intake, classrooms		X	X	GE S	DA
	Construction of 6 unit boys dormitory	Tolon SHS		X	X	X	184,000.00			X		DA	GES
	Support 180 needy students to continue SHS education	Tolon SHS	X	X	X	X	3,250.00	Increased girls in SHS		X	X	GE S	DA/NGOs
	Sensitise 110 communities on the new free SHS Policy	Tolon SHS	X	X	X	X	1,300.00	Sensitized communities		X	X	GE S	DA
	Secure rooms of	Districtwide	X	X	X	X	19,100.00	Reinforced ICT rooms in schools		X	X	GE S	DA

	Schools with ICT facilities.												
	Provide incentive package support for 30 dedicated teachers in deprived areas of the District	District wide	X	X	X	X	11,900.00	Support provided		X	X	GE S	DA
	Provide teachers accommodation in deprived areas	District wide	X	X	X	X	293,420.00	Quarters provided in deprived communities		X	X	GE S	DA
	Assist Communities to construction of teachers residence with local resources.	District wide	X	X	X	X	8,900.00	Localised teachers quarters		X	X	GE S	Communities
▪ Bridge the gender gap and access to education at all levels	Offer support to 490 female children to enroll and remain in school	Districtwide	X	X	X	X	231,400.00	FGER, FGAR increased		X	X	GE S	DA/NGOs
	Conduct 110 community outreach sensitization on girls' education	District wide	X	X	X	X	12,350.00	Reports, increased FGER,FGAR	X	X	X	GE S	DA/NGOs

	Establish easily accessible girls friendly Guidance and Counseling centres in schools	District wide	X	X	X	X	22,100.00	Centres In Operation, Increased Girls Sch Attendance		X	X	GE S	DA/NGOs
	Identify and Train female friendly guidance and counseling Officers for the centres	District wide	X	X	X	X	2,200.00	G & C Officers In Sch, Activity Reports		X	X	GE S	DA/NGOs
	Equip and support the G & C centres to function effectively	District wide	X	X	X	X	4,160.00	G & C centre equipped		X	X	GE S	DA/NGOs
Remove the physical, financial and social barriers and constraints to access to education at all level	Distribution of school uniforms to 3856 children in KGs and primary schools	District wide	X	X	X	X	30,076,800.00	Waybills, SRVs, SIVs, reports	X	X	X	GE S	DA
	Conduct 120 community sensitization to raise awareness of inclusive education at the basic	District wide	X	X	X	X	14,300.00	Reports, Increased disabled in school	X	X	X	GE S	DA/NGOs

	level												
	Support 100 orphaned children to fully attend school	District wide	X	X	X	X	13,500.00	Reports, Pupils Records	X	X	X	GE S	DA/NGOs
<b>Objective5:</b> <i>Ensure continued provision of life skills training and management for managing personal hygiene, fire safety, environment, sanitation and climate change</i>													
Provide all public basic schools with modern toilet facilities and improved access to potable water	Construct toilets and urinals at SHS	Tolon SHS	X	X	X	X	13,670.00	Reports, Sanitary Facilities		X	X	GE S	DA
	Provide 225 hand-wash facilities to all schools	District wide	X	X	X	X	22,420.00	Facilities available and in use		X	X	GE S	DA/NGOs
	Organize School Drama and Quiz competition on health, sanitation and safety.	District wide	X	X	X	X	3,30.00	Activity reports, increased hygiene practices		X	X	GE S	DA/NGOs

	Rehabilitate 78 sanitation facilities needing repairs	District wide	X	X	X	X	84,500.00	Reports, contract bids, renovated facilities		X	X	GE S	DA
	Provide 60 toilets and urinals to Schools without modern or adequate facilities	District wide	X	X	X	X	455,000.00	Sanitary facilities in palce, increased schools sanitation		X	X	GE S	DA
	Provide potable water to 33 BE schools	District Wide					344,500.00	Water Facilities, Increased n Schools				GE S	
	Train 690 PTA/SMC member on health and sanitation practices	District wide	X	X	X	X	14,350.00	Reports, increased better sanitation in schools		X	X	GE S	DA
<b>Sub-total</b>							<b>45,44,350.00</b>						

#### 4.5.2: Sector: Health

*Goal: To increase access to quality basic health care*

*Objective 1: Bridge the equity gaps in geographical access to health services*

ADOPTED STRATEGIES	ACTIVITY	LOCATION	TIME FRAME	INDICATIVE BUDGET	INDICATORS	SOURCE OF FUNDING	IMPLEMENTING DEPARTMENT
--------------------	----------	----------	------------	-------------------	------------	-------------------	-------------------------

			2014	2015	2016	2017			IGF	GOG	DONOR	LEAD	COLIAB.	
Strengthen the district and sub-district health systems as the bed-rock of the national primary health care strategy Accelerate the implementation of the revised CHPS strategy especially in under-served areas	Construction of 1 No. Medical Ward	Nyankpala	X				70,000.00	Improved health service delivery		X		DA	DPCU	
	Up-grading of 2 health centres to polyclinics with one Eye clinic	Tolon and Nyankpala		X	X	X	300,000.00	Health centres up-graded to polyclinics	X	X	X	DA	GHS	
	Furnishing of Laboratory	Tolon	X				15,000.00	Finished laboratory			X	DA	GHS	
	Renovation of health facilities and DMHT block	Lingbinga, Yoggu, Wantugu, Gbrumani, and Tolon		X	X	X	115,000.00	health facilities and DMHT block Renovated		X	X	DA	GHS	
	Sponsor student from the district who will study in health related area	DA	X	X	X	X	10,800.00	Students sponsored		X		DA	GHS	
	Sponsorship of Health Staff for further Studies	DHD	X	X	X		10,000.00	Leadership meeting carried out					GHS	
	Refresher Training of Peer Educators on Adolescent Reproductive Health	DHD	X	X	X	X	120,000.00	Refresher training organised			X		GHS	WV
	Refresher Training of Growth Promoters and Facilitative	Sub-district levels	X	X	X	X	15,000.00	Refresher training organised	X				GHS	

	Monitoring												
	Organize two (2) durbars in each sub-district on importance of Facility delivery, Immunization and Family Planning	Sub-dist/ Communities	X	X	X	X	26,000.00	Durbars organised			X	GHS	WV
	Training of TBAs on on dangers signs of pregnancy and delivery, and timely referrals (Twice a year)	DHD	X	X	X	X	18,000.00	TBAs training carried out	X		X		WV
	Refresher training of health staff on Cold Chain and Logistics Management	DHD	X	X	X	X	7000.00	Refresher training carried out			X	GHS	WV
	Organize Food Preparation Demonstration in all Facilities for Mothers at CWC	Facilities	X	X	X	X	28000.00	Food preparation demonstration carried out			X	GHS	WV
	Orientation of all newly posted staff on the Importance of Integrated H/Service & district programmes	DHD	X	X	X	X	17,000.00	Orientation carried out	X			GHS	

	MTMSGs Refresher training	Communities	X	X	X	X	9,000.00	MTMSGs Refresher training carried out			X	GHS	WV
	Refresher training for Staff on RCH report writing and analysis	DHD	X	X	X	X	9,000.00	Refresher training on report writing carried out	X			GHS	
	Quarterly meeting with various community structures	Facilities/ Communities	X	X	X	X	30,000.00	Quarterly report prepared	X				
	C-IMCI Refresher Training	Sub-dist. Levels	X	X	X	X	8,000.00	C-IMCI Refresher Training undertaken			X	GHS	WV
	Construct 8 No. of CHIPS compounds	6 communities	X	X	X	X	560,000.00	CHIPS compounds up-graded			X	DA	GHS
	Provide additional structures to up-grade 3 CHIPS compounds to Health Centres	Three communities	X	X	X	X	300,000.00	Additional structures provided				DA	GHS
	Up-grade 2 health centres to polyclinics	Tolon and Nyankpala	X	X	X	X	10,000.00	Health facilities up-graded				DA	GHS
<b>Objective 2: Enhance district capacity for the attainment of the health related MDGs and sustain the gains</b>													
Scale up community and facility based interventions for the management of	Monitoring of CBAs Volunteers activities on the Management of Malaria/ARI/Diarrhoea among U5	Sub-districts	X	X	X	X	36000.00	CBAs Volunteers activities monitored			X	GHS	WV

childhood and neonatal illnesses	Child Health Promotion Week Celebration	Communities /Facilities	X	X	X		6500.00	Child Health Promotion Week Celebrated			X	GHS	WV
	Mass Deworming Exercise in Schools & Communities	Schools	X	X	X		90,000.00	Mass Deworming Exercise undertaken in Schools & Communities			X	GHS	WV
	Carry out survey on facility delivery	Communities	X	X	X		100,000.00	Survey on facility delivery carried out				GHS	
	Monthly Outreach Services	Communities	X	X	X	X	80,000.00	Outreach Services carried out				GHS	
	Radio Discussion on Reproductive Health (Quarterly)	DHD	X	X	X	X	15,000.00	Radio discussion done			X	GHS	
Scale up the implementation of national malaria, TB, HIV/AIDs control strategic plans	Malaria Day celebration	Communities /Facilities	X	X	X	X	65,000.00	Malaria Day celebration carried out			X	GHS	
	Monthly Entry of Data/Reports into DHIMS2	DHD	X	X	X		1200.00	Monthly data entry done				GHS	
	Defaulter Tracing of CMAM cases	Communities /Facilities	X	X	X		28,000.00	Defaulter Tracing of CMAM cases carried out			X	GHS	WV

	Monitoring of TB patients on treatment in the district	Communities /Facilities	X	X	X		2000.00	TB patients monitored			X	GHS	NTP
	Carry out Radio Discussion on Food Diversification	Simli	X	X	X	X	3000.00	Radio Discussion on Food Diversification on Carry out			X	GHS	WV
	Preparedness for outbreak (CSM/GW/Anthrax/Measles)	DHD	X	X	X	X	7,000.00	Preparedness done				GHS	
	Monitoring of IYCF Communities	Communities	X	X	X	X	8000.00	IYCF Communities monitored			X	GHS	WV
	Multi Indicator Sentinel Survey	Communities /Facilities	X	X	X	X	2000.00	Survey carried out				GHS	

**Objective 3: Improve efficiency in governance and management of the health system**

<ul style="list-style-type: none"> <li>▪ Deepen stakeholder engagement and partnership (public, private and community) for health care delivery</li> <li>▪ Strengthen capacity for Monitoring and Evaluation</li> </ul>	Quarterly Leadership meeting (4 times in the year)	DHD	X	X	X	X	3500.00	Leadership meeting carried out				GHS	
	DHMT meeting	DHD	X	X	X	X	1200.00	Meeting carried out	X			GHS	
	Conferences	-	X	X	X	X	25,000.00	Conferences carried out	X			GHS	
	Monthly Data Validation meeting by Sub-District Data Validation Teams	DHD	X	X	X	X	6000.00	Monthly data validation carried out	X			GHS	
	Quarterly Validation Workshops	DHD	X	X	X	X	2000.00	Quarterly Validation Workshops				GHS	

in the health sector	(Accounts)							(Accounts) Carry out					
	Quarterly and mid-year Submission of Reports to next level	DHD	X	X	X		4,000.00	Reports submitted				GHS	
	Quarterly Facilitative monitoring and supervision at all levels	Sub-dist/Facilities	X	X	X		9,000.00	monitoring and supervision carried out				GHS	
	District Half year performance review Meeting	DHD	X	X	X		14,000.00	performance review Meeting carried out				GHS	
	Mop-up of all activities in the District	Communities	X	X	X		100,000.00	IYCF Communities monitored				GHS	
	Data Validation on New Born Care Activities Reports	Sub-dist/Facilities		X	X		8,000.00	Survey carried out			X	GHS	WV
	District Annual Performance Review Meeting	DHD	X	X	X		15,000.00	Reports submitted				GHS	
	Monthly monitoring of maternal and newborn care	Facilities/Communities	X	X	X		9,000.00	monitoring and supervision carried out			X	GHS	
	Monthly auditing of infant and maternal deaths	Facilities/Communities	X	X	X		8,000.00	auditing of infant and maternal deaths monthly monitored		X	X	GHS	

	Monthly Planned Preventive Maintenance of all Transport/Building/Equipment	Facilities/DHD	X	X	X	X	100,000.00	Maintenance undertaken	X			GHS	DA
<b>Sub-total</b>							<b>2,525,400.00</b>						

#### 4.5.3 Area of Focus: HIV & AIDS and STIs

*Goal:*

*Objective: Improve HIV and AIDS/STIs case management*

ADOPTED STRATEGIES	ACTIVITY	LOCATION	TIME FRAME				INDICATIVE BUDGET	INDICATORS	SOURCES OF FUNDING			IMPLEMENTING DEPARTMENTS	
			2014	2015	2016	2017			IGF	GOG	DONOR	LEAD	COLLABORATORS
Scale up and sustain quality HIV & AIDS treatment, care and support activities, including increasing ART and PMTCT Sites	Provide livelihood support to PLHIV	District wide	X	X	X	X	15,000.00	HIV/AID livelihood support provided		X	X	GHS	DA/NGOs
Develop and implement a programme to deepen public awareness	Promotion of HIV Know Your Status programme	District wide					9,000.00	Know Your Status programmes undertaken		X	X	GHS	DA/NGOS

and management of STIs														
<b>Sub-total</b>								<b>24,000.00</b>						

#### 4.5.4: Focus Area: The Youth

##### Goal:

*Objective : Ensure provision of adequate training and skills development in line with global trends*

ADOPTED STRATEGIES	ACTIVITY	LOCATION	TIME FRAME				INDICATIVE BUDGET	INDICATORS	SOURCES OF FUNDING			IMPLEMENTING DEPARTMENTS	
			2014	2015	2015	2017			IGF	GOG	DONOR	LEAD	COLLABORATORS
Provide employable skills training for out-of-school youth and graduates	Construct an accommodation facility at the Vocational Centre	Tolon	X	X	X	X	200,000.00			X	X	DA	REP/NGOs
	Support to traditional youth activities		X	X	X	X	48,000.00	Youth activities supported		X	X	DA	
<b>Sub-total</b>							<b>248,000.00</b>						

#### 4.5.5: Focus Areas: Child Development, Disability and Social Protection

*Goal: Enhance the livelihood and protection among the venerable in the District*

<b>Objective 1: Promote effective child development in all communities, especially deprived areas</b>													
ADOPTED STRATEGIES	ACTIVITY	LOCATION	TIME FRAME				INDICATIVE BUDGET	INDICATORS	SOURCES OF FUNDING			IMPLEMENTING DEPARTMENTS	
			2014	2015	2015	2017			IGF	GOG	DONOR	LEAD	COLLABORATORS
<ul style="list-style-type: none"> <li>Promote advocacy and create public awareness on the rights of children</li> </ul>	Re-sensitization and capacity building of CPTs and communities on child protection issues	District wide	X	X	X	X	4,000.00	Awareness would be created, reaffirming CPTs strength to combat child abuse				DOCD and DSW	UNICEF, DA
<b>Objective 2: Advance the implementation of the compulsory component of FCUBE</b>													
<ul style="list-style-type: none"> <li>Expand the School Feeding Programme</li> </ul>	Increase the number of schools on the school feeding programme	District wide	X	X	X	X	200,000.00	No. Of school added to the Ghana School Feeding Programme			X	X	DA Ghana School Feeding Programme, WFP
<b>Objective 3: Provide timely, reliable, and disaggregated data on PWDs</b>													
<ul style="list-style-type: none"> <li>Develop a reliable system for the collection, compilation, analysis and dissemination of relevant data on PWDs for</li> </ul>	Collection of reliable data on PWDs	District wide	X	X	X	X	15,000.00	Data collected			X	X	DOCD and DSW DPCU

planning and policy-making														
<b>Objective 4: Ensure effective appreciation of and inclusion of disability issues</b>														
Improve funding for disability programmes	Support to disability and child activities	District wide	X	X	X	X	20,000.00	PWD supported			X	X	DA	NGOs
<b>Sub-total</b>							<b>239,000.00</b>							

#### 4.5 Thematic Area: Transparent and Accountable Governance

##### 4.5.1: Focus Areas: Local Governance and Decentralization

**Goal:** To strengthen structures and performance of the local governance

<b>Objective 1: Ensure effective and efficient resource mobilisation, internal revenue generation and resource management</b>														
ADOPTED TRATEGIES	ACTIVITIES	LOCATION	TIME FRAME				INDICATIVE BUDGET	INDICATORS	SOURCE OF FUNDING			IMPLEMENTING DEPARTMENT		
			2014	2015	2016	2017			IGF	GOG	DONOR	LEAD	COLLABORATOR	
Improve the capacity of finance and administrative staff of DA	Training of revenue collection staff	Tolon	X	X	X	X	20,000.00		X	X	X	DA	LSDGP	
	Conduct sensitisation campaign on payment of	District wide	X	X	X	X	15,000.00	Sensitisation conducted	X	X		DPCU	Traditional Authorities	

	tax												
▪ Ensure effective monitoring of revenue collection and utilisation of investment grants	Compile and regularly update a data on rateable items in the District	District wide	X	X	X	X	32,000.00	Register on rateable items compiled and updated	X	X			DPCU
▪ Develop reliable business and property database system including the street naming and property addressing	Institution of an effective financial monitoring system	District wide	X	X	X	X	20,000.00	Effective monitoring institutionalised	X	X			DPCU RCC
<b>Objective 2: Enhance efficiency and effectiveness of the District M&amp;E system at all levels</b>													
▪ Develop sustainable funding arrangements in support of the development of a functional district M&E system	Procure 1.No Pick-up for M&E	Tolon	X				100,000.00	Pick-up procured	X	X			DA
	Support to Annual Action Plan Review Workshop	Tolon	X	X	X	X	16,000.00	Review workshop organized	X	X			DPCU

Build technical capacity for M&E and statistics at all levels	Organise training workshops for effective M&E	Tolon	X	X	X	X	25,000.00	Organise d M&E workshop	X	X		DPCU	RCC/ILGS
	Support to M & E activities	District wide	X	X	X	X	100,000.0	Support to M & E activities		X		DPCU	
<b>Objective 3: Ensure effective implementation of the decentralisation policy and programmes</b>													
	Support to MTDP (2018-2021) preparation	Tolon				X	60,000.00	MTDP prepared		X		DPCU	DA
	Procure 2 No. Office desks and swivel chairs for DPCU	Tolon	X	X			10,000.00	2 No. office desks and swivel chairs procured		X		DPCU	
	Procure 5 No. Printers, 1 No. photocopier, 10 No. tonners, and stationary annually	Tolon	X	X	X	X	35,000.00	Procure 5 No. Printers, 1 No. photocopier, 10 No. tonners, and stationary		X			

								procured					
	Support to In – Service Training for staff	Tolon	X	X	X	X	167,960.00	Staff capacity improved		X		DPCU	RCC/ILGS
	Renovation of 3 area council offices	Yoggu, Tali, Kasulyili	X				50,000.00	Renovation carried out		X		DPCU	
	Support to Assembly Members Activities/ Capacity Development	District wide	X	X	X	X	64,000.00	Assembly members Capacity Developed	X	X			
	Servicing and maintenance of office equipment	Tolon	X	X	X	X	40,000.00		X	X		DA	DPCU
	Capacity building for area/town council members			X			15,000.00	Capacity of Area/Town Council members enhanced					

	Development of community level structures through registration and development of CBOs/FBOs, capacity building and support for unit committees etc	District wide	X	X	X	X	3,000.00	Strengthen their capacity , develop and harmonize community structures in the district		X	X	DOC D and DSW	DA
<b>Objective 4: Promote the role of the chieftaincy institution in development</b>													
Develop modalities to harness the inherent potential of the chieftaincy institution in national development	Support to Traditional Authority Activities	District wide	X	X	X	X	10,000.00	Traditional Authorities Supported		X		DA	DPCU
	Construction of 6 No. pavilions at 6 Chiefs' palaces	6 Chief palaces		X	X	X	180,000.00	Pavilions built at Chiefs' palace		X		DA	DPCU
<b>Objective 5: Improve internal security for protection of life and property</b>													
Enhance institutional	Support to DISSEC	Tolon	X	X	X	X	10,000.00	DISSEC Activities	X	X		DPCU	

capacity of the security agencies	activities								supported					
Enhance the preparedness of disaster management agencies to effectively respond to emergencies	Support to Disaster programmes annually	District wide	X	X	X	X	80,000.00	Disaster victims supported		X			DA	NADMO
<b>Objective 5: Promote gender equity in political, social and economic development systems and outcomes</b>														
Target and bridge capacity gaps for the active and equal participation of women and men at all levels of civil society, economy, peace building and governance	Introduce more women groups in income generating activities	Ten(10) communities in the district	X	X	X	X	4,000.00	Women introduced to income generation activities				X	DOC D	WFP,GHS
<b>Objective 6: Promote the effective integration of gender considerations at all stages, and in all dimensions of data production and creation of statistical knowledge</b>														
Standardise the compilation of gender statistics from routine administrative processes	Compile standardised gender segregated data for			X	X	X	6,000.00	Gender segregated data standardised and	X	X			DPCU	GSS/ CDSW

	planning							compiled					
Develop and implement capacity building initiatives to engender transformation of statistical inquiries and communication of results	Organise sensitization forum for Traditional Rulers, Opinion Leaders and Community members on the need to elect women into leadership positions	District wide		X	X		10,000.00	Sensitisation forum organised	X	X		DA	DID/NGOs
	Train 20 women leadership	District wide		X	X	X	36,000.00	20 women trained		X	X	DA	REP/NGOs/NDSSI
<b>Sub-total</b>							<b>834,990.00</b>						

#### 4.6 INDICATIVE FINANCIAL PLAN

Over the planned period, it is envisaged that about **Twenty Million, Thirty-Three Thousand, Eight-Hundred And Twenty-One Ghana Cedis, Fifteen Pegas (GHC20, 033,821.15)** would be required to make the implementation of the above programmes and projects. As such, it is necessary to identify the sources of funds and strategies in order to mobilise the funds. The table below indicates the finance plan for the plan period 2014-2017.

<b>Indicative Financial Plan</b>										
FUNDING SOURCE	STRATEGY FOR MOBILISATION	EXPECTED RESOURCES				SECTOR FUNDING				
		2014	2015	2016	2017		2014	2015	2016	2017
IGF	IGF will be mobilized for development through improved collection mechanisms and exploring of new and innovative sources.	151,462.00	159,035.1	166,986.90	175,336.24	<u>Central Admin.</u>	587,093.00	616,447.65	647,270.33	679,633.83
DACF	Improvement of the indicators in the formula of DACF allocation and precise justification of the use of resources.	2,644,066	2,776,269.3	2,915,082.80	3,060,836.91	<u>Education, Youth and Sports</u>	308,734.00	324,170.70	340,379.24	357,398.20
DDF	Ensure proper functioning of the Assembly system to qualify for DDF to augment development funds.	484,722	508,958.1	534,406.01	561,126.40	<u>Health</u>	468,010.00	491,410.50	515,981.03	541,780.08
DONOR AND OTHERS	Fostering of good collaboration and effective	661,379	694,447.95	729,170.35	765,628.90	<u>Agriculture</u>	262,128.00	275,234.40	288,996.12	303,445.93

	and efficient donor funds utilization to build confidence to attract more funds.									
<b>Personal Emolument</b>		<b>581,747.53</b>	<b>639,922.30</b>	<b>703,914.53</b>	<b>774,305.98</b>					
						<u>Physical Planning</u>	7,888.00	8,282.40	8,696.52	9,131.35
						<u>Social Welfare and Community Dev't</u>	91,832.00	96,423.60	101,244.78	106,070.02
						<u>Works</u>	67,485.00	70,859.25	74,402.21	78,122.32
						<u>Trade, Industry and Tourism</u>	16,104.00	16,909.20	17,754.66	18,642.39
						<u>Disaster Pretension</u>	110,632	116,163.60	121,971.78	128,070.37
						<u>Birth &amp; Deaths</u>	5,555.00	5,832.75	6,124.39	6,430.61
<b>Total</b>		<b>4,523,376.530</b>	<b>4,619,617.65</b>	<b>3,786,983.97</b>	<b>4,561,605.53</b>		<b>1,925,461.00</b>	<b>2,021,734.05</b>	<b>2,122,821.06</b>	<b>2,222,725.10</b>
<b>EXPECTED INCOME</b>		<b>(PROGRAMMES) GHC 14, 791,693.42</b>			<b>(DECENTRALISED DEP'TS) GHC8,292,741.21</b>					
<b>TOTAL EXPECTED INCOME</b>		<b>(PROGRAMMES + DECENTRALISED DEP'TS) GHC25,784,324.97</b>								
<b>EXPENDITURE: RECURRENT</b>										
<b>FUNDING SOURCE</b>		<b>2014</b>	<b>2015</b>	<b>2016</b>	<b>2017</b>					
<b>Personal Emolument</b>		<b>581,747.53</b>	<b>639,922.30</b>	<b>703,914.53</b>	<b>774,305.98</b>					

<b>T&amp;T</b>		<b>55,000.00</b>	<b>57,750.00</b>	<b>60,637.50</b>	<b>63,669.40</b>	
<b>General Expenditure</b>		<b>28,540.00</b>	<b>29,967.00</b>	<b>31,465.35</b>	<b>33,038.62</b>	
<b>Maint/Repairs/Renewals</b>		<b>2,400.00</b>	<b>2,520.00</b>	<b>2,646.00</b>	<b>2,778.30</b>	
<b>Other Misc. Exp.</b>		<b>30,642.82</b>	<b>32,174.96</b>	<b>33,783.71</b>	<b>35,472.89</b>	
<b>TOTAL</b>		<b>698,330.35</b>	<b>762,334.26</b>	<b>832,449.10</b>	<b>909,265.19</b>	
<b>TOTAL RECURRENT EXPENDITURE</b>						<b>GHC3,202,378.90</b>
<b>EXPENDITURE FOR PROGRAMMES</b>						<b>GHC20, 033,821.15</b>
<b>TOTAL EXPENDITURE (RECURRENT + PROGRAMMES)</b>						<b>GHC23,236,200.05</b>

## Chapter 5

### 5.0 District Annual Action Plan

To achieve the District's broad goal which is to "*expand and strengthen socio-economic development which will contribute to job creation; reduce poverty; sustain the environment; and enhanced participation at all level*", and to achieve the outlined objectives and activities/strategies; the Tolon District will be pursued on yearly bases projects/prorammes as outlined in the action plans below. These action plans would however be reviewed twice each year to be in line with changing trends and to meet the exigencies of the day.

## 5.1 Annual Action Plan 2014

### 5.1.1 Thematic Area: Competitiveness of the Ghana's Private Sector

**Focus Area:**

**Goal:**

**Objective:**

ACTIVITIES	LOCATION	OUTPUT INDICATORS	TIMES FRAME				ANNUAL BUDGET GH¢		IMPLEMENTING AGENCIES	
			1 <sup>st</sup>	2 <sup>nd</sup>	3 <sup>rd</sup>	4 <sup>th</sup>	LOCAL	EXTERNAL	LEAD	COLLAB.
Develop Plan/Brochure for Tourist activities	District wide	Tourist activities improved and brochures developed	✓	✓	✓	✓		6,000.00	DA	DPCU
Business Counselling	20 times District wide	Business counselling carried out	✓	✓	✓	✓	4,600.00	10,400.00	BAC/GoG	REP/DA
Basic CBT in Sheanut Processing	4 communities	Basic CBT in sheabutter processing carried out	✓	✓	✓	✓	2,064.00	8,256.00	BAC/GoG	REP/DA
Basic CBT in Pomade, Hair food, and conditioner	2 times in Tolon	Basic CBT in Pomade, Hair food, and conditioner carried out	✓	✓	✓	✓	9,408.00	2,352.00	BAC/GoG	REP/DA
Business Orientation Seminar	4 communities	Business Orientation Seminar carried out	✓	✓	✓	✓	1,576.00	6,304.00	BAC/GoG	REP/DA
Conduct a Stakeholders Fora	Tolon	Stakeholders Fora undertken	✓	✓	✓	✓	4,704.00	18,816.00	BAC/GoG	REP/DA
Conduct a study tour to learn more from existing groups in soap making	Tamale/Salaga	Study tour carried out	✓	✓	✓	✓	500.00	2,000.00	BAC/GoG	REP/DA

Develop broche/Business plan for tourist sites	DA	Broche/Business plan for tourist sites developed						6,000.00	DA	DWD
Sensitise Traditional Authorities on the need for developing identified tourist sites	District Wide	Traditional Authorities Sensitised						1,500.00	DA	DWD
Total							22,852.00	61,628.00		
<b>Sub-total</b>								<b>84,480.00</b>		

### 5.1.2: Thematic Area: Accelerated Agricultural Modernization and Sustainable Natural Resource Management

*Focus Area: Accelerated Modernization of Agriculture*

**Goal:**

**Objective:**

ACTIVITIES	LOCATION	OUTPUT INDICATORS	TIMES FRAME				ANNUAL BUDGET GH¢		IMPLEMENTING AGENCIES	
			1 <sup>st</sup>	2 <sup>nd</sup>	3 <sup>rd</sup>	4 <sup>th</sup>	LOCAL	EXTERNAL	LEAD	COLLAB.
Organize 10 field days to highlight technologies demonstrated on the field for 7,680 farmers	All operational areas	Field days organised	↓	↓	↓	↓		3,750.00	MOFA	DA
Conduct training for farmers on guinea fowl production	All operational areas	Farmers trained on guinea fowl production	↓	↓	↓	↓		1,750.00	MOFA	DA
Organize one district	All operational areas	Farmers' day organized				↓		14,658.75	DA	DA

farmers day by December										
Organize quarterly review meetings and compile reports on activities	All operational areas	Stakeholders meeting organized.	✓	✓	✓	✓		6,510.00	MOFA	DA
Conduct sixteen (16) demonstrations to educate farmers on new methods and/or improved varieties by 16 AEAs annually	All operational areas	Demonstrations conducted	✓	✓	✓	✓		7,160.00	DADU	DA
Training of AEAs and farmers on GAP and post-harvest losses	All operational areas	AEAs and farmers trained	✓	✓	✓	✓		4,330.00	DADU	DA
Rehabilitate dams and fit with filtration galleries	District wide	Two dams fitted with filtration galleries are in use	✓	✓	✓	✓		150,000	DA	DWST
Facilitate the enactment of by-laws on sand winning	District wide	Guidelines on sand winning established and enforced	✓	✓	✓	✓		40,000	DA	DA
Establish community resource managed	District wide	Fetish grooves protected	✓	✓	✓	✓		20,000	MOFA	EPA/ DA

areas (CRMAs)										
Sensitise Community members and traditional authorities on the need to ensure environmental management in their communities	District wide	Community members and traditional authorities sensitised	┘	┘	┘	┘		40,000	DADU	DA/EPA
Train NADMO staffs on Strategic environmental assessment techniques	Tolon	Improved risks associated with agric production	X	X	X	X		2,000.00	DPCU	DADU, NADMO, SADA, NGO's, EPA/GEM P
Support institutions/schools in tree planting activities	District Wide	Trees planted	┘	┘	┘	┘		7,500.00	DA	NADMO
Acquire seedlings and undertake tree planting in communities	District wide	Trees planted	┘	┘	┘	┘		7,500.00	DA	NADMO
Conduct 3,076 home/meetings and farm visits by 16 AEAs in 16 operational areas	All operational areas	Number of farmers adopting GAPs increased	┘	┘	┘	┘		19,200.00	DADU	DA

annually										
Conduct 120 monitory and supervision visits 5 District Agric. Officers (DAOs) annually	All operational areas	AEAs efficiently & effectively conduct planned activities.	✓	✓	✓	✓		16,800.00	DADU	DA
Organize quarterly review meetings and compile reports on activities	Tolon	Stakeholders meeting organized.	✓	✓	✓	✓		6,510.00	DADU	DA
Organise and train 20 farmer groups on the understanding of the value chain concept by December annually.	All operational areas	160 farmers trained adopted supplementary feeding	✓	✓	✓	✓		8,650.00	DADU	DA
Organize 10 field days to highlight technologies demonstrated on the field for 7,680 farmers	All operational areas	New practices (GAPs) evaluated by farmers on the field/or decision to adopt taken.	✓	✓	✓	✓		3,720.00	DADU	DA
Management and coordination (vehicle maintenance, stationery, repairs of office equipment and consumables)	Tolon	Effective management and coordination	✓	✓	✓	✓		5,000.00	DADU	DA
Training of AEAs and farmers on GAP and post-harvest losses	All operational areas	AEAs and farmers trained	✓	✓	✓	✓		4,330.00	DADU	DA
<b>Sub-total</b>								<b>369,368.75</b>		

### 5.1.3: Thematic Area: Infrastructure and Human Settlement Development

*Focus Area: Water, Environmental Sanitation and Hygiene*

**Goal:**

**Objective:** To accelerate the provision of adequate sanitation in the district

ACTIVITIES	LOCATION	OUTPUT INDICATORS	TIME FRAME				ANNUAL BUDGET		IMPLEMENTING AGENCIES	
			1 <sup>st</sup>	2 <sup>nd</sup>	3 <sup>rd</sup>	4 <sup>th</sup>	GH¢		LEAD	COLLAB.
							LOCAL	EXTERNAL		
Train 85 hygiene volunteers	District wide	Hygiene and sanitation volunteer trained	✓	✓	✓	✓		2,000.00	DA	EHSU
Meeting Natural Leaders on progress of CLTS implementation and way forward	CLTS Communities	Meeting of natural leaders carried out	✓	✓	✓	✓		1,000.00		
Implement CLTS in 20 communities	District wide	20 communities practice ODF	✓	✓	✓	✓		5,000.00	EHSU	DA
Continue monitoring activities in 40 CLTS Communities	District wide	Communities behaviour on sanitation practices improved	✓	✓	✓	✓		5,000.00	EHSU	DA
Organize District Sanitation Week	Tolon	Sanitation week organized	✓	✓	✓	✓		5,000.00	EHSU	GHS
Evacuate all public refuse dumps in 5 sub-districts to final disposal site	District wide	5 Refuse dumps evaluated on regular basis	✓	✓	✓	✓		750.00	DA	EHSU

Train casual labours on hygiene handling of sanitary tools and excreta	Tolon	Capacity of casual labour enhanced.	✓	✓	✓	✓		1,500.00	EHSU	DA
Dislodge/service all public toilets twice in the year	District wide	Dislodgement carried out twice a year.	✓		✓			10,000.00	EHSU	DA
Refresher training for A/C EHA on CLTS	District wide	Capacity of A/C EHA staff enhanced	✓	✓	✓	✓		4,250.00	EHSU	DA
Facilitate the review of sanitation by-laws	Tolon	Sanitation by-laws enacted and enforced	✓	✓	✓	✓		7,000.00	EHSU	DA
Construction of 10 seater 1 No. KVIP	Kasulyili		✓	✓	✓	✓		55,000.00	DA	DWD
Construction of 10 seater 1 No. KVIP	Gbanjong		✓	✓	✓	✓		55,000.00	DA	DWD
Construction of 10 seater 1 No. KVIP	Dimabi		✓	✓	✓	✓		55,000.00	DA	DWD
Extension of pipe born water	Nyankpal-Tuunayili, Nafarung, Dimabi and Tolon	pipe born water extended	✓	✓	✓	✓		320,000.00	DWST	DA
Extension of pipe born water	Nlalaayili, Vowagri and Yobzeri	pipe born water extended						24,920.00		
Construction of 15 No. Institutional Latrines	District Wide	15 No. Institutional Latrines constructed	✓	✓	✓	✓		383,500.00	DA	DWST

Rehabilitation of 30.No Orphan Bore Holes	District Wide	30 No. Orphan boreholes rehabilitated by December 2014	✓	✓	✓	✓		290,750.00	DA	DWST
Extension of services (water and light) to WC toilets and Tolon Headmasters Bungalow	Tolon	Service provided	✓	✓	✓	✓		8,200.00	DA	DPCU
Construct and mechanise high yielding boreholes for small town water systems	District wide	Two small towns have water systems	✓	✓	✓	✓		80,000.00	DA	DWST
Rehabilitate broken down boreholes	District wide	30 broken down boreholes are functioning	✓	✓	✓	✓		80,000.00	DA	DWST
Ensure regular monitoring of water facilities	District Wide	M&E carried out	✓	✓	✓	✓		2,000.00	DA	DWST
Extension of pipe borne water	Dimabi	Water extended	✓	✓	✓	✓		90,000.00	DA	DWD/G WC
<b>Sub-total</b>								<b>1,460,950.00</b>		

**Focus Area: Energy Supply to Support Industries and Households**

**Goal:**

**Objective:**

ACTIVITIES	LOCATION	OUTPUT INDICATORS	TIMES FRAME				ANNUAL BUDGET GH¢		IMPLEMENTING AGENCIES	
			1 <sup>st</sup>	2 <sup>nd</sup>	3 <sup>rd</sup>	4 <sup>th</sup>	LOCAL	EXTERNAL	LEAD	COLLAB.
Extension of light to Vocational Centre	Tolon	Light extended	√	√	√	√		5,956.00	DA	DWD
Extension of electricity and water facility to residency and public lavatories	Tolon and Nyankpala	Light and water facilities extended						9,266.50	DA	DWD
Extension of electricity to some communities	District Wide	Electricity extension completed	√	√	√	√		152,500.00	DA	DWD
Extension of electricity	Sabegu	Electricity extension completed	√	√	√	√		80,000.00	DA	DWD
<b>Sub-total</b>								<b>247,722.50</b>		

**Focus Area: Social, Community and Recreational infrastructure**

**Goal:**

**Objective:**

ACTIVITIES	LOCATION	OUTPUT INDICATORS	TIMES FRAME				ANNUAL BUDGET GH¢		IMPLEMENTING AGENCIES	
			1 <sup>st</sup>	2 <sup>nd</sup>	3 <sup>rd</sup>	4 <sup>th</sup>	LOCAL	EXTERNAL	LEAD	COLLAB.
Construction of community centre and guest house	Tolon	Community centre and guest house completed and in use	√	√	√	√		200,000.00	DA	DWD

<b>Sub-total</b>								<b>200,000.00</b>		
<b>Focus Area: Spatial/Land Use Planning and Management</b>										
<b>Goal:</b>										
<b>Objective</b>										
Support to Street Naming and House Numbering activities	Tolon, Nyankpala, and Kasuliyili	Streets named	✓	✓	✓	✓		10,434.90	DA	DTCPU
Support to District Structural Planning a(Draw a district map)	Tolon	District Map Drawn	✓	✓	✓	✓		30,000.00	DA	DPCU
Conduct periodic inspection of layout structure in towns	District wide	Periodic inspection conducted	✓	✓	✓	✓		400.00		
<b>Sub-total</b>								<b>408,834.90</b>		

**Focus Area: Roads and Transport**

**Goal:**

**Objective**

ACTIVITIES	LOCATION	OUTPUT INDICATORS	TIMES FRAME				ANNUAL BUDGET		IMPLEMENTING AGENCIES	
			1 <sup>st</sup>	2 <sup>nd</sup>	3 <sup>rd</sup>	4 <sup>th</sup>	GHC		LEAD	COLLAB.
							LOCAL	EXTERNAL		
Reshaping of feeder roads	Cheshegu- Dabogshe	Reshaping carried out	✓	✓	✓	✓		40,000.00	DA	DWD
Spot improvement	Riverside to Zantani	Spot improvement completed	✓	✓	✓	✓		80,000.00	DA	DWD

Spot improvement	Sabegu - Dabogshe	Spot improvement completed	┘	┘	┘	┘		70,000.00	DA	DWD
Reshaping of feeder roads/ construction of 1No. culvert	Fihini - Tolon	Reshaping carried out and culvert constructed	┘	┘	┘	┘		55,000.00	DA	DWD
Identify and open up 2 new feeder road net work district wide	District wide	2 new feeder roads identified and opened up	X	X	X	X		340,000.00	DA	DWD
Spot improvements of Vowagri - Gbanjong	Vowagri Gbanjon	Road network improved	┘	┘	┘	┘		30,000.00	DA	DPCU
Procure 1No. engine for Assembly Grader	Tolon	Engine for grader procured	┘	┘	┘	┘		21,000.00	DA	DPCU
<b>Sub-total</b>								<b>636,000.00</b>		

#### 5.1.4: Thematic Area: Human Development, Productivity and Employment.

##### *Focus Area: Education*

*Goal: Provide good-quality and child-friendly universal basic education*

*Objective: Objective: Improve equitable access to and participation in quality education at all levels*

ACTIVITIES	LOCATION	PERFORMANCE INDICATORS	TIME FRAME				ANNUAL BUDGET		IMPLEMENTING AGENCIES	
			1 <sup>st</sup>	2 <sup>nd</sup>	3 <sup>rd</sup>	4 <sup>th</sup>	GH¢		LEAD	COLLAB.
							LOCAL	EXTERNAL		
Construction of 3No. 3 unit classroom blocks	Lingbunga	School block completed and in use	┘	┘	┘	┘		30,000.00	DA	DWD

with ancillary facilities and furniture										
Completion of 3unit classroom block	Nyankpala St. Monica	School block completed and in use	✓	✓	✓	✓		40,000.00	DA	GES/ DWD
Construction of 3No. 3 unit classroom blocks with ancillary facilities and furniture	Zantani	School block completed and in use	✓	✓	✓	✓		80,000.00	DA	DWD
Construction of 3 unit classroom block	Kasuliyili	Classroom completed and in use	✓	✓	✓	✓		80,000.00	DA	DWD
Construction of 3 unit classroom block	Garizigu	Classroom completed and in use	✓	✓	✓	✓		80,000.00	DA	DWD
Construction of 3 unit classroom block	Nyankpala Nawaria	Classroom completed and in use	✓	✓	✓	✓		80,000.00	DA	DWD
Construction of 3 unit classroom block with ancillary facilities	Nyankpala DA	Classroom completed and in use	✓	✓	✓	✓		94,442.10	DA	DWD
Renovation of 3 unit classroom block	Kamonayili	Classroomm block renovated	✓	✓	✓	✓			DA	DWD
Construction of 1No. 3 unit classroom block with ancillary facilities and furniture	Kpendua	Classroom completed and in use	✓	✓	✓	✓		95,000.00	DA	DWD
Construction of 1No. 3 unit classroom block	Gunsibong	Classroom completed and in use						95,000.00	DA	DWD

with ancillary facilities and furniture										
Construction of 1No. 3 unit classroom block with ancillary facilities and furniture	Wantugu	Reduction of overcrowding of student	✓	✓	✓	✓		95,000.00	DA	DPCU
Construction of 6 unit classroom block with ancillary facilities	Niblibaugu	Classroom completed and in use	✓	✓	✓	✓		160,000.00	DA	DWD
Provide support to education activities	District Wide	Education activities supported	✓	✓	✓	✓		15,000.00	DA	GES
Supply of 200No. school furniture to selected schools	District Wide	Furniture supplied and in use	✓	✓	✓	✓		90,000.00	DA	GES
Intensify campaign on girl-child education	District wide	Female enrolment in basic and second cycle schools increased	✓	✓	✓	✓		50,000.00	DA	GES
<b>Sub-total</b>								<b>990,000.00</b>		

***Focus Area: Health***

***Goal:***

***Objective:***

ACTIVITIES	LOCATION	PERFORMANCE INDICATORS	TIMES FRAME				ANNUAL BUDGET GHC	IMPLEMENTING AGENCIES
			1 <sup>st</sup>	2 <sup>nd</sup>	3 <sup>rd</sup>	4 <sup>th</sup>		

							LOCAL	EXTERNAL	LEAD	COLLAB.
Construction of 1 No. Medical Ward	Nyankpala	Improved health service delivery	✓	✓	✓	✓		70,000.00	DA	DPCU
Construction of two CHIPS compounds	2 communities	2 CHIPS compound constructed	✓	✓	✓	✓		140,000.00	DA	DWD
Construction of Office Complex for the NHIS	Tolon	Office complex constructed for NHIS	✓	✓	✓	✓		90,000.00	DA	DWD&NHIS
Rehabilitation of Health Centre	Wantugu	Health centre rehabilitated	✓	✓	✓	✓		45,000.00	DA	DWD
Renovation of Nurses Quarters	Zantani	Quarters completed and in use	✓	✓	✓	✓		35,000.00	DA	DWD
Renovation of 1No. Clinic	Yoggu	Renovation completed and in use	✓	✓	✓	✓		30,000.00	DA	DWD
Renovation of 1No. Health centre	Tolon	Quarters completed and in use	✓	✓	✓	✓		35,000.00	DA	DWD
Sponsor students from the district to pursue health related courses.	District wide	At least 20 students sponsored	✓	✓	✓	✓		8,000.00	DA	DHD
Orientation of all newly posted staff on the Importance of Integrated H/Service & district programmes	Tolon	Orientation of newly posted staff carried out	✓	✓	✓	✓		4,250.00	DHD	

Sponsorship of Health Staff for further Studies	District wide	Health Staff sponsored	✓	✓	✓	✓		10,000.00	DHD	
MTMSGs Refresher training	Communities	MTMSGs Refresher training carried out	✓	✓	✓	✓		2,250.00	DHD	
Refresher training for Staff on RCH report writing and analysis	DHD	Refresher training on report writing carried out	✓	✓	✓	✓		2,250.00	DHD	
Quarterly meeting with various community structures	Facilities/ Communities	Quarterly report prepared	✓	✓	✓	✓		30,000.00	DHD	
C-IMCI Refresher Training	Sub-dist. Levels	C-IMCI Refresher Training undertaken	✓	✓	✓	✓		8,000.00	DHD	
Monitoring of CBAs Volunteers activities on the Management of Malaria/ARI/Diarrhoea among U5	Sub-districts	CBAs Volunteers activities monitored	✓	✓	✓	✓		36,000.00	DHD	
Child Health Promotion Week Celebration	Communities/Facilities	Child Health Promotion Week Celebrated		✓				6,500.00	DHD	
Mass De-worming Exercise in Schools & Communities	Schools	Mass De-worming Exercise undertaken in Schools & Communities			✓			90,000.00	DHD	WV
Carry out survey on facility delivery	Communities	Survey on facility delivery carried out						100,000.00	DHD	
Radio Discussion on Reproductive Health (Quarterly)	DHD	Radio discussion done	✓	✓	✓	✓		15,000.00	DHD	
Malaria Day celebration	Communities/ Facilities	Malaria Day celebration carried out	✓					65,000.00	DHD	
Monthly Entry of	DHD	Monthly dater entry	✓	✓	✓	✓		1200.00	DHD	

Data/Reports into DHIMS2		done								
Defaulter Tracing of CMAM cases	Communities/Facilities	Defaulter Tracing of CMAM cases carried out	✓	✓	✓	✓		28,000.00	DHD	WV
Monitoring of TB patients on treatment in the district	Communities/Facilities	TB patients monitored	✓	✓	✓	✓		2,000.00		NTP
Carry out Radio Discussion on Food Diversification	Simli	Radio Discussion on Food Diversification Carry out	✓	✓	✓	✓		3,000.00	DHD	WV
Preparedness for outbreak (CSM/GW/Anthrax/Measles)	DHD	Preparedness done	✓	✓	✓	✓		7,000.00	GHS	
Monitoring of IYCF Communities	Communities	IYCF Communities monitored	✓	✓	✓	✓		8,000.00	GHS	WV
Multi Indicator Sentinel Survey	Communities/Facilities	Survey carried out	✓	✓	✓	✓		2,000.00	GHS	
Quarterly Leadership meeting (4 times in the year)	DHD	Leadership meeting carried out	✓	✓	✓	✓		3,500.00	GHS	
DHMT meeting	DHD	Meeting carried out	✓	✓	✓	✓		1,200.00	GHS	
Conferences	-	Conferences carried out						25,000.00	GHS	
Monthly Data Validation meeting by Sub-District Data Validation Teams	DHD	Monthly data validation carried out	✓	✓	✓	✓		6,000.00	GHS	
Quarterly Validation Workshops (Accounts)	DHD	Quarterly Validation Workshops (Accounts) Carry out	✓	✓	✓	✓		2,000.00	GHS	
Quarterly and mid-year Submission of Reports to next level	DHD	Reports submitted	✓	✓	✓	✓		4,000.00	GHS	
Quarterly Facilitative monitoring and supervision at all levels	Sub-dist/Facilities	monitoring and supervision carried out	✓	✓	✓	✓		9,000.00	GHS	
District Half year performance review Meeting	DHD	performance review Meeting carried out	✓	✓	✓	✓		14,000.00	GHS	
Mop-up of all activities in the District	Communities	IYCF Communities monitored	✓	✓	✓	✓		100,000.00	GHS	

Data Validation on New Born Care Activities Reports	Sub-dist/ Facilities	Survey carried out	✓	✓	✓	✓		8,000.00	GHS	WV
District Half year performance review Meeting	DHD	Reports submitted	✓	✓	✓	✓		15,000.00	GHS	WV
Mop-up of all activities in the District	Communities	monitoring and supervision carried out	✓	✓	✓	✓		9,000.00	GHS	
Data Validation on New Born Care Activities Reports	Sub-dist/ Facilities					✓		8,000.00	DHD	
District Annual Performance Review Meeting	DHD	Maintenance undertaken	✓	✓	✓	✓		100,000.00	DHD	
Monthly monitoring of maternal and newborn care	Facilities/ Communities	Reports submitted	✓	✓	✓	✓		15,000.00	GHS	DA
<b>Sub-total</b>								<b>1,193,150.00</b>		
<b>Focus Area: HIV &amp; AIDS and STIs</b>										
<b>Goal:</b>										
<b>Objective:</b>										
Provide livelihood support to PLHIV	District wide	HIV/AID livelihood support provided	✓	✓	✓	✓		15,000.00	GHS	DA/NGOs
Promotion of HIV Know Your Status programme	District wide	Know Your Status programmes undertaken	✓	✓	✓	✓		9,000.00	GHS	DA/NGOS
<b>Sub-total</b>								<b>24,000.00</b>		
<b>Focus Area: The Youth</b>										
<b>Goal:</b>										
<b>Objective:</b>										
Support to traditional youth activities	District wide	Youth activities supported	✓	✓	✓	✓		12,000.00	DA	NCCE
Construct an accommodation facility at the Vocational Centre	Tolon	Accommodation facility constructed at the Vocational Centre						70,000.00	DA	DWD
<b>Sub-total</b>								<b>82,000.00</b>		

**Focus Area: Child development, Disability, and Social Protection**

**Goal:**

**Objective:**

ACTIVITIES	LOCATION	OUTPUT INDICATORS	TIMES FRAME				ANNUAL BUDGET		IMPLEMENTING AGENCIES	
			1 <sup>st</sup>	2 <sup>nd</sup>	3 <sup>rd</sup>	4 <sup>th</sup>	GHC		LEAD	COLLAB.
							LOCAL	EXTERNAL		
Re-sensitization and capacity building of CPTs and communities on child protection issues	District wide	Awareness would be created, reaffirming CPTs strength to combat child abuse	✓	✓	✓	✓		1,000.00	DA	CD&SW
Monitoring of 151 CPTs Communities	District wide	CPTs communities visited regularly	✓	✓	✓	✓		576.00	DA	CD&SW
Organise community durbars on the dangers of child migration	District Wide	Durbars organised	✓	✓	✓	✓		300.00	DA	CD&SW
Sensitize Communities on the need to register their child births	District wide	Registration of births increased	✓	✓	✓	✓		1,125.00	DA	CD&SW
Support to disability and child activities	District Wide	PWD supported	✓	✓	✓	✓		20,000.00	DA	CD&SW
<b>Sub-total</b>								<b>23,001.00</b>		

### 5.1.5: Thematic Area: Transparent and Accountable Governance

**Focus Area:**

**Goal:**

**Objective:**

ACTIVITIES	LOCATION	OUTPUT INDICATORS	TIMES FRAME				ANNUAL BUDGET		IMPLEMENTING AGENCIES	
			1 <sup>st</sup>	2 <sup>nd</sup>	3 <sup>rd</sup>	4 <sup>th</sup>	GH¢		LEAD	COLLAB.
							INTERNAL	EXTERNAL		
<b>Revenue Mobilisation, M&amp;E, and Capacity Building</b>										
Training of revenue collection staff	Tolon	Training of revenue collection staff carried out	✓	✓	✓	✓		1,000.00		
Conduct sensitisation campaign on payment of tax	District wide	Sensitisation conducted	✓	✓	✓	✓		10,600.00		
Support to compilation and update of ratable Data	District wide	Revenue Data Compiled	✓	✓	✓	✓		8,000.00	DA	DPCU
Institution of an effective financial monitoring system	District wide	Effective monitoring institutionalised	✓	✓	✓	✓		16,000.00	DA	Internal Audit
Support to Annual Action Plan Review Workshop	Tolon	Review workshop organized	✓	✓	✓	✓		16,000.00	DA	DPCU
Procure 2 No. Office desks and swivel chairs for DPCU	Tolon	Procured 2 No. Office desks and swivel chairs for DPCU	✓	✓	✓	✓		10,000.00	DA	DPCU&CWA
Procure 10 No. tonners, and stationary	Tolon	10 No. tonners, and stationary procured	✓	✓	✓	✓		5,000.00	DA	Central Administration

Support to M & E activities	District wide	Support to M & E activities	✓	✓	✓	✓		25,000.00	DA	DPCU
Procure 1.No Pick-up for M&E	Tolon	Pick-up procured	✓	✓	✓	✓		75,000.00	DA	DPCU
Capacity building for area/town council members	District wide	Capacity of Area/Town Council members enhanced	✓	✓	✓	✓		15,000.00	DA	DPCU
Validate and Activate 100 old CAPs in 100 Communities	District Wide	CAPs activated and validated	✓	✓	✓	✓		305.00	DA	CD&SW
Support to In – Service Training for staff	Tolon	Staff capacity improved	✓	✓	✓	✓		41,990.00	DA	DPCU
Renovation of area council offices	Yoggu, Tali and Kasulyili	Renovation carried out	✓	✓	✓	✓		46,164.60	DA	DPCU
Support to Assembly Members Activities/ Capacity Development	District Wide	Assembly members Capacity Developed	✓	✓	✓	✓		16,000.00	DA	DPCU
Servicing and maintenance of office equipment	Tolon	Office Equipment maintained	✓	✓	✓	✓		10,000.00	DA	DPCU
Organise Independence day celebration	Tolon	Independence day organised	✓					10,000.00	DA	GES

<b>Sub-total</b>								<b>306,059.60</b>		
<b><i>National Culture for Development</i></b>										
Support to Traditional Authority Activities	District Wide	Traditional Authorities Supported	✓	✓	✓	✓		10,000.00	DA	DPCU
<b>Sub-total</b>								<b>10,000.00</b>		
<b><i>Public Safety and Security</i></b>										
Support to DISSEC activities	District wide	DISSEC Activities supported	✓	✓	✓	✓		10,000.00	DA	DPCU
Support to Disaster programmes annually	District wide	Disaster victims supported	✓	✓	✓	✓		80,000.00	DA	NADMO
<b>Sub-total</b>								<b>90,000.00</b>		
<b><i>Gender Equity and Women Empowerment</i></b>										
Formation, registration and introduction of more women groups in income generating activities	Three communities in the district	Women's groups formed and registered	✓	✓	✓	✓		1,000.00	DA	CD&SW
<b>Sub-total</b>								<b>1,000.00</b>		

## 5.2.0 2015 Annual Action Plan

### 5.2.1 Thematic Area: Competitiveness of the Ghana's Private Sector

**Focus Area:**

**Goal:** To enhance local economic growth and development

**Objective:** To promote the building of entrepreneurship capacity in the District by the end of 2015.

ACTIVITIES	LOCATION	OUTPUT INDICATORS	TIMES FRAME				ESTIMATED BUDGET GHC	SOURCE OF FUNDING	IMPLEMENTING AGENCIES	
			1 <sup>st</sup>	2 <sup>nd</sup>	3 <sup>rd</sup>	4 <sup>th</sup>			LEAD	COLLAB.
Business Counseling	4 time District wide	Business counseling carried out	✓	✓	✓	✓	4,600.00	REP	BAC/GoG	REP/DA
Basic CBT in Pomade, Hair food, and conditioner	Nyankpala	Basic CBT in Pomade, Hair food, and conditioner carried out	✓	✓	✓	✓	12,408.00	REP	BAC/GoG	REP/DA
Conduct a Stakeholders Fora	Tolon	Stakeholders Fora undertaken	✓	✓	✓	✓	2,000.00	REP	BAC/GoG	REP/DA
Basic CBT in soap making	Dimabi	Basic CBT in soap making carried out	✓	✓	✓	✓	3000.00	REP	BAC/GoG	REP/DA
Group formation Training	Tolon	Group formation Training carried out	✓	✓	✓	✓	1800.00	REP	BAC/GoG	REP/DA
Technical skill training in furniture design and furnishing (Carpentry & joinery)	Tolon	Technical skill training in furniture design and furnishing done	✓	✓	✓	✓	3000.00	REP	BAC/GoG	REP/DA
Technical skill training in furniture design and furnishing	Nyankpala	Technical skill training in furniture design and furnishing done					3000.00	REP	BAC/GoG	REP/DA
Basic CBT in bee keeping	Tolon						3000.00	REP	BAC/GoG	REP/DA

Basic CBT in Guinea fowl rearing	Dimabi	Basic CBT in Guinea fowl rearing carried out					3000.00	REP	BAC/GoG	REP/DA
Advance CBT in soap making	Nyankpala	Advance CBT in soap making carried out					3000.00	REP	BAC/GoG	REP/DA
Technical training in oil sump maintenance	Tolon	Technical training in oil sump maintenance carried out					3000.00	REP	BAC/GoG	REP/DA
Technical skill training in metal fabrication	Lingbinga	Technical training carried out	┘	┘	┘	┘	3000.00	REP	BAC/GoG	REP/DA
Basic CBT in soap making	Kasuliyili	Basic CBT in soap making carried out					3000.00	REP	BAC/GoG	REP/DA
Basic CBT in sheanut processing	Tali	Basic CBT in sheanut processing carried out					3000.00	REP	BAC/GoG	REP/DA
Basic CBT in soap making	Nyankpala	Basic CBT in soap making carried					3000.00	REP	BAC/GoG	REP/DA
Marketing Best practice and management	Tali	Marketing Best practice and management carried out					2600.00	REP	BAC/GoG	REP/DA
Develop broche/Business plan for tourist sites	DA	Brochure/Business plan for tourist sites developed				┘	6,000.00	REP	DA	DWD
Sensitise Traditional Authorities on the need for developing identified tourist sites	District Wide	Traditional Authorities Sensitised					1,500.00	REP	DA	DWD
<b>Sub-total</b>										

### 5.2.2: Thematic Area: Accelerated Agricultural Modernization and Sustainable Natural Resource Management

**Focus Area:** Accelerated Modernization of Agriculture

**Goal:** To increase annual agricultural outputs by 5% through sustainable farming practices

**Objective:** To increase food crop and livestock production growth by 5% by the end of 2015.

ACTIVITY	LOCATION	OUTPUT	TIME FRAME	ESTIMATE	SOURCE OF	IMPLEMENTING DEPARTMENT
----------	----------	--------	------------	----------	-----------	-------------------------

		INDICATION	1 <sup>st</sup>	2 <sup>nd</sup>	3 <sup>rd</sup>	4 <sup>th</sup>	BUDGET	FUNDING	LEAD	COLLABORATORS
Organise one district farmers' day by December	Tolon	No. of farmers awarded, reports				J	100,000.00	DACF	DADU	DA
Conduct 3,076 home/meetings and farm visits by 16 AEAs in 16 operational areas annually	All operational areas	Number of farmers adopting GAPs increased	J	J	J	J	19,200.00	RING	DADU	DA
Conduct 120 monitory and supervision visits 5 District Agric. Officers (DAOs)	All operational areas	AEAs conduct planned activities efficiently & effectively	J	J	J	J	16,800.00	GOG	DADU	DA
Organize quarterly review meetings and compile reports on activities	Tolon	Stakeholders meeting organized.	J	J	J	J	6,510.00	GOG	DADU	DA
Conduct six (6) demonstrations to educate farmers on new methods and/or improved varieties by 16 AEAs annually	All operational areas	Demonstrations conducted	J	J	J	J	7,160.00	RING	DADU	DA
Management and coordination of logistics (vehicle maintenance, stationery, repairs of office equipment and consumables)	Tolon	Effective management and coordination	J	J	J	J	5,000.00	GOG	DADU	DA
Purchase five tyres for official Vehicle	Tolon	Vehicle in good condition		J	J	J	2,812.50			RING Project
Acquire three Yamaha AG 100 motorbikes	Tolon	Agric. Services delivery improved at the community level.		J			45,000.00	RING Project	DA	DPCU
Rehabilitation of 12 dums		Rehabilitated 12 dam facilities	J	J	J	J	150,000	DACF	DADU	DA

Support 250 household with inputs to cultivate 1 acre soybean	Tolon	250 households supported with 1 acre soybean and 1 acre maize		J	J	J	64,036.00	RING Project	DADU	DA
Train 120 livestock farmers on appropriated husbandry techniques of improved breeds	All operational areas	120 farmers adopt husbandry practices	J	J	J	J	3,510.00	RING	DADU	RING Project /DA
Conduct farmer, livestock/poultry census.	Tolon	Report on No. of farmers, livestock/ poultry		J			5,118.75	RING		RING Project Donor, Partners
Carry out rehabilitation works and equip DADU's Animal traction centre at Nyankpala by December 2015	Tolon	Functional animal traction centre					112,500.00	RING	DADU	RING Project
Purchase and distribute 900 small ruminants	Tolon	900 small ruminant distributed		J	J	J	500,000.00	RING Project	DADU	DA
Immunize 900 ruminant and pests against schedule disease annually	All operational areas	160 farmers adopt supplementary feeding	J	J	J	J	3,556.00	RING Project	DADU	RING Project
Train 80 women farmer groups on food processing storage and preservation for all 4 zone by April annually	All operational areas	80 women adopt supplementary feeding	J	J	J	J	2,523.00	GoG	DADU	DA
<b>TOTAL</b>										

### 5.2.3: Thematic Area: Infrastructure and Human Settlement Development

*Focus Area: Water, Environmental Sanitation and Hygiene*

**Goal:** Improve adequate access and delivery of sanitation service

**Objective:** To accelerate the provision of adequate sanitation in the district by the end of 2015.

ACTIVITIES	LOCATION	OUTPUT INDICATORS	TIME FRAME				ANNUAL BUDGET GH¢	SOURCE OF FUNDING	IMPLEMENTING AGENCIES	
			1 <sup>st</sup>	2 <sup>nd</sup>	3 <sup>rd</sup>	4 <sup>th</sup>			LEAD	COLLAB.
Train 85 hygiene volunteers	District wide	Hygiene and sanitation volunteer trained	✓	✓	✓	✓	2,000.00	RING/SPRING	DA	EHSU
Meeting Natural Leaders on progress of CLTS implementation and way forward	CLTS Communities	Meeting of natural leaders carried out	✓	✓	✓	✓	1,000.00	RING/SPRING	DA	EHSU
Implement CLTS in 15 communities	District wide	20 communities practice ODF	✓	✓	✓	✓	80,000.00	RING/SPRING	DA	EHSU
Continue monitoring activities in 40 CLTS Communities	District wide	Communities behaviour on sanitation practices improved	✓	✓	✓	✓	50,000.00	DACF	EHSU	DA
Organize District Sanitation Week	Tolon	Sanitation week organized	✓	✓	✓	✓	5,000.00	DACF	EHSU	GHS
Evacuate all public refuse dumps in 5 sub-districts to final disposal site	District wide	5 Refuse dumps evaluated on regular basis	✓	✓	✓	✓	750.00	DACF	DA	EHSU
Train casual labours on hygiene handling of sanitary tools and excreta	Tolon	Capacity of casual labour enhanced.	✓	✓	✓	✓	1,500.00	DACF	EHSU	DA

Dislodge/service all public toilets twice in the year	District wide	Dislodgement carried out twice a year.	√		√		10,000.00	DACF	EHSU	DA
Refresher training for A/C EHA on CLTS	District wide	Capacity of A/C EHA staff enhanced	√	√	√	√	4,250.00	DACF	EHSU	DA/RING
Facilitate the review of sanitation by-laws	Tolon	Sanitation by-laws enacted and enforced	√	√	√	√	7,000.00	DACF	EHSU	DA
Home Revisits to 120 households to educate them on personal hygiene	District wide	Improved in household hygiene and sanitation	√	√	√	√	1,000.00	GOG	DOCD	EHSU
Sensitize 5 JHS on the stages of adolescence and personal hygiene	District wide	5 JHS sensitized	√	√	√	√	626.26	GOG	DA	EHSU
Construction of 1 No. 10 seater KVIP	Kasulyili	10 seater kvip constructed constructed	√	√	√	√	55,000.00		DA	DWD
Construction of 1 No. 10 seater KVIP	Dimabi	10 seater kvip constructed constructed	√	√	√	√	55,000.00	DACF	DA	DWD
Construction of 1 No. 10 seater KVIP	Gbanjong	10 seater kvip constructed constructed	√	√	√	√	55,000.00	DACF	DA	
Construction of 1 No. 10 seater acqua-privy at Tolon new area (dimabi road)	Tolon	10 seater kvip constructed constructed	√	√	√	√	75,000.00	DFP	DA	DWD
Construction of 1 No. 10 seater	Waribogu	10 seater kvip	√	√	√	√	75,000.00	DFP	DA	DWD

acqua-privy at Woribogu township		costrusted construsted								
Construction of 15 No. Institutional Latrines	District Wide	15 No. Institutional Latrines constructed	✓	✓	✓	✓	383,500.00	DACF	DA	DWST
Rehabilitation of 30.No Orphan Bore Holes	District Wide	30 No. Orphan boreholes rehabilitated by December 2014	✓	✓	✓	✓	290,750.00	DACF	DA/IDA/S RWSP	DWST
Construct and mechanise high yielding boreholes for small town water systems	District wide	Two small towns have water systems	✓	✓	✓	✓	80,000.00	DACF	DA	DWST
Ensure regular monitoring of water facilities	District Wide	M&E carried out	✓	✓	✓	✓	2,000.00	DACF	DA	DWST
Disilting of dams	Dingoni, Gburimani, Yoggu, Gbrimanchayili, Lingbung- yizegu						70,000	DACF		
Rehabilitation of teachers quarters and completion of Durbar ground	Gbrimani	Teacher's quarters rehabilitated and Durbar ground completed.	✓	✓	✓	✓	45,029.25	DACF	DA	DWD
Completion of Nurses quarters	Wantugu	Nurses quarters completed.	✓	✓	✓	✓	41,792.33	DACF	DA	DWD
Rehabilitation of semi-detached bungalow for MoFA	Tolon	Semi-detached bungalow for MoFA rehabilitated.	✓	✓	✓	✓	12,101.60	DACF	DA	DWD
Completion of 4bedroom accommodation (DCE).	Tolon	4bedroom	✓	✓	✓	✓	264,733.40	DACF	DA	DWD

		accommodation (DCE) completed.								
Rehabilitation of DCE's bungalow (Old)	Tolon	DCE's bungalow (Old) rehabilitated.	✓	✓	✓	✓	25,697.19	DACF	DA	DWD
Rehabilitation of area council office	Yoggu	Area council office at Yoggu rehabilitated.	✓	✓	✓	✓	8,095.80	DACF	DA	DWD
Rehabilitation of area council office	Tali	Area council office at Tali rehabilitated.	✓	✓	✓	✓	26,002.00	DACF	DA	DWD
Rehabilitation of area council office	Kasulyili	Area council office at Kasulyili reahabilitated	✓	✓	✓	✓	24,219.50	DACF	DA	DWD
Rehabilitation of area council office	Lingbina	Area council office at Lingbina rehabilitated	✓	✓	✓	✓		DACF	DA	DWD
Construction of 8-unit bedroom teacher quarters	Kpendua	8-unit bedroom teacher quarters constructed.	✓	✓	✓	✓	192,860.00	DACF	DA	DWD
Extension of piped water system (4.5km) from Nyankpala to Nafarun to tuunayili	Nafarun & Tunayili	Piped water system extended	✓	✓	✓	✓	183,600.00	Office of the president	DA	DWD
Extension of piped water system (4.850 km)	Tolon to Dimabi	Piped water system extended	✓	✓	✓	✓	178,500.00	DACF	DA	DWD
								DACF	DA	DWD
Construction of aqua privy	Woribigu Township	Aqua privy constructed	✓	✓	✓	✓	75,000.00	DACF	DA	DWD

Construction of Aqua-privy	Kangbagu	Aqua privy constructed	✓	✓	✓	✓	75,000.00	DACF	DA	DWD
----------------------------	----------	------------------------	---	---	---	---	-----------	------	----	-----

### Focus Area: Energy Supply to Support Industries and Households

**Goal:** To facilitate the universal access to rural electrification in by 2016 in the District.

**Objective:** Connect 29 communities to the National grid by the end of 2015

ACTIVITIES	LOCATION	OUTPUT INDICATORS	TIMES FRAME				ANNUAL BUDGET GH¢	SOURCE OF FUNDING	IMPLEMENTING AGENCIES	
			1 <sup>st</sup>	2 <sup>nd</sup>	3 <sup>rd</sup>	4 <sup>th</sup>			LEAD	COLLAB.
Extension of electricity to 27 communities under the Ghana Rural Electrification Programme	District Wide	27 communities connected to the National grid	✓	✓	✓	✓	202,000.00	GREP	MOE	DA
Extension of electricity to 5 communities under Self Help Electricity Programme		Electricity extension completed in 5 communities	✓	✓	✓	✓		SHEP IV	MOE	DA
Supply of 200 No. low and high tension poles to communities	District wide	Low and high tension poles supplied	✓	✓	✓	✓		GoG/DACF	MOE	DA
<b>Sub-total</b>										

**Focus Area: Social, Community and Recreational infrastructure**

*Goal: Contribute towards enhancing the District's social infrastructure*

*Objective: Increase social, community and recreational access by the end of 2015.*

ACTIVITIES	LOCATION	OUTPUT INDICATORS	TIMES FRAME				ANNUAL BUDGET GH¢	SOURCE OF FUNDING	IMPLEMENTING AGENCIES	
			1 <sup>st</sup>	2 <sup>nd</sup>	3 <sup>rd</sup>	4 <sup>th</sup>			LEAD	COLLAB.
Construction of community centre and guest house	Tolon	Community centre and guest house completed and in use	✓	✓	✓	✓	600,000.00	DACF	DA	DWD
<b>Focus Area: Spatial/Land Use Planning and Management</b>										
<i>Goal: Improve human settlement conditions across the district</i>										
<i>Objective: Enhance settlement planning in three communities by the end of 2015.</i>										
Support to Street Naming and House Numbering activities	Tolon, Nyankpala, and Kasuliyili	30 Streets named	✓	✓	✓	✓	10,434.90	DACF	DA	DTCPU
Support to District Structural Planning (Draw a district map)	Tolon	District Map Drawn	✓	✓	✓	✓	30,000.00	DACF	DA	DPCU
Conduct periodic inspection of layout structure in towns	District wide	Periodic inspection conducted	✓	✓	✓	✓	400.00	DACF		
Procure signage's for the street naming process	District wide	Signage's planted	✓	✓	✓	✓	30,000	DACF	DA	DPCU/WDW
<b>Sub-total</b>										

## Focus Area: Roads and Transport

### Goal:

**Objective:** To improve the conditions of roads network to ease rural transport by 2015.

ACTIVITIES	LOCATION	OUTPUT INDICATORS	TIMES FRAME				ANNUAL BUDGET GH¢	SOURCE OF FUNDING	IMPLEMENTING AGENCIES	
			1 <sup>st</sup>	2 <sup>nd</sup>	3 <sup>rd</sup>	4 <sup>th</sup>			LEAD	COLLAB.
Reshaping of feeder roads	Cheshegu- Dabogshe	Reshaping carried out	√	√	√	√	40,000.00	DACF	DA	DWD
Spot improvement	Riverside to Zantani	Spot improvement completed	√	√	√	√	80,000.00	DACF	DA	DWD
Spot improvement	Sabegu - Dabogshe	Spot improvement completed	√	√	√	√	70,000.00	DACF	DA	DWD
Spot improvement	Yepeiligu road	Spot improvement completed	√	√	√	√	70,000.00	DACF	DA	DWD
Reshaping of feeder roads/ construction of 1No. culvert	Fihini - Tolon	Reshaping carried out and culvert constructed	√	√	√	√	250,000.00	DACF	DA	DWD
Reshaping of Nyankpala township – Naa Damba street	Nyankpala	Naa Damba reshaped	√	√	√	√	500,000.00	DACF	DA	DWD
Open up 4 township road network	Tolon township	2 new township roads opened up	X	X	X	X	340,000.00		DA	DWD
Procure 1No. engine for Assembly Grader	Tolon	Engine for grader procured	√	√	√	√	30,000.00	DACF	DA	DPCU
<b>Sub-total</b>										

#### 5.2.4: Thematic Area: Human Development, Productivity and Employment.

##### *Focus Area: Education*

*Goal: Provide good-quality and child-friendly universal basic education*

*Objective: Objective: Improve equitable access to and participation in quality education at all levels*

ACTIVITIES	LOCATION	PERFORMANCE INDICATORS	TIME FRAME				ANNUAL BUDGET GH¢	SOURCE OF FUNDING	IMPLEMENTING AGENCIES	
			1 <sup>st</sup>	2 <sup>nd</sup>	3 <sup>rd</sup>	4 <sup>th</sup>			LEAD	COLLAB.
Construction of 1 No. 3 unit classroom blocks with ancillary facilities and furniture	Lingbunga	School block completed and in use	✓	✓	✓	✓	95,000.00	DACF	DA	DWD
Construction of 1 No. 3 unit classroom blocks with ancillary facilities and furniture	Golinga	School block completed and in use	✓	✓	✓	✓	95,000.00	DACF	DA	DWD
Construction of 1 No. 3 unit classroom blocks with ancillary facilities and furniture	Gbulahigu	School block completed and in use	✓	✓	✓	✓	95,000.00	DACF	DA	DWD
Rehabilitation of storm deamaged school	Tali, Dimabi, kasuliyili, kpanyili, waribogu kamonayili	Stormed Damaged schools repaired	✓	✓	✓	✓		DACF	DA	DWD
Rehabilitation of 3No. Teachers quarters	Tolon	3no. Teachers quarters rehabilitated	✓	✓	✓	✓	60,000	DACF	DA	DWD
Rehabilitation of 3No. Teachers quarters	Gbanjong, Cherifoyili and	3no. Teachers quarters rehabilitated	✓	✓	✓	✓	60,000	DACF	DA	DWD

	Lingbung									
Construction of 1 No. 3 unit classroom blocks with ancillary facilities and furniture	Zantani	School block completed and in use	√	√	√	√	145,000.00	DACF	DA	DWD
Construction of 3 unit classroom block	Nyankpala Nawaria	Classroom completed and in use	√	√	√	√	145,000.00	DACF	DA	DWD
Renovation of 3 unit classroom block	Kamonayili	Classroom block renovated	√	√	√	√	30,000.00	DACF	DA	DWD
Construction of 1No. 3 unit classroom block with ancillary facilities and furniture	Gunsibong	Classroom completed and in use					95,000.00	DACF	DA	DWD
Construction of 6 unit classroom block with ancillary facilities	Nagbligu	Classroom completed and in use	√	√	√	√	160,000.00	DACF	DA	DWD
Construction of staff accommodation (compound house)	Zantani	Staff accommodation constructed	√	√	√	√	60,000.00	DACF	DA	DWD
Provide support to education activities	District Wide	Education activities supported	√	√	√	√	15,000.00	DACF	DA	GES
Supply of 200No. school furniture to selected schools	District Wide	Furniture supplied and in use	√	√	√	√	90,000.00	DACF	DA	GES

Intensify campaign on girl-child education	District wide	Female enrolment in basic and second cycle schools increased	✓	✓	✓	✓	50,000.00	DACF	DA	GES
Construction of 1 No. 3-unit classroom block with ancillary facilities	Yizhegu	3-unit classroom block with ancillary facilities and furniture provided.	✓	✓	✓	✓	141,400.00	DACF		
Construction of 1 No. 3-unit classroom block with ancillary facilities	Zali	3-unit classroom block with ancillary facilities constructed	✓	✓	✓	✓	141,400.00	DFP	DA	DWD
Construction of 6unit boys dormetry at Tolon SHS	Tolon	Boys dormetry constructed	✓	✓	✓	✓		Officer of the president	DA	DWD
<b>Sub-total</b>										

**Focus Area: Health**

*Objective: To increase access to quality Health Service delivery by 2015.*

ACTIVITIES	LOCATION	PERFORMANCE INDICATORS	TIMES FRAME				ANNUAL BUDGET GH¢	SOURCE OF FUNDING	IMPLEMENTING AGENCIES	
			1 <sup>st</sup>	2 <sup>nd</sup>	3 <sup>rd</sup>	4 <sup>th</sup>			LEAD	COLLAB.
Construction of CHIPS compounds	Tuunayili,	CHIPS compound constructed	✓	✓	✓	✓	120,000.00	DACF	DA	DWD
Construction of CHIPS compounds	Kasuliyili	CHIPS compound constructed	✓	✓	✓	✓	120,000.00	DACF	DA	DWD

Construction of CHIPS compounds	Tingoli.	CHIPS compound constructed	✓	✓	✓	✓	120,000.00	DDF	DA	DWD
Construction of Office Complex for the NHIS	Tolon	Office complex constructed for NHIS	✓	✓	✓	✓	90,000.00	DACF	DA	DWD&NHIS
Rehabilitation of Health Centre	Wantugu	Health centre rehabilitated	✓	✓	✓	✓	45,000.00	DACF	DA	DWD
Renovation of 1No. Clinic	Yoggu	Renovation completed and in use	✓	✓	✓	✓	30,000.00	DACF	DA	DWD
Renovation of 1No. Health centre	Tolon	Quarters completed and in use	✓	✓	✓	✓	35,000.00	DACF	DA	DWD
Construction of Maternity ward at Nyankpala	Nyakpala Clinic	Maternity ward constructed	✓	✓	✓	✓	140,856.00	DDF	DA	DWD
Construction of 30 bed capacity ward at Tolon Clinic	Tolon	30 bed capacity ward constructed						Office of the President	DA	DWD
Sponsor students from the district to pursue health related courses.	District wide	At least 20 students sponsored	✓	✓	✓	✓	8,000.00	DACF	DA	DHD
Furnishing of Laboratory at Tolon clinic	tolon	Laboratory furnished	✓	✓	✓	✓	60,000	DACF	DA	DHD
Orientation of all newly posted staff on the Importance of Integrated H/Service & district programmes	Tolon	Orientation of newly posted staff carried out	✓	✓	✓	✓	4,250.00	GOG	DHD	
C-IMCI Refresher Training	Sub-dist. Levels	C-IMCI Refresher Training undertaken	✓	✓	✓	✓	8,000.00	GOG	DHD	

Monitoring of CBAs Volunteers activities on the Management of Malaria/ARI/Diarrhoea among U5	Sub-districts	CBAs Volunteers activities monitored	✓	✓	✓	✓	36,000.00		DHD	
Child Health Promotion Week Celebration	Communities/Facilities	Child Health Promotion Week Celebrated		✓			6,500.00	GOG	DHD	
Mass De-worming Exercise in Schools & Communities	Schools	Mass De-worming Exercise undertaken in Schools & Communities			✓		90,000.00	GOG	DHD	WV
Carry out survey on facility delivery	Communities	Survey on facility delivery carried out					100,000.00	GOG	DHD	
Radio Discussion on Reproductive Health (Quarterly)	DHD	Radio discussion done	✓	✓	✓	✓	15,000.00	GOG	DHD	
Malaria Day celebration	Communities/Facilities	Malaria Day celebration carried out	✓				65,000.00	GOG	DHD	
Monitoring of TB patients on treatment in the district	Communities/Facilities	TB patients monitored	✓	✓	✓	✓	2,000.00	GOG		NTP
Carry out Radio Discussion on Food Diversification	Simli	Radio Discussion on Food Diversification Carry out	✓	✓	✓	✓	3,000.00	GOG	DHD	WV
Preparedness for outbreak (CSM/GW/Anthrax/Measles)	DHD	Preparedness done	✓	✓	✓	✓	7,000.00	GOG	GHS	
Monitoring of IYCF Communities	Communities	IYCF Communities monitored	✓	✓	✓	✓	8,000.00	GOG	GHS	WV
Quarterly and mid-year Submission of Reports to next level	DHD	Reports submitted	✓	✓	✓	✓	4,000.00	GOG	GHS	
Quarterly Facilitative monitoring and supervision at all levels	Sub-dist/Facilities	monitoring and supervision carried out	✓	✓	✓	✓	9,000.00	GOG	GHS	
District Half year performance review Meeting	DHD	performance review Meeting carried out	✓	✓	✓	✓	14,000.00	GOG	GHS	
Data Validation on New Born Care Activities Reports	Sub-dist/ Facilities	Survey carried out	✓	✓	✓	✓	8,000.00	GOG	GHS	WV
District Half year performance	DHD	Reports submitted	✓	✓	✓	✓	15,000.00	GOG	GHS	WV

review Meeting										
Data Validation on New Born Care Activities Reports	Sub-dist/ Facilities					┘	8,000.00	GOG	DHD	
District Annual Performance Review Meeting	DHD	Maintenance undertaken	┘	┘	┘	┘	100,000.00	GOG	DHD	
Monthly monitoring of maternal and newborn care	Facilities/ Communities	Reports submitted	┘	┘	┘	┘	15,000.00	GOG	GHS	DA
<b>Sub-total</b>										
<b>Focus Area: HIV &amp; AIDS and STIs</b>										
<b>Goal:</b>										
<b>Objective:</b>										
Provide livelihood support to PLHIV	District wide	HIV/AID livelihood support provided	┘	┘	┘	┘	15,000.00	GOG	GHS	DA/NGOs
Promotion of HIV Know Your Status programme	District wide	Know Your Status programmes undertaken	┘	┘	┘	┘	9,000.00	GOG	GHS	DA/NGOS
Sensitize 10 JHS on danger of HIV and AIDS	District wide	Sensitization of 10 JHS on danger of HIV and AIDS done	┘	┘	┘	┘	1000.00	GOG		
<b>Sub-total</b>										
<b>Focus Area: The Youth</b>										
Support to traditional youth activities	District wide	Youth activities supported	┘	┘	┘	┘	12,000.00	DACF	DA	NCCE
Construct an accommodation facility at the Vocational Centre	Tolon	Accommodation facility constructed at the Vocational Centre					70,000.00	DACF	DA	DWD
<b>Sub-total</b>										

**Focus Area:** *Child development, Disability, and Social Protection*

**Goal:**

**Objective:**

ACTIVITIES	LOCATION	OUTPUT INDICATORS	TIMES FRAME				ANNUAL BUDGET GH¢	SOURCE OF FUNDING	IMPLEMENTING AGENCIES	
			1 <sup>st</sup>	2 <sup>nd</sup>	3 <sup>rd</sup>	4 <sup>th</sup>			LEAD	COLLAB.
Re-sensitization and capacity building of CPTs and communities on child protection issues	District wide	Awareness would be created, reaffirming CPTs strength to combat child abuse	↓	↓	↓	↓	1,000.00	GOG	DA	CD&SW
Secure standard of operating day-care centres through regular inspection and regulation	District wide	through regular inspection and regulation done	↓	↓	↓	↓	500.00	GOG	DA	CD&SW
Monitoring of 151 CPTs Communities	District wide	CPTs communities visited regularly	↓	↓	↓	↓	576.00		DA	CD&SW
Organise community durbars on the dangers of child migration	District Wide	Durbars organised	↓	↓	↓	↓	300.00	GOG	DA	CD&SW
Sensitize Communities on the need to register their child births	District wide	Registration of births increased	↓	↓	↓	↓	1,125.00	GOG	DA	CD&SW

Sensitization on the importance early childhood development	District wide	Sensitization on the importance early childhood development done	✓	✓	✓	✓	1000.00	GOG	DA	CD&SW
Support 50 disabled children in special schools	District wide	50 disabled children in special schools supported	✓	✓	✓	✓	634.89	GOG	DA	CD&SW
Register disabled children under NHIS	District Wide	disabled children registered under NHIS	✓	✓	✓	✓	1041.39	GOG	DA	CD&SW
Support to disability and child activities	District Wide	PWD supported	✓	✓	✓	✓	20,000.00	DACF	DA	CD&SW
Organise capacity building on child protection issues	District Wide	Capacity building on child protection organised					1000.00	GOG	DA	CD&SW
<b>Sub-total</b>										

**Sector:** *Community Development and Social Welfare.*

**Goal:** *To economically and socially empower communities.*

**Objective:** *Improve the socio-economic living standards of the communities through self-help initiatives*

Activity	Location	indicators Output	Times Frame				Budget GH¢	Source of Funding	Implementing Agencies	
			1 <sup>st</sup>	2 <sup>nd</sup>	3 <sup>rd</sup>	4 <sup>th</sup>			Lead	Collab.

Awareness creation of the rights and protection of children	District wide	Community awareness created	✓	✓	✓	✓	2,500	DACF/NGOs	DA	CD&SW
CPTs and communities knowledge on child rights would be enhanced	District wide	CPTs and communities knowledge on child rights would be enhanced	✓	✓	✓	✓	4,500	DACF/NGOs	DA	CD&SW
Formation and registration of Women's groups	District wide	Women's groups formed and registered	✓	✓	✓	✓	1,000	DACF/NGOs	DA	CD&SW
Sensitize 20 communities on the dangers of Kayaye through mass education	District wide	20 communities sensitized on the dangers of Kayaye through mass education	✓	✓	✓	✓	1,500.00	GOG	DA	CD&SW
Visit CPTs communities regularly	District wide	CPTs communities visited regularly	✓	✓	✓	✓	576.00	DACF/NGOs	DA	CD&SW
Organise Durbars	District Wide	Durbars organised	✓	✓	✓	✓	300.00	DACF/NGOs	DA	CD&SW

Activate and validate CAPs	District Wide	CAPs activated and validated	✓	✓	✓	✓	505.00	DACF/NGOs/ UNICEF	DA	CD&SW
Formation and training of Child protection teams	District Wide	Formation and training of Child protection teams	✓	✓	✓	✓	402.00	DA/COMM. Dev't Social Welfare	DA	CD&SW
Identification and selection of community and beneficiary under LEAP 1000	District Wide	Identification and selection of community and beneficiary under LEAP 1000	✓	✓	✓	✓		UNICEF	UNICE F/DA	CD&SW
Monitor LEAP beneficiary households	District Wide	LEAP beneficiary households Monitored	✓	✓	✓	✓	1000.00	GOG	DA	CD&SW
Support pregnant women and children under 2years	District Wide	Support pregnant women and children under 2years						UNICEF	UNICE F/DA	CD&SW
Train 20 women leadership	District wide	20 women trained	✓	✓	✓	✓	12,000.00		DA	CD&SW

## 5.2.5: Thematic Area: Transparent and Accountable Governance

### Goal:

*Objective:* To strengthen institutional capacity for better performance by 2015

ACTIVITIES	LOCATION	OUTPUT INDICATORS	TIMES FRAME				ANNUAL BUDGET GH¢ INTERNAL	SOURCE OF FUNDING	IMPLEMENTING AGENCIES	
			1 <sup>st</sup>	2 <sup>nd</sup>	3 <sup>rd</sup>	4 <sup>th</sup>			LEAD	COLLAB.
<b>Revenue Mobilisation, M&amp;E, and Capacity Building</b>										
Training of revenue collection staff	Tolon	Training of revenue collection staff carried out	√	√	√	√	5,000.00	DACF		
Conduct sensitisation campaign on payment of tax	District wide	Sensitisation conducted	√	√	√	√	3,750.00	DACF		
Support to compilation and up-date of ratable Data	District wide	Revenue Data Compiled	√	√	√	√	8,000.00	DACF	DA	DPCU
Institution of an effective financial monitoring system	District wide	Effective monitoring institutionalised	√	√	√	√	5,000.00	DACF	DA	Internal Audit
Procure 1.No Pick-up for M&E	Tolon	Pick-up procured	√	√	√	√	100,000.00	DACF	DA	DPCU
Support to Annual Action Plan Review Workshop	Tolon	Review workshop organized	√	√	√	√	16,000.00	DACF	DA	DPCU
Procure 7 No. Office desks and 7No. swivel chairs for DPCU/ Central Administration	Tolon	Desks and swivel chairs for DPCU procured	√	√	√	√	5,000.00	DACF	DA	DPCU
Procure 2 No. Printers, 1 No. photocopier, 10 No. tonners, and stationary	Tolon	Procure 1 No. Printers, 1 No. photocopier procured	√	√	√	√	8,750.00	DACF	DA	DPCU/ Central Administration
Support to M & E activities	District wide	Support to M & E activities	√	√	√	√	25,000.00	DACF	DA	DPCU

Capacity building for area/town council members	District wide	Capacity of Area/Town Council members enhanced	√	√	√	√	15,000.00	DACF	DA	DPCU
Support to Assembly Members Activities/ Capacity Development i.e ICT	District Wide	Assembly members Capacity Developed	√	√	√	√	20,000.00	DACF	DA	DPCU
Servicing and maintenance of office equipment	Tolon	Office Equipment maintained	√	√	√	√	10,000.00	DACF	DA	DPCU
Organise Independence day celebration	Tolon	Independence day organised	√				10,000.00	DACF	DA	GES
<b>Sub-total</b>										
<b><i>National Culture for Development</i></b>										
Support to Traditional Authority Activities	District Wide	Traditional Authorities Supported	√	√	√	√	20,000.00	DACF	DA	DPCU
Construction of 2 No. Durbar grounds	Nyankpala and Lingbung	Durbar grounds constructed	√	√	√	√	60,000.00	DACF	DA	DWD
Renovation of chief palace	Tolon	Chiefs palace renovated	√	√	√	√	20,000.00	DACF	DA	DPCU
Organise sensitization forum for Traditional Rulers, Opinion Leaders and Community members on the need to elect women into leadership	District wide	Sensitisation forum organised	√	√	√	√	5,000.00		DA	

positions											
<b>Sub-total</b>											
<b><i>Public Safety and Security</i></b>											
Support to DISSEC activities	District wide	DISSEC Activities supported	√	√	√	√	2,500.00		DA	DPCU	
Support to Disaster programmes annually	District wide	Disaster victims supported	√	√	√	√	20,000.00		DA	NADMO	
<b>Sub-total</b>											
<b><i>Gender Equity and Women Empowerment</i></b>											
Introduction of more women groups in income generating activities	Three communities in the district	Women's groups formed and registered	√	√	√	√	1,000.00		DA	CD&SW	
Formation and re-organization of groups on sheanut picking and processing	District wide	Women groups formed	√	√	√	√	600.00	GOG	DA	CD&SW	
Compile standardised gender segregated data for planning	District wide	Gender segregated data standardised and compiled					2,000.00	GOG	DA	DPCU	
<b>Sub-total</b>											

## Annual Action Plan 2015

### 5.2.1 Thematic Area: Competitiveness of the Ghana's Private Sector

**Focus Area:**

**Goal:** To enhance local economic growth and development

**Objective:** To promote the building of entrepreneurship capacity in the District by the end of 2015.

ACTIVITIES	LOCATION	OUTPUT INDICATORS	TIMES FRAME				ESTIMATED BUDGET GHC	SOURCE OF FUNDING	IMPLEMENTING AGENCIES	
			1 <sup>st</sup>	2 <sup>nd</sup>	3 <sup>rd</sup>	4 <sup>th</sup>			LEAD	COLLAB.
Business Counseling	4 time District wide	Business counseling carried out	✓	✓	✓	✓	4,600.00	REP	BAC/GoG	REP/DA
Basic CBT in Pomade, Hair food, and conditioner	Nyankpala	Basic CBT in Pomade, Hair food, and conditioner carried out	✓	✓	✓	✓	12,408.00	REP	BAC/GoG	REP/DA
Conduct a Stakeholders Fora	Tolon	Stakeholders Fora undertaken	✓	✓	✓	✓	2,000.00	REP	BAC/GoG	REP/DA
Basic CBT in soap making	Dimabi	Basic CBT in soap making carried out	✓	✓	✓	✓	3000.00	REP	BAC/GoG	REP/DA
Group formation Training	Tolon	Group formation Training carried out	✓	✓	✓	✓	1800.00	REP	BAC/GoG	REP/DA
Technical skill training in furniture design and furnishing (Carpentry & joinery)	Tolon	Technical skill training in furniture design and furnishing done	✓	✓	✓	✓	3000.00	REP	BAC/GoG	REP/DA
Technical skill training in furniture design and furnishing	Nyankpala	Technical skill training in furniture design and furnishing done					3000.00	REP	BAC/GoG	REP/DA
Basic CBT in bee keeping	Tolon						3000.00	REP	BAC/GoG	REP/DA

Basic CBT in Guinea fowl rearing	Dimabi	Basic CBT in Guinea fowl rearing carried out					3000.00	REP	BAC/GoG	REP/DA
Advance CBT in soap making	Nyankpala	Advance CBT in soap making carried out					3000.00	REP	BAC/GoG	REP/DA
Technical training in oil sump maintenance	Tolon	Technical training in oil sump maintenance carried out					3000.00	REP	BAC/GoG	REP/DA
Technical skill training in metal fabrication	Lingbinga	Technical training carried out	✓	✓	✓	✓	3000.00	REP	BAC/GoG	REP/DA
Basic CBT in soap making	Kasuliyili	Basic CBT in soap making carried out					3000.00	REP	BAC/GoG	REP/DA
Basic CBT in sheanut processing	Tali	Basic CBT in sheanut processing carried out					3000.00	REP	BAC/GoG	REP/DA
Basic CBT in soap making	Nyankpala	Basic CBT in soap making carried					3000.00	REP	BAC/GoG	REP/DA
Marketing Best practice and management	Tali	Marketing Best practice and management carried out					2600.00	REP	BAC/GoG	REP/DA
Develop broche/Business plan for tourist sites	DA	Brochure/Business plan for tourist sites developed				✓	6,000.00	REP	DA	DWD
Sensitise Traditional Authorities on the need for developing identified tourist sites	District Wide	Traditional Authorities Sensitised					1,500.00	REP	DA	DWD
<b>Sub-total</b>										

### 5.1.2: Thematic Area: Accelerated Agricultural Modernization and Sustainable Natural Resource Management

*Focus Area: Accelerated Modernization of Agriculture*

*Goal: To increase annual agricultural outputs by 5% through sustainable farming practices*

*Objective: To increase food crop and livestock production growth by 5% by the end of 2015.*

ACTIVITY	LOCATION	OUTPUT INDICATION	TIME FRAME				ESTIMATE BUDGET	SOURCE OF FUNDING	IMPLEMENTING DEPARTMENT	
			1 <sup>st</sup>	2 <sup>nd</sup>	3 <sup>rd</sup>	4 <sup>th</sup>			LEAD	COLLABORATORS
Organise one district farmers' day by December	Tolon	No. of farmers awarded, reports				J	100,000.00	DACF	DADU	DA
Conduct 3,076 home/meetings and farm visits by 16 AEAs in 16 operational areas annually	All operational areas	Number of farmers adopting GAPs increased	J	J	J	J	19,200.00	RING	DADU	DA
Conduct 120 monitory and supervision visits 5 District Agric. Officers (DAOs)	All operational areas	AEAs conduct planned activities efficiently & effectively	J	J	J	J	16,800.00	GOG	DADU	DA
Organize quarterly review meetings and compile reports on activities	Tolon	Stakeholders meeting organized.	J	J	J	J	6,510.00	GOG	DADU	DA
Conduct six (6) demonstrations to educate farmers on new methods and/or improved varieties by 16 AEAs annually	All operational areas	Demonstrations conducted	J	J	J	J	7,160.00	RING	DADU	DA

Management and coordination of logistics (vehicle maintenance, stationery, repairs of office equipment and consumables)	Tolon	Effective management and coordination	J	J	J	J	5,000.00	GOG	DADU	DA
Purchase five tyres for official Vehicle	Tolon	Vehicle in good condition		J	J	J	2,812.50			RING Project
Acquire three Yamaha AG 100 motorbikes	Tolon	Agric. Services delivery improved at the community level.		J			45,000.00	RING Project	DA	DPCU
Rehabilitation of 12 dums		Rehabilitated 12 dam facilities	J	J	J	J	150,000	DACF	DADU	DA
Support 250 household with inputs to cultivate 1 acre soybean	Tolon	250 households supported with 1 acre soybean and 1 acre maize		J	J	J	64,036.00	RING Project	DADU	DA
Train 120 livestock farmers on appropriated husbandry techniques of improved breeds	All operational areas	120 farmers adopt husbandry practices	J	J	J	J	3,510.00	RING	DADU	RING Project /DA
Conduct farmer, livestock/poultry census.	Tolon	Report on No. of farmers, livestock/ poultry		J			5,118.75	RING		RING Project Donor, Partners
Carry out rehabilitation works and equip DADU's Animal traction centre at Nyankpala by December 2015	Tolon	Functional animal traction centre					112,500.00	RING	DADU	RING Project
Purchase and distribute 900 small ruminants	Tolon	900 small ruminant distributed		J	J	J	500,000.00	RING Project	DADU	DA

Immunize 900 ruminant and pests against schedule disease annually	All operational areas	160 farmers adopt supplementary feeding	J	J	J	J	3,556.00	RING Project	DADU	RING Project
Train 80 women farmer groups on food processing storage and preservation for all 4 zone by April annually	All operational areas	80 women adopt supplementary feeding	J	J	J	J	2,523.00	GoG	DADU	DA
<b>TOTAL</b>										

### 5.1.3: Thematic Area: Infrastructure and Human Settlement Development

*Focus Area: Water, Environmental Sanitation and Hygiene*

*Goal: Improve adequate access and delivery of sanitation service*

*Objective: To accelerate the provision of adequate sanitation in the district by the end of 2015.*

ACTIVITIES	LOCATION	OUTPUT INDICATORS	TIME FRAME				ANNUAL BUDGET GH¢	SOURCE OF FUNDING	IMPLEMENTING AGENCIES	
			1 <sup>st</sup>	2 <sup>nd</sup>	3 <sup>rd</sup>	4 <sup>th</sup>			LEAD	COLLAB.
Train 85 hygiene volunteers	District wide	Hygiene and sanitation volunteer trained	J	J	J	J	2,000.00	RING/SPRING	DA	EHSU
Meeting Natural Leaders on progress of CLTS implementation and way forward	CLTS Communities	Meeting of natural leaders carried out	J	J	J	J	1,000.00	RING/SPRING	DA	EHSU
Implement CLTS in 15 communities	District wide	20 communities practice ODF	J	J	J	J	80,000.00	RING/SPRING	DA	EHSU

Continue monitoring activities in 40 CLTS Communities	District wide	Communities behaviour on sanitation practices improved	✓	✓	✓	✓	50,000.00	DACF	EHSU	DA
Organize District Sanitation Week	Tolon	Sanitation week organized	✓	✓	✓	✓	5,000.00	DACF	EHSU	GHS
Evacuate all public refuse dumps in 5 sub-districts to final disposal site	District wide	5 Refuse dumps evaluated on regular basis	✓	✓	✓	✓	750.00	DACF	DA	EHSU
Train casual labours on hygiene handling of sanitary tools and excreta	Tolon	Capacity of casual labour enhanced.	✓	✓	✓	✓	1,500.00	DACF	EHSU	DA
Dislodge/service all public toilets twice in the year	District wide	Dislodgement carried out twice a year.	✓		✓		10,000.00	DACF	EHSU	DA
Refresher training for A/C EHA on CLTS	District wide	Capacity of A/C EHA staff enhanced	✓	✓	✓	✓	4,250.00	DACF	EHSU	DA/RING
Facilitate the review of sanitation by-laws	Tolon	Sanitation by-laws enacted and enforced	✓	✓	✓	✓	7,000.00	DACF	EHSU	DA
Home Revisits to 120 households to educate them on personal hygiene	District wide	Improved in household hygiene and sanitation	✓	✓	✓	✓	1,000.00	GOG	DOCD	EHSU
Sensitize 5 JHS on the stages of adolescence and personal	District wide	5 JHS sensitized	✓	✓	✓	✓	626.26	GOG	DA	EHSU

hygiene										
Construction of 1 No. 10 seater KVIP	Kasulyili	10 seater kvip costructed construsted	✓	✓	✓	✓	55,000.00		DA	DWD
Construction of 1 No. 10 seater KVIP	Dimabi	10 seater kvip costructed construsted	✓	✓	✓	✓	55,000.00	DACF	DA	DWD
Construction of 1 No. 10 seater KVIP	Gbanjong	10 seater kvip costructed construsted	✓	✓	✓	✓	55,000.00	DACF	DA	
Construction of 1 No. 10 seater acqua-privy at Tolon new area (dimabi road)	Tolon	10 seater kvip costructed construsted	✓	✓	✓	✓	75,000.00	DFP	DA	DWD
Construction of 1 No. 10 seater acqua-privy at Woribogu township	Waribogu	10 seater kvip costructed construsted	✓	✓	✓	✓	75,000.00	DFP	DA	DWD
Construction of 15 No. Institutional Latrines	District Wide	15 No. Institutional Latrines constructed	✓	✓	✓	✓	383,500.00	DACF	DA	DWST
Rehabilitation of 30. No Orphan Bore Holes	District Wide	30 No. Orphan boreholes rehabilitated by December 2014	✓	✓	✓	✓	290,750.00	DACF	DA/IDA/S RWSP	DWST
Construct and mechanise high yielding boreholes for small town water systems	District wide	Two small towns have water systems	✓	✓	✓	✓	80,000.00	DACF	DA	DWST

Ensure regular monitoring of water facilities	District Wide	M&E carried out	✓	✓	✓	✓	2,000.00	DACF	DA	DWST
Disilting of dams	Dingoni, Gburimani, Yoggu, Gbrimanchayili, Lingbung- yizegu						70,000	DACF		
Rehabilitation of teachers quarters and completion of Durbar ground	Gbrimani	Teacher's quarters rehabilitated and Durbar ground completed.	✓	✓	✓	✓	45,029.25	DACF	DA	DWD
Completion of Nurses quarters	Wantugu	Nurses quarters completed.	✓	✓	✓	✓	41,792.33	DACF	DA	DWD
Rehabilitation of semi-detached bungalow for MoFA	Tolon	Semi-detached bungalow for MoFA rehabilitated.	✓	✓	✓	✓	12,101.60	DACF	DA	DWD
Completion of 4 bedroom accommodation (DCE).	Tolon	4bedroom accommodation (DCE) completed.	✓	✓	✓	✓	264,733.40	DACF	DA	DWD
Rehabilitation of DCE's bungalow (Old)	Tolon	DCE's bungalow (Old) rehabilitated.	✓	✓	✓	✓	25,697.19	DACF	DA	DWD
Rehabilitation of area council office	Yoggu	Area council office at Yoggu rehabilitated.	✓	✓	✓	✓	8,095.80	DACF	DA	DWD
Rehabilitation of area council office	Tali	Area council office at Tali rehabilitated.	✓	✓	✓	✓	26,002.00	DACF	DA	DWD
Rehabilitation of area council office	Kasulyili	Area council office at Kasulyili	✓	✓	✓	✓	24,219.50	DACF	DA	DWD

		rehabilitated								
Rehabilitation of area council office	Lingbina	Area council office at Lingbina rehabilitated	✓	✓	✓	✓		DACF	DA	DWD
Construction of 8-unit bedroom teacher quarters	Kpendua	8-unit bedroom teacher quarters constructed.	✓	✓	✓	✓	192,860.00	DACF	DA	DWD
Extension of piped water system (4.5km) from Nyankpala to Nafarun to tuunayili	Nafarun & Tunayili	Piped water system extended	✓	✓	✓	✓	183,600.00	Office of the president	DA	DWD
Extension of piped water system (4.850 km)	Tolon to Dimabi	Piped water system extended	✓	✓	✓	✓	178,500.00	DACF	DA	DWD
								DACF	DA	DWD
Construction of aqua privy	Woribigu Township	Aqua privy constructed	✓	✓	✓	✓	75,000.00	DACF	DA	DWD
Construction of Aqua-privy	Kangbagu	Aqua privy constructed	✓	✓	✓	✓	75,000.00	DACF	DA	DWD

### Focus Area: Energy Supply to Support Industries and Households

**Goal:** To facilitate the universal access to rural electrification in by 2016 in the District.

**Objective:** Connect 29 communities to the National grid by the end of 2015

ACTIVITIES	LOCATION	OUTPUT INDICATORS	TIMES FRAME				ANNUAL BUDGET GHC	SOURCE OF FUNDING	IMPLEMENTING AGENCIES	
			1 <sup>st</sup>	2 <sup>nd</sup>	3 <sup>rd</sup>	4 <sup>th</sup>			LEAD	COLLAB.
Extension of electricity to 27	District Wide	27 communities connected to the National grid	✓	✓	✓	✓	202,000.00	GREP	MOE	DA

communities under the Ghana Rural Electrification Programme										
Extension of electricity to 5 communities under Self Help Electricity Programme		Electricity extension completed in 5 communities	✓	✓	✓	✓		SHEP IV	MOE	DA
Supply of 200 No. low and high tension poles to communities	District wide	Low and high tension poles supplied	✓	✓	✓	✓		GoG/DACF	MOE	DA
<b>Sub-total</b>										

### Focus Area: Social, Community and Recreational infrastructure

*Goal: Contribute towards enhancing the District's social infrastructure*

*Objective: increase social, community and recreational access by the end of 2015.*

ACTIVITIES	LOCATION	OUTPUT INDICATORS	TIMES FRAME				ANNUAL BUDGET GH¢	SOURCE OF FUNDING	IMPLEMENTING AGENCIES	
			1 <sup>st</sup>	2 <sup>nd</sup>	3 <sup>rd</sup>	4 <sup>th</sup>			LEAD	COLLAB.
Construction of community centre and guest house	Tolon	Community centre and guest house completed and in use	✓	✓	✓	✓	600,000.00	DACF	DA	DWD

<b>Focus Area: Spatial/Land Use Planning and Management</b>										
<b>Goal: Improve human settlement conditions across the district</b>										
<b>Objective: Enhance settlement planning in three communities by the end of 2015.</b>										
Support to Street Naming and House Numbering activities	Tolon, Nyankpala, and Kasuliyili	30 Streets named	✓	✓	✓	✓	10,434.90	DACF	DA	DTCPU
Support to District Structural Planning (Draw a district map)	Tolon	District Map Drawn	✓	✓	✓	✓	30,000.00	DACF	DA	DPCU
Conduct periodic inspection of layout structure in towns	District wide	Periodic inspection conducted	✓	✓	✓	✓	400.00	DACF		
Procure signage's for the street naming process	District wide	Signage's planted	✓	✓	✓	✓	30,0000	DACF	DA	DPCU/WDW
<b>Sub-total</b>										

**Focus Area: Roads and Transport**

**Goal:**

**Objective:** To improve the conditionsof roadsnetwork to ease rural transport by 2015.

ACTIVITIES	LOCATION	OUTPUT INDICATORS	TIMES FRAME				ANNUAL	SOURCE OF	IMPLEMENTING
------------	----------	-------------------	-------------	--	--	--	--------	-----------	--------------

			1 <sup>st</sup>	2 <sup>nd</sup>	3 <sup>rd</sup>	4 <sup>th</sup>	BUDGET GH¢	FUNDING	AGENCIES	
									LEAD	COLLAB.
Reshaping of feeder roads	Cheshegu- Dabogshe	Reshaping carried out	┘	┘	┘	┘	40,000.00	DACF	DA	DWD
Spot improvement	Riverside to Zantani	Spot improvement completed	┘	┘	┘	┘	80,000.00	DACF	DA	DWD
Spot improvement	Sabegu - Dabogshe	Spot improvement completed	┘	┘	┘	┘	70,000.00	DACF	DA	DWD
Spot improvement	Yepeiligu road	Spot improvement completed	┘	┘	┘	┘	70,000.00	DACF	DA	DWD
Reshaping of feeder roads/ construction of 1No. culvert	Fihini - Tolon	Reshaping carried out and culvert constructed	┘	┘	┘	┘	250,000.00	DACF	DA	DWD
Reshaping of Nyankpala township – Naa Damba street	Nyankpala	Naa Damba reshaped	┘	┘	┘	┘	500,000.00	DACF	DA	DWD
Open up 4 township road network	Tolon township	2 new township roads opened up	X	X	X	X	340,000.00		DA	DWD
Procure 1No. engine for Assembly Grader	Tolon	Engine for grader procured	┘	┘	┘	┘	30,000.00	DACF	DA	DPCU
<b>Sub-total</b>										

#### 5.1.4: Thematic Area: Human Development, Productivity and Employment.

**Focus Area: Education**

**Goal: Provide good-quality and child-friendly universal basic education**

**Objective: Objective:** *Improve equitable access to and participation in quality education at all levels*

ACTIVITIES	LOCATION	PERFORMANCE INDICATORS	TIME FRAME				ANNUAL BUDGET GH¢	SOURCE OF FUNDING	IMPLEMENTING AGENCIES	
			1 <sup>st</sup>	2 <sup>nd</sup>	3 <sup>rd</sup>	4 <sup>th</sup>			LEAD	COLLAB.
Construction of 1 No. 3 unit classroom blocks with ancillary facilities and furniture	Lingbunga	School block completed and in use	✓	✓	✓	✓	95,000.00	DACF	DA	DWD
Construction of 1 No. 3 unit classroom blocks with ancillary facilities and furniture	Golinga	School block completed and in use	✓	✓	✓	✓	95,000.00	DACF	DA	DWD
Construction of 1 No. 3 unit classroom blocks with ancillary facilities and furniture	Gbulahigu	School block completed and in use	✓	✓	✓	✓	95,000.00	DACF	DA	DWD
Rehabilitation of storm deamaged school	Tali, Dimabi, kasuliyili, kpanyili, waribogu kamonayili	Stormed Damaged schools repaired	✓	✓	✓	✓		DACF	DA	DWD
Rehabilitation of 3No. Teachers quarters	Tolon	3no. Teachers quarters rehabilitated	✓	✓	✓	✓	60,000	DACF	DA	DWD
Rehabilitation of 3No. Teachers quarters	Gbanjong, Cherifoyili and Lingbung	3no. Teachers quarters rehabilitated	✓	✓	✓	✓	60,000	DACF	DA	DWD
Construction of 1 No. 3 unit classroom	Zantani	School block completed and in use	✓	✓	✓	✓	145,000.00	DACF	DA	DWD

blocks with ancillary facilities and furniture										
Construction of 3 unit classroom block	Nyankpala Nawaria	Classroom completed and in use	√	√	√	√	145,000.00	DACF	DA	DWD
Renovation of 3 unit classroom block	Kamonayili	Classroom block renovated	√	√	√	√	30,000.00	DACF	DA	DWD
Construction of 1No. 3 unit classroom block with ancillary facilities and furniture	Gunsibong	Classroom completed and in use					95,000.00	DACF	DA	DWD
Construction of 6 unit classroom block with ancillary facilities	Nagbligu	Classroom completed and in use	√	√	√	√	160,000.00	DACF	DA	DWD
Construction of staff accommodation (compound house)	Zantani	Staff accommodation constructed	√	√	√	√	60,000.00	DACF	DA	DWD
Provide support to education activities	District Wide	Education activities supported	√	√	√	√	15,000.00	DACF	DA	GES
Supply of 200No. school furniture to selected schools	District Wide	Furniture supplied and in use	√	√	√	√	90,000.00	DACF	DA	GES
Intensify campaign on girl-child education	District wide	Female enrolment in basic and second cycle schools increased	√	√	√	√	50,000.00	DACF	DA	GES

Construction of 1 No. 3-unit classroom block with ancillary facilities	Yizhegu	3-unit classroom block with ancillary facilities and furniture provided.	✓	✓	✓	✓	141,400.00	DACF		
Construction of 1 No. 3-unit classroom block with ancillary facilities	Zali	3-unit classroom block with ancillary facilities constructed	✓	✓	✓	✓	141,400.00	DFP	DA	DWD
Construction of 6unit boys dormetry at Tolon SHS	Tolon	Boys dormetry constructed	✓	✓	✓	✓		Officer of the president	DA	DWD
Completion of 1No. 3 Unit Classroom block at St. Monica	Nyankpala	1No. 3 Unit Classroom block completed	✓	✓	✓	✓	20,372.56	DACF	DA	DWD
Completion of 1No. 4 Unit Police Accommodation	Nyankpala	1No. 4 Unit Police Accommodation completed	✓	✓	✓	✓	17,133.65	DACF	DA	DWD
Completion of 1No. 3 Bedroom accommodation for MOH Director	Tolon	1No. 3 Bedroom accommodation completed	✓	✓	✓	✓	38,969.26	DDF	DA	DWD
<b>Sub-total</b>										

**Focus Area: Health**

*Objective: To increase access to quality Health Service delivery by 2015.*

ACTIVITIES	LOCATION	PERFORMANCE INDICATORS	TIMES FRAME				ANNUAL BUDGET GH¢	SOURCE OF FUNDING	IMPLEMENTING AGENCIES	
			1 <sup>st</sup>	2 <sup>nd</sup>	3 <sup>rd</sup>	4 <sup>th</sup>			LEAD	COLLAB.
Construction of CHIPS compounds	Tuunayili,	CHIPS compound constructed	√	√	√	√	120,000.00	DACF	DA	DWD
Construction of CHIPS compounds	Kasuliyili	CHIPS compound constructed	√	√	√	√	120,000.00	DACF	DA	DWD
Construction of CHIPS compounds	Tingoli.	CHIPS compound constructed	√	√	√	√	120,000.00	DDF	DA	DWD
Construction of Office Complex for the NHIS	Tolon	Office complex constructed for NHIS	√	√	√	√	90,000.00	DACF	DA	DWD&NHIS
Rehabilitation of Health Centre	Wantugu	Health centre rehabilitated	√	√	√	√	45,000.00	DACF	DA	DWD
Renovation of 1No. Clinic	Yoggu	Renovation completed and in use	√	√	√	√	30,000.00	DACF	DA	DWD
Renovation of 1No. Health centre	Tolon	Quarters completed and in use	√	√	√	√	35,000.00	DACF	DA	DWD
Construction of Maternity ward at Nyankpala	Nyakpala Clinic	Maternity ward constructed	√	√	√	√	140,856.00	DDF	DA	DWD
Construction of 30 bed capacity	Tolon	30 bed capacity word						Office of	DA	DWD

ward at Tolon Clinic		constructed						the President		
Sponsor students from the district to pursue health related courses.	District wide	At least 20 students sponsored	✓	✓	✓	✓	8,000.00	DACF	DA	DHD
Furnishing of Laboratory at Tolon clinic	tolon	Laboratory furnished	✓	✓	✓	✓	60,000	DACF	DA	DHD
Orientation of all newly posted staff on the Importance of Integrated H/Service & district programmes	Tolon	Orientation of newly posted staff carried out	✓	✓	✓	✓	4,250.00	GOG	DHD	
C-IMCI Refresher Training	Sub-dist. Levels	C-IMCI Refresher Training undertaken	✓	✓	✓	✓	8,000.00	GOG	DHD	
Monitoring of CBAs Volunteers activities on the Management of Malaria/ARI/Diarrhoea among U5	Sub-districts	CBAs Volunteers activities monitored	✓	✓	✓	✓	36,000.00		DHD	
Child Health Promotion Week Celebration	Communities/Facilities	Child Health Promotion Week Celebrated		✓			6,500.00	GOG	DHD	
Mass De-worming Exercise in Schools & Communities	Schools	Mass De-worming Exercise undertaken in Schools & Communities			✓		90,000.00	GOG	DHD	WV
Carry out survey on facility delivery	Communities	Survey on facility delivery carried out					100,000.00	GOG	DHD	
Radio Discussion on Reproductive Health (Quarterly)	DHD	Radio discussion done	✓	✓	✓	✓	15,000.00	GOG	DHD	
Malaria Day celebration	Communities/Facilities	Malaria Day celebration carried out	✓				65,000.00	GOG	DHD	

Monitoring of TB patients on treatment in the district	Communities/Facilities	TB patients monitored	✓	✓	✓	✓	2,000.00	GOG		NTP
Carry out Radio Discussion on Food Diversification	Simli	Radio Discussion on Food Diversification Carry out	✓	✓	✓	✓	3,000.00	GOG	DHD	WV
Preparedness for outbreak (CSM/GW/Anthrax/Measles)	DHD	Preparedness done	✓	✓	✓	✓	7,000.00	GOG	GHS	
Monitoring of IYCF Communities	Communities	IYCF Communities monitored	✓	✓	✓	✓	8,000.00	GOG	GHS	WV
Quarterly and mid-year Submission of Reports to next level	DHD	Reports submitted	✓	✓	✓	✓	4,000.00	GOG	GHS	
Quarterly Facilitative monitoring and supervision at all levels	Sub-dist/Facilities	monitoring and supervision carried out	✓	✓	✓	✓	9,000.00	GOG	GHS	
District Half year performance review Meeting	DHD	performance review Meeting carried out	✓	✓	✓	✓	14,000.00	GOG	GHS	
Data Validation on New Born Care Activities Reports	Sub-dist/ Facilities	Survey carried out	✓	✓	✓	✓	8,000.00	GOG	GHS	WV
District Half year performance review Meeting	DHD	Reports submitted	✓	✓	✓	✓	15,000.00	GOG	GHS	WV
Data Validation on New Born Care Activities Reports	Sub-dist/ Facilities					✓	8,000.00	GOG	DHD	
District Annual Performance Review Meeting	DHD	Maintenance undertaken	✓	✓	✓	✓	100,000.00	GOG	DHD	
Monthly monitoring of maternal and newborn care	Facilities/Communities	Reports submitted	✓	✓	✓	✓	15,000.00	GOG	GHS	DA
<b>Sub-total</b>										
<b>Focus Area: HIV &amp; AIDS and STIs</b>										
<b>Goal:</b>										
<b>Objective:</b>										
Provide livelihood support to PLHIV	District wide	HIV/AID livelihood support provided	✓	✓	✓	✓	15,000.00	GOG	GHS	DA/NGOs
Promotion of HIV Know Your Status programme	District wide	Know Your Status programmes undertaken	✓	✓	✓	✓	9,000.00	GOG	GHS	DA/NGOS

Sensitize 10 JHS on danger of HIV and AIDS	District wide	Sensitization of 10 JHS on danger of HIV and AIDS done	↓	↓	↓	↓	1000.00	GOG		
<b>Sub-total</b>										
<b>Focus Area: The Youth</b>										
Support to traditional youth activities	District wide	Youth activities supported	↓	↓	↓	↓	12,000.00	DACF	DA	NCCE
Construct an accommodation facility at the Vocational Centre	Tolon	Accommodation facility constructed at the Vocational Centre					70,000.00	DACF	DA	DWD
<b>Sub-total</b>										

**Focus Area: Child development, Disability, and Social Protection**

**Goal:**

**Objective:**

ACTIVITIES	LOCATION	OUTPUT INDICATORS	TIMES FRAME				ANNUAL BUDGET GH¢	SOURCE OF FUNDING	IMPLEMENTING AGENCIES	
			1 <sup>st</sup>	2 <sup>nd</sup>	3 <sup>rd</sup>	4 <sup>th</sup>			LEAD	COLLAB.
Re-sensitization and capacity building of CPTs and communities on child protection issues	District wide	Awareness would be created, reaffirming CPTs strength to combat child abuse	↓	↓	↓	↓	1,000.00	GOG	DA	CD&SW
Secure standard of operating day-care centres through regular	District wide	through regular inspection and regulation done	↓	↓	↓	↓	500.00	GOG	DA	CD&SW

inspection and regulation										
Monitoring of 151 CPTs Communities	District wide	CPTs communities visited regularly	√	√	√	√	576.00		DA	CD&SW
Organise community durbars on the dangers of child migration	District Wide	Durbars organised	√	√	√	√	300.00	GOG	DA	CD&SW
Sensitize Communities on the need to register their child births	District wide	Registration of births increased	√	√	√	√	1,125.00	GOG	DA	CD&SW
Sensitization on the importance early childhood development	District wide	Sensitization on the importance early childhood development done	√	√	√	√	1000.00	GOG	DA	CD&SW
Support 50 disabled children in special schools	District wide	50 disabled children in special schools supported	√	√	√	√	634.89	GOG	DA	CD&SW
Register disabled children under NHIS	District Wide	disabled children registered under NHIS	√	√	√	√	1041.39	GOG	DA	CD&SW
Support to disability and child activities	District Wide	PWD supported	√	√	√	√	20,000.00	DACF	DA	CD&SW
Organise capacity building on child protection issues	District Wide	Capacity building on child protection organised					1000.00	GOG	DA	CD&SW
<b>Sub-total</b>										

**Sector:** Community Development and Social Welfare.

**Objective:** Improve the socio-economic living standards of the communities through self-help initiatives

Activity	Location	indicators Output	Times Frame				Budget GH¢	Source of Funding	Implementing Agencies	
			1 <sup>st</sup>	2 <sup>nd</sup>	3 <sup>rd</sup>	4 <sup>th</sup>			Lead	Collab.
Awareness creation of the rights and protection of children	District wide	Community awareness created	✓	✓	✓	✓	2,500	DACF/NGOs	DA	CD&SW
CPTs and communities knowledge on child rights would be enhanced	District wide	CPTs and communities knowledge on child rights would be enhanced	✓	✓	✓	✓	4,500	DACF/NGOs	DA	CD&SW
Formation and registration of Women's groups	District wide	Women's groups formed and registered	✓	✓	✓	✓	1,000	DACF/NGOs	DA	CD&SW

Sensitize 20 communities on the dangers of Kayaye through mass education	District wide	20 communities sensitized on the dangers of Kayaye through mass education	✓	✓	✓	✓	1,500.00	GOG	DA	CD&SW
Visit CPTs communities regularly	District wide	CPTs communities visited regularly	✓	✓	✓	✓	576.00	DACF/NGOs	DA	CD&SW
Organise Durbars	District Wide	Durbars organised	✓	✓	✓	✓	300.00	DACF/NGOs	DA	CD&SW
Activate and validate CAPs	District Wide	CAPs activated and validated	✓	✓	✓	✓	505.00	DACF/NGOs/ UNICEF	DA	CD&SW
Formation and training of Child protection teams	District Wide	Formation and training of Child protection teams	✓	✓	✓	✓	402.00	DA/COMM. Dev't Social Welfare	DA	CD&SW
Identification and selection of community and beneficiary under LEAP 1000	District Wide	Identification and selection of community and beneficiary under LEAP 1000	✓	✓	✓	✓		UNICEF	UNICEF/DA	CD&SW
Monitor LEAP beneficiary households	District Wide	LEAP beneficiary households	✓	✓	✓	✓	1000.00	GOG	DA	CD&SW

		Monitored								
Support pregnant women and children under 2years	District Wide	Support pregnant women and children under 2years						UNICEF	UNICE F/DA	CD&SW
Train 20 women leadership	District wide	20 women trained	√	√	√	√	12,000.00		DA	CD&SW
Support to vulnerable households in the District	District wide	Vulnerable household supported	√	√	√	√		RING	DA	DHD, DADU, DCD, EHSU

### 5.1.5: Thematic Area: Transparent and Accountable Governance

**Objective:** To strengthen institutional capacity for better performance by 2015

ACTIVITIES	LOCATION	OUTPUT INDICATORS	TIMES FRAME				ANNUAL BUDGET GH¢ INTERNAL	SOURCE OF FUNDING	IMPLEMENTING AGENCIES	
			1 <sup>st</sup>	2 <sup>nd</sup>	3 <sup>rd</sup>	4 <sup>th</sup>			LEAD	COLLAB.
<b><i>Revenue Mobilisation, M&amp;E, and Capacity Building</i></b>										
Training of revenue collection staff	Tolon	Training of revenue collection staff carried out	√	√	√	√	5,000.00	DACF		
Conduct sensitisation campaign on payment of tax	District wide	Sensitisation conducted	√	√	√	√	3,750.00	DACF		
Support to compilation and up-date of ratable Data	District wide	Revenue Data Compiled	√	√	√	√	8,000.00	DACF	DA	DPCU

Institution of an effective financial monitoring system	District wide	Effective monitoring institutionalised	√	√	√	√	5,000.00	DACF	DA	Internal Audit
Procure 1.No Pick-up for M&E	Tolon	Pick-up procured	√	√	√	√	100,000.00	DACF	DA	DPCU
Support to Annual Action Plan Review Workshop	Tolon	Review workshop organized	√	√	√	√	16,000.00	DACF	DA	DPCU
Procure 7 No. Office desks and 7 No. swivel chairs for DPCU/ Central Administration	Tolon	Desks and swivel chairs for DPCU procured	√	√	√	√	5,000.00	DACF	DA	DPCU
Procure 2 No. Printers, 1 No. photocopier, 10 No. tonners, and stationary	Tolon	Procure 1 No. Printers, 1 No. photocopier procured	√	√	√	√	8,750.00	DACF	DA	DPCU/ Central Administration
Support to M & E activities	District wide	Support to M & E activities	√	√	√	√	25,000.00	DACF	DA	DPCU
Capacity building for area/town council members	District wide	Capacity of Area/Town Council members enhanced	√	√	√	√	15,000.00	DACF	DA	DPCU
Support to Assembly Members Activities/ Capacity Development i.e ICT	District Wide	Assembly members Capacity Developed	√	√	√	√	20,000.00	DACF	DA	DPCU
Servicing and maintenance of office equipment	Tolon	Office Equipment maintained	√	√	√	√	10,000.00	DACF	DA	DPCU
Organise Independence day celebration	Tolon	Independence day organised	√				10,000.00	DACF	DA	GES
<b>Sub-total</b>										
<b><i>National Culture for Development</i></b>										

Support to Traditional Authority Activities	District Wide	Traditional Authorities Supported	√	√	√	√	20,000.00	DACF	DA	DPCU
Construction of 2 No. Durber grounds	Nyankpala and Lingbung	Durbar grounds constructed	√	√	√	√	60,000.00	DACF	DA	DWD
Renovation of chief palace	Tolon	Chiefs palace renovated	√	√	√	√	20,000.00	DACF	DA	DPCU
Organise sensitization forum for Traditional Rulers, Opinion Leaders and Community members on the need to elect women into leadership positions	District wide	Sensitisation forum organised	√	√	√	√	5,000.00		DA	
<b>Sub-total</b>										
<b><i>Public Safety and Security</i></b>										
Support to DISSEC activities	District wide	DISSEC Activities supported	√	√	√	√	2,500.00		DA	DPCU
Support to Disaster programmes annually	District wide	Disaster victims supported	√	√	√	√	20,000.00		DA	NADMO
<b>Sub-total</b>										
<b><i>Gender Equity and Women Empowerment</i></b>										
Introduction of more women groups in income generating activities	Three communities in the district	Women's groups formed and registered	√	√	√	√	1,000.00		DA	CD&SW
Formation and re-organization of groups on sheanut picking and processing	District wide	Women groups formed	√	√	√	√	600.00	GOG	DA	CD&SW

Compile standardised gender segregated data for planning	District wide	Gender segregated data standardised and compiled					2,000.00	GOG	DA	DPCU
Sub-total										

## **Chapter 6**

### **6.0 Monitoring and Evaluation Arrangements**

This chapter provides M&E arrangement of the 2014-2017 DMTDP. It highlights who, what, how and when M&E will be conducted to ensure proper plan implementation. The monitoring and evaluation would be based on the guidelines designed by the National Development Planning Commission (NDPC) for monitoring programmes/projects at the district level.

### **6.1 Purpose of the M&M**

The targets of the M&E are among others to:

- ensure that, programme/projects implementation is on schedule;
- assess whether the programmes/projects under implantation have met standards and specifications;
- identify achievements, constraints and failures so that improvements can be made;
- Document lessons learned from the implementation of programmes and projects;
- Improve service delivery and influence allocation of resources in the district;
- Demonstrate results to stakeholders as part of accountability and transparency;
- Provide basis for building M&E capacity within the Tolon District; and
- Provide quarterly information for effective coordination of district development at the regional and national levels

### **6.2 Stakeholder for M&E**

#### **6.2.1 The DPCU**

In line with the M&E guideline, the District Coordinating Director will lead team of the M & E team of the Assembly and is responsible for the implementation of this plan, convening DPCU meetings, issuing of circulars to the decentralised sector agencies. The District Planning Officer is a secretary to the DPCU and would coordinate and ensure total participation of all stakeholders.

At the departmental level, project monitoring team will include;

- District Coordinating Director
- District Planning Officer
- District Budget Officer
- District Works Engineer
- District Finance Officer
- District Gender Desk Officer

This team will assist to monitor the execution of programmes and projects within the plan. Each monitoring visit will also include the Head of department the project falls under including the Assembly person of the project location. Gender consideration is equally paramount and as such the district gender desk officer would be made an integral part of the monitoring team. Where possible, community women leadership shall be co-opted to serve on some monitoring activities at the community level.

### **6.2.2 Role of Traditional Authorities (TAs) and CSOs**

The traditional Authorities, opinion leaders among others will part of the team as it provides basis for grass-roots participation and development of ownership. These Traditional Authorities are a wealth of knowledge, influence and power. Working with the Youth and Civil Society will enhance effective monitoring of development interventions. NGOs, CBOs, among others will also play very useful roles as producers and users of M&E information. As partners in development and in the plan preparation, TAs and CSOs and others will therefore be brought on board so as to add real value to the M&E process itself and its outcomes.

### **6.6.3 The Role of Development Partners**

Development Partners (DPs) will play a significant role in shaping and enhancing M&E at the district level by Strengthening district-level institutional framework for evidence based planning, monitoring and evaluation; providing support to enhance capacity building; and assisting in the development of efficient Management Information Systems (MIS).

### **6.3 Mid-Year Review**

Besides the periodic monitoring activities, the District Assembly shall also hold mid-year review of the Annual Action Plan (AAP) and Budget.

### **6.4 Mid-Term Evaluation**

A mid-term evaluation will be carried out in 2015 for all stakeholders. This is expected to ensure projects output are in line with the goals and objectives of the District Assembly and the goals of DMTDP.

### **6.5 M&E Plan**

It is worth noting here that for the purpose monitoring this plan, the DPCU would formulate a clear Monitoring and evaluation plan to monitor this plan on year to year bases. This will allow for the recording of progress and to realign the plan objectives and activities where there are rough edges.

### **6.6 Reporting on Monitoring Activities**

After each monitoring exercise, project actors, communities and sector departments involved will be made aware of the key observations and findings. The DPCU will also brief the DCE, Presiding member and other DA actors on progress of work, observation and gaps identified. This will allow all stakeholders to take the necessary action that required before the next monitoring exercise. The DPCU will integrate all the findings and reactions in its Quarterly and Annual Progress Reports.

Thus, on quarterly basis, the District Assembly's Monitoring Team will compile a progress report of project implementation and submitted to the Office of the District Chief Executive and copied to the Regional Coordinating Council, Ministry of Local Government and Rural Development, National Development Planning Commission, and Project Financiers where necessary. The Annual Progress Report will sum up all the M & E activities in the year. The M & E report will be disseminated to relevant stakeholders and decision makers.

The monitoring and evaluation of the plan will use the already existing structures at the District level and will be integrated into the overall monitoring and evaluation plan of the District.

### **6.7 Database for Programmes and Projects**

DPCU compiles a register of all on-going programmes and projects in the district. All programmes and projects undertaken under the auspices of the District Assembly as well as development partners and NGOs will be covered. This register will be regularly updated with details on each activity such as start-time, costs, location, and source of funding, expected completion date, status of project, etc.

# Chapter 7

## 7.0 Communication Strategies

It is very necessary that during the implementation of the MTDP, progress is reported to all stakeholders on the status of the MTDP. As a result the following strategies will be adopted to communicate progress on implementation of the MTDP to the masses and every stakeholder that matter:

### 7.1 Development Communication Committee

To ensure the effective participation in the implementation of the plan for which all relevant stakeholders have been part, calls for strong communication machinery. There would be therefore, a strong communication committee headed by the Presiding Member (PM). The members of the committee will include;

- Presiding Member (Chairman)
- District Information officer (Secretary)
- Planning Officer
- Budget Officer
- Development Planning Sub-Committee member
- Representative from the Physical Planning Department

The District will adopt various strategies such as DPCU quarterly meetings, Durbar at Community Levels and major community interface sessions, Discussions and presentations at FM Radio stations, mid-year plan Review sessions, production and distribution of newsletters and periodicals, District Assembly meetings, Area Council Meetings, suggestion boxes and notice boards to enhance communication during the implementation of the plan. These have been detailed in the Table 7.1.

<b>No.</b>	<b>Activity</b>	<b>Purpose</b>	<b>Audience</b>	<b>Method/Tool</b>	<b>Timeframe</b>	<b>Responsibility</b>
<b>1</b>	<i>Meeting Political Leadership in the District</i>	-To let them appreciate the Plan -Enhance their commitment to providing resource for plan implementation -Facilitate their participation	-DCE  -MP  -PM  -Chairpersons of Sub-committees	-PowerPoint presentation	Quarterly	-Communication Committee
<b>2</b>	<i>Durbar at Community Levels and major</i>	-Increase awareness of communities on the DMTDP	-Chiefs -Assembly members	-community durbars -independence/ farmers' day celebration etc.	Annually	-DCE/DCD

	<i>community interface sessions</i>	-Explain the role of traditional Authorities and community member -Enhance the commitment of community members.	-Community leaders  -Community members -CBOs/NGOs -Youth groups -Farmer groups -Women groups etc.			
<b>3</b>	<i>Discussions and presentations at FM Radio stations</i>	-Re-enforce awareness of the plan, implementation status; and participation of stakeholders  -Provide feedback through phone-in	-Chiefs -Assembly members  -Community leaders  -Community members -CBOs/NGOs -Youth groups -Farmer groups -Women groups etc	-Use of the Simli Radio at Dalun	Monthly	Communication Committee
<b>4</b>	<i>DPCU quarterly meetings</i>	-Provide the implementation status of the plan and feedback	-DCE -DCD -RCC -MLGRD -NDPC	-PowerPoint presentations	-Every quarter	DPCU
<b>5</b>	<i>Mid-year plan Review sessions</i>	-It is to allow for the incorporation of new ideas of public good and the taking out of projects, programmes and activities which are no longer relevant for the dev,t of the district. -To provide feedback through question	-Decentralised Departments -NGOs/CBOs -Traditional Authorities -Assembly members	-PowerPoint presentations	-Every mid-year	DPCU
<b>6</b>	<i>Production and distribution of newsletters and periodicals</i>	Provide regular up-dates of the plan implementation status	Members of the public who can read and write	Prints media: newsletters and periodicals	Every Quarter	DPCU
<b>7</b>	<i>District Assembly meetings</i>	-Provide regular up-dates of the plan implementation status - To provide feedback	-Assembly members -NGOs/CBOs -Heads of departments	Assembly sessions	Every Quarter	DCE/DCD/PM
<b>8</b>	<i>Area Council Meetings.</i>	Provide regular up-dates of the plan implementation status - To provide feedback	Assembly and Unit committee members	Area/Town council meetings	Every Quarter	Communication Committee

<b>9</b>	<i>Suggestion box and notice boards</i>	-To provide feedback	-Visitors to the Assembly	-Use of the suggestion box and notice board at the Assembly	-Throughout the plan implementation period (2014-2017)	DPCU
----------	---	----------------------	---------------------------	---	--	------